



US00D878559S

(12) **United States Design Patent** (10) **Patent No.:** **US D878,559 S**
Stonecipher et al. (45) **Date of Patent:** **** Mar. 17, 2020**

(54) **ON-BODY INJECTOR**

(71) Applicant: **AMGEN INC.**, Thousand Oaks, CA (US)
(72) Inventors: **Brian Stonecipher**, Newbury Park, CA (US); **Peter V. Shultz**, Woodland Hills, CA (US); **Lisa Nugent**, Malibu, CA (US); **Margaux Frances Boyaval**, Newbury Park, CA (US); **Sigrid Moeslinger**, New York, NY (US); **Masamichi Udagawa**, New York, NY (US)
(73) Assignee: **AMGEN INC.**, Thousand Oaks, CA (US)

(**) Term: **15 Years**

(21) Appl. No.: **29/636,584**

(22) Filed: **Feb. 9, 2018**

Related U.S. Application Data

(62) Division of application No. 29/573,430, filed on Aug. 5, 2016, now Pat. No. Des. 813,380.

(51) **LOC (12) Cl.** **24-02**

(52) **U.S. Cl.**
USPC **D24/113**

(58) **Field of Classification Search**
USPC D24/112-114, 108, 133, 130, 127, 186; 606/181, 185; 604/264, 272, 187, 181, 604/184, 227
CPC A61M 5/178; A61M 3/00; A61M 5/20; A61M 5/31; A61M 5/3146; A61M 5/3129; A61M 5/3148; A61M 5/315

See application file for complete search history.

(56) **References Cited**

U.S. PATENT DOCUMENTS

6,908,452 B2	6/2005	Diaz et al.	
D619,245 S	7/2010	Moga et al.	
D638,534 S	5/2011	Moga et al.	
8,231,577 B2	7/2012	Carter et al.	
D675,728 S	2/2013	Tout et al.	
D684,686 S	6/2013	Cronenberg	
D685,083 S	6/2013	Schneider et al.	
D687,140 S	7/2013	Guarraia et al.	
D687,141 S	7/2013	Schneider et al.	
D687,536 S	8/2013	Guarraia et al.	
D688,784 S	8/2013	Schneider et al.	
9,173,997 B2	11/2015	Gross et al.	
D754,842 S	4/2016	Sonderegger et al.	
D760,374 S	6/2016	Nagar et al.	
D776,253 S	1/2017	Li	
D776,265 S	1/2017	Tyce et al.	
2009/0240240 A1*	9/2009	Hines	A61M 5/14248 604/890.1

(Continued)

Primary Examiner — David G Muller

(74) *Attorney, Agent, or Firm* — Marshall, Gerstein & Borun LLP

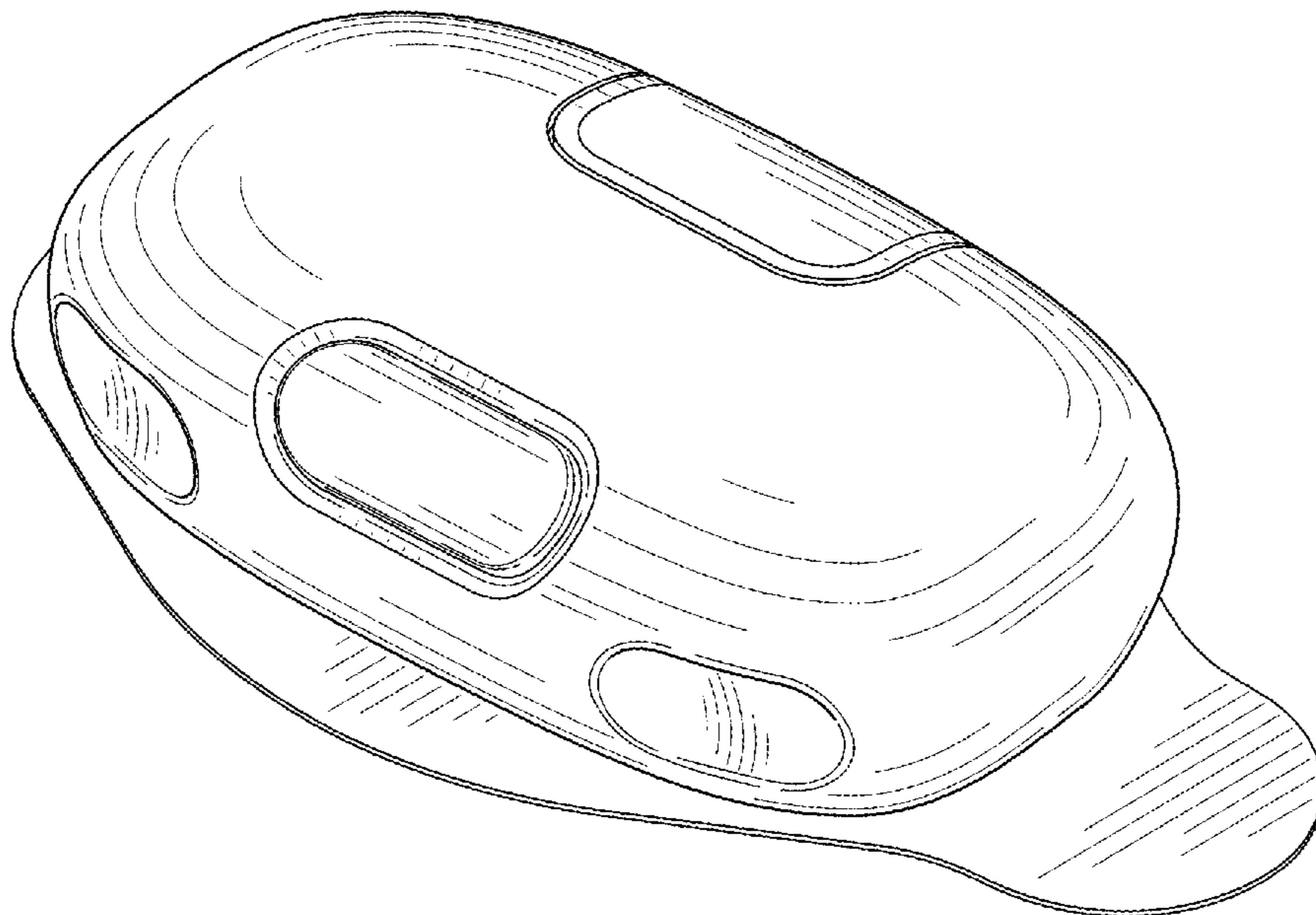
(57) **CLAIM**

The ornamental design for an on-body injector, as shown and described.

DESCRIPTION

FIG. 1 is a perspective view of a new design for an on-body injector;
FIG. 2 is a right side view of the on-body injector of FIG. 1;
FIG. 3 is a left side view of the on-body injector of FIG. 1;
FIG. 4 is a rear view of the on-body injector of FIG. 1;
FIG. 5 is a front view of the on-body injector of FIG. 1;
FIG. 6 is a top view of the on-body injector of FIG. 1; and
FIG. 7 is a bottom view of the on-body injector of FIG. 1.

1 Claim, 4 Drawing Sheets



(56)

References Cited

U.S. PATENT DOCUMENTS

2010/0049128 A1* 2/2010 McKenzie A61M 5/14248
604/135
2010/0168683 A1* 7/2010 Cabiri A61M 5/14248
604/263
2011/0066131 A1* 3/2011 Cabiri A61M 5/14248
604/411
2011/0172639 A1* 7/2011 Moga A61M 5/14224
604/506
2012/0296311 A1* 11/2012 Brauker A61B 5/0002
604/504
2014/0088549 A1* 3/2014 Cole A61M 5/158
604/506
2014/0107580 A1* 4/2014 Momose A61M 5/14228
604/151
2014/0200510 A1* 7/2014 Agard A61M 5/3157
604/65
2015/0057613 A1* 2/2015 Clemente A61M 5/14566
604/148
2015/0080799 A1* 3/2015 Schneider A61M 5/14248
604/151
2015/0306307 A1* 10/2015 Cole A61M 5/14248
604/508
2015/0359965 A1* 12/2015 O'Connor A61M 5/141
604/123

* cited by examiner

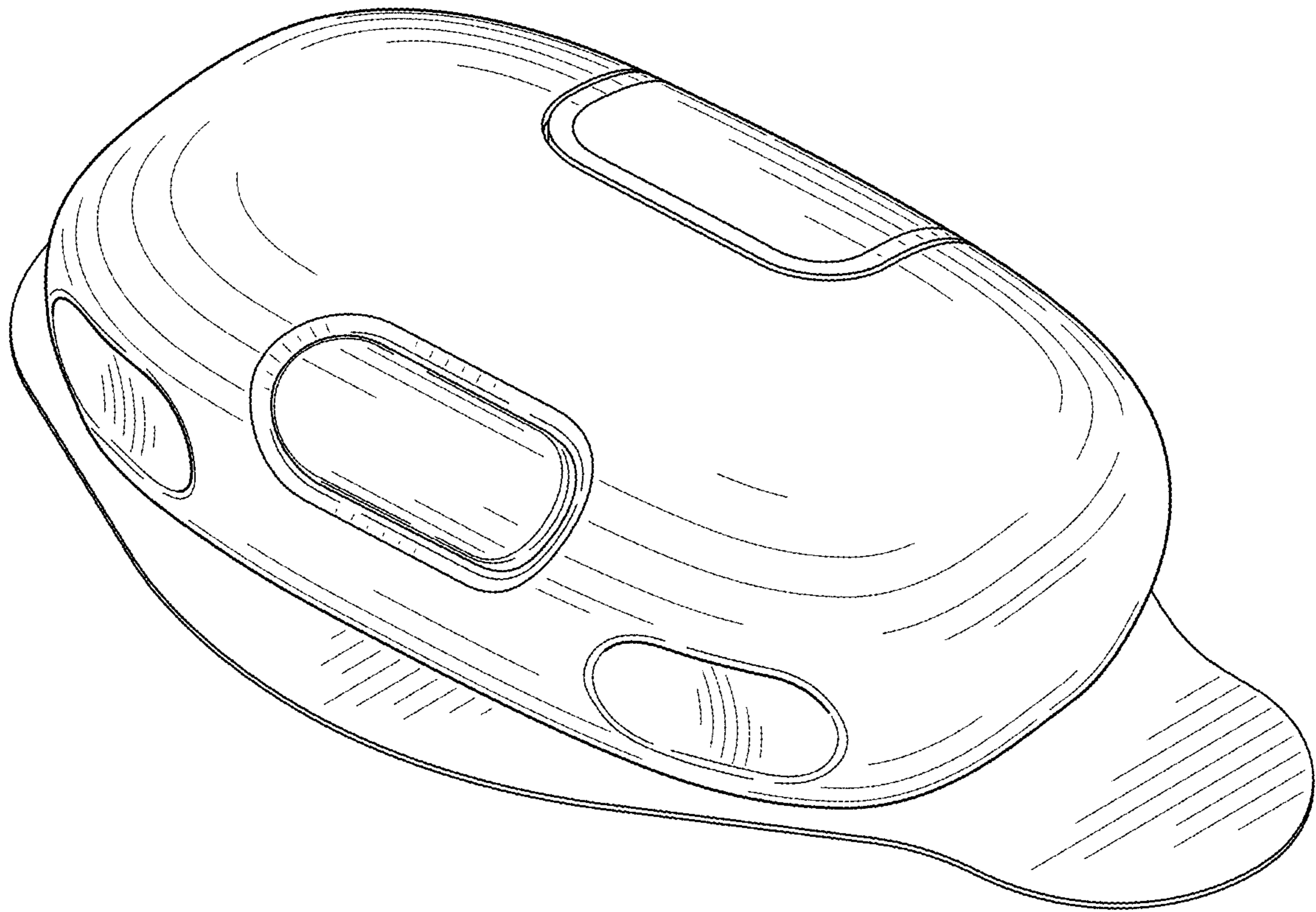


FIG. 1

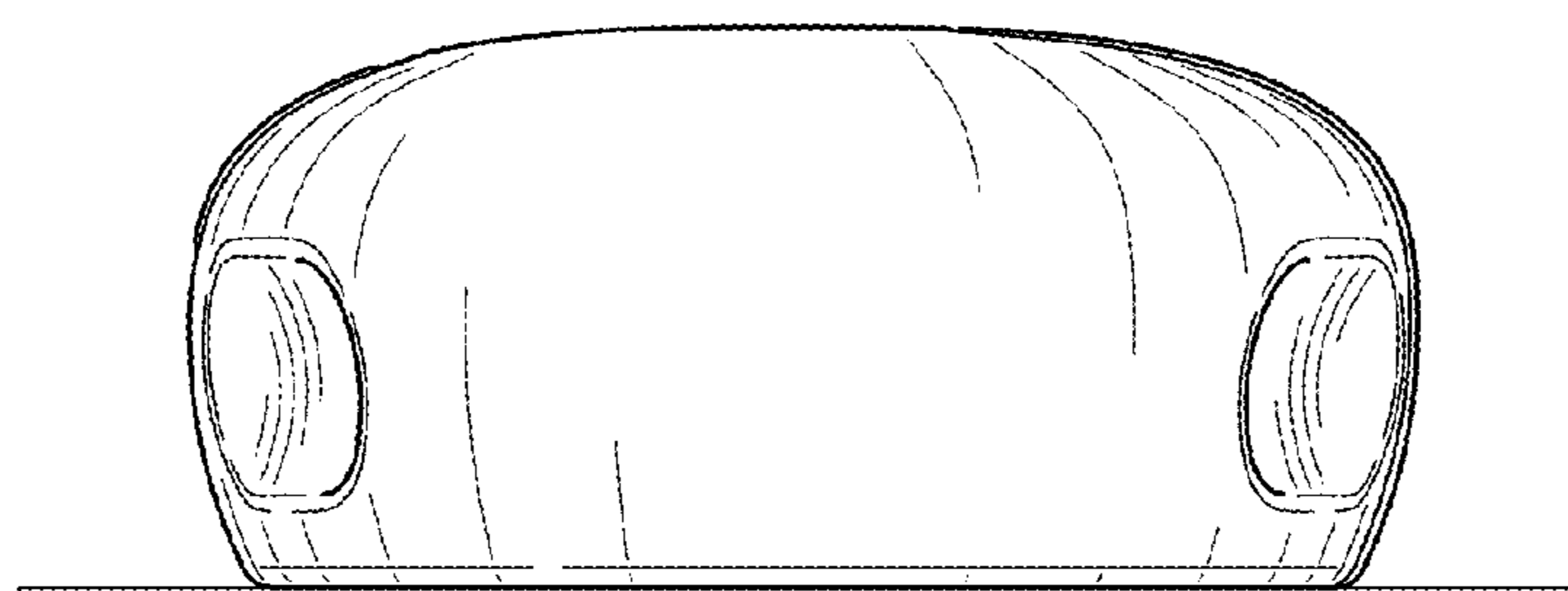


FIG. 2

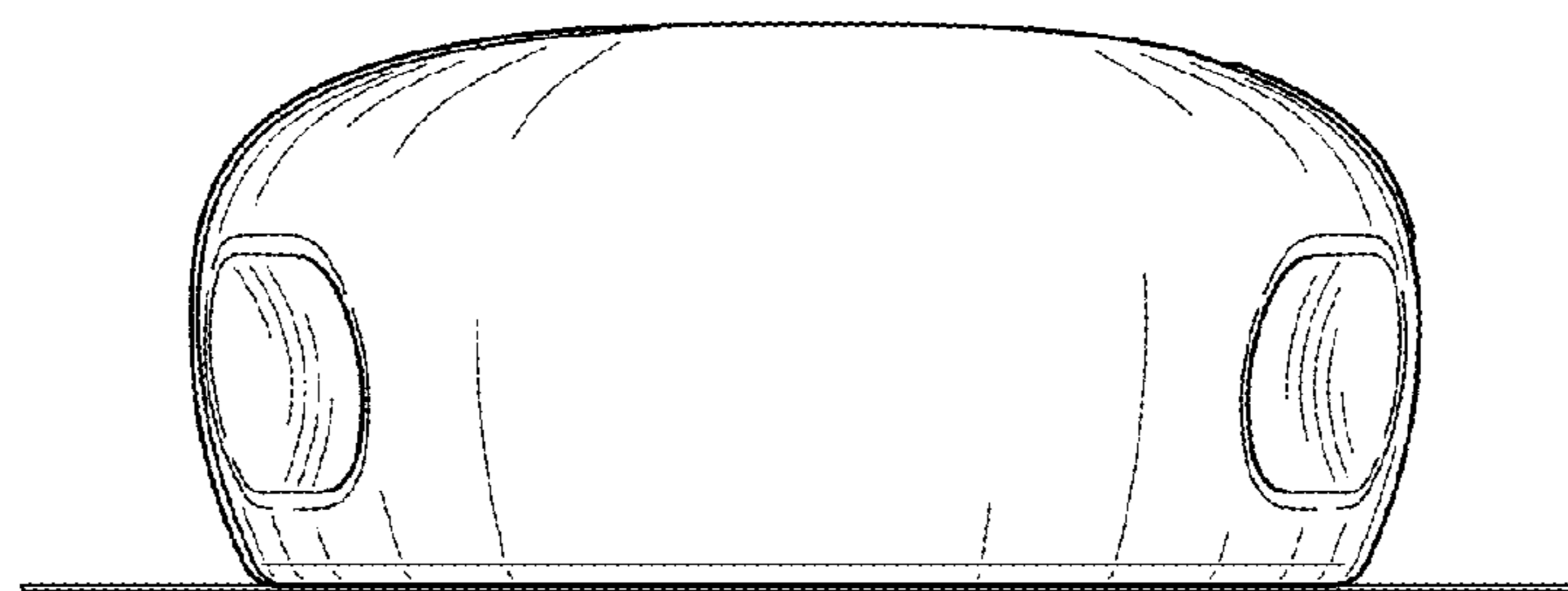


FIG. 3

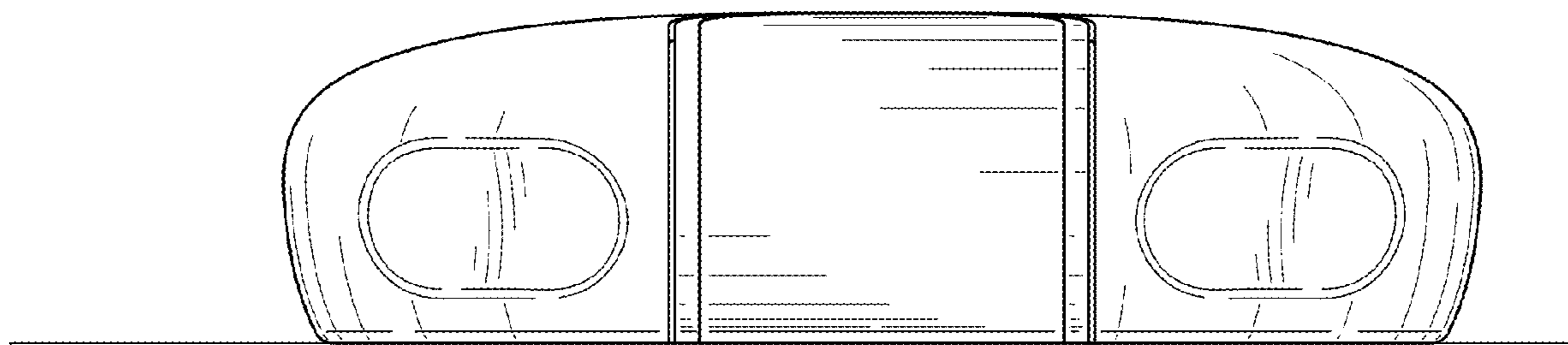


FIG. 4

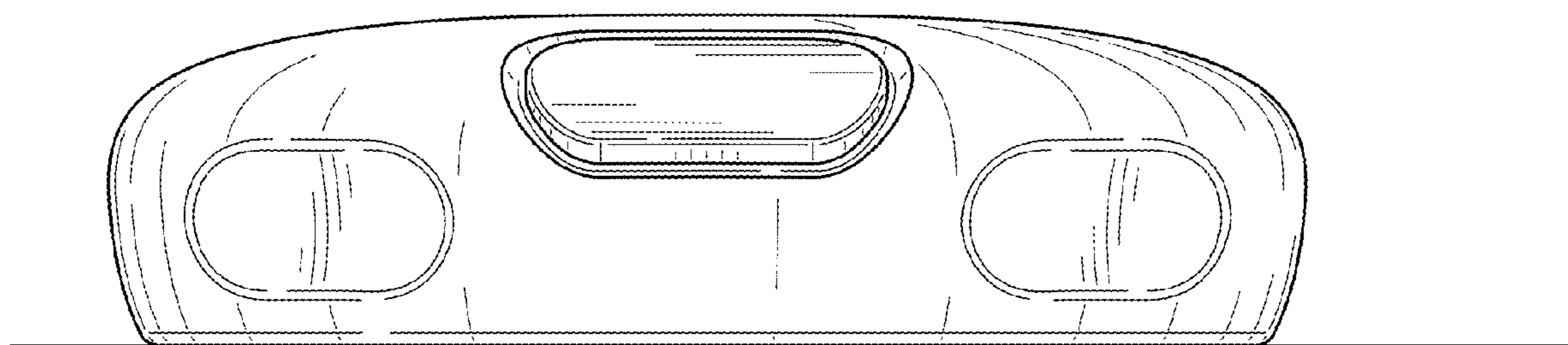


FIG. 5

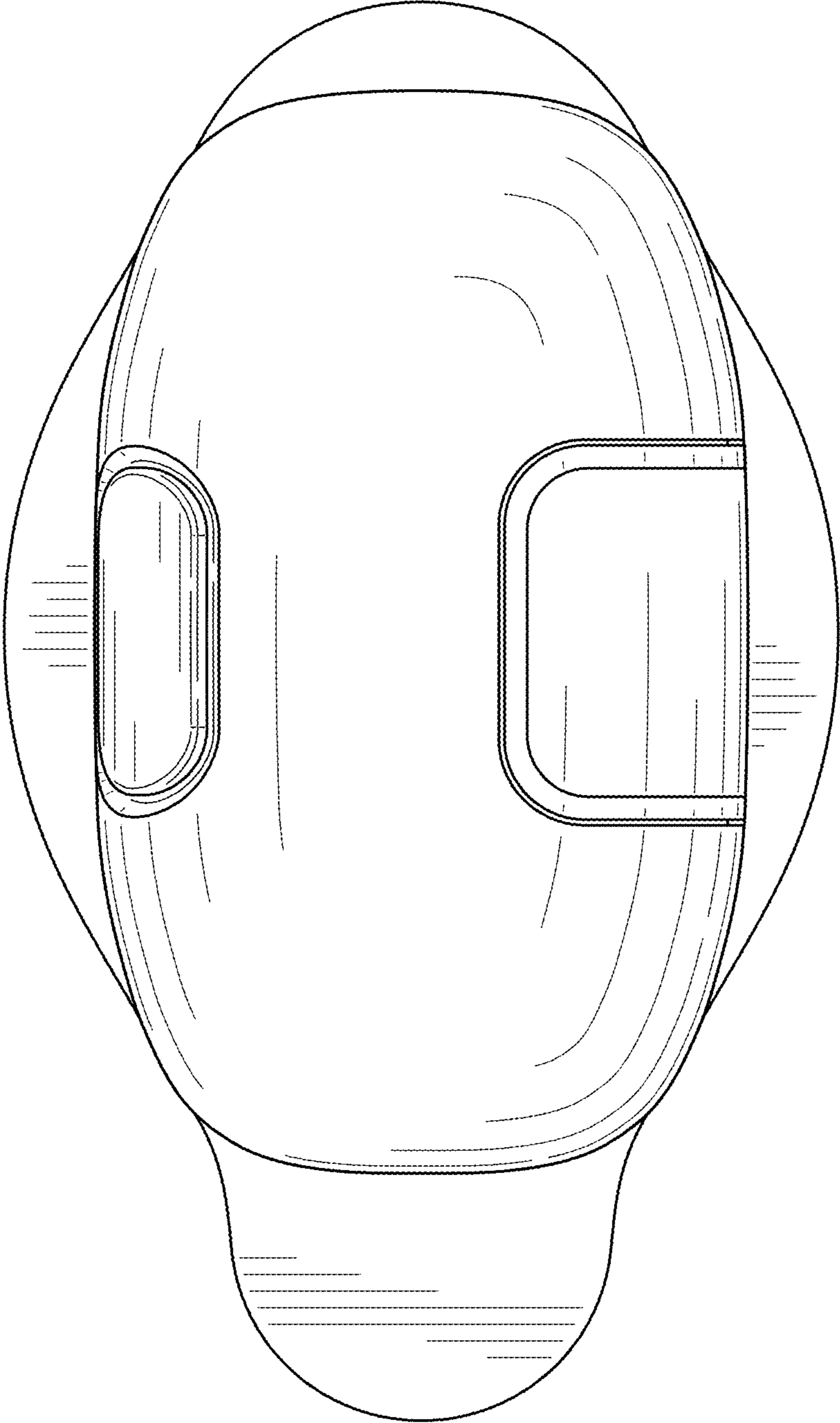


FIG. 6

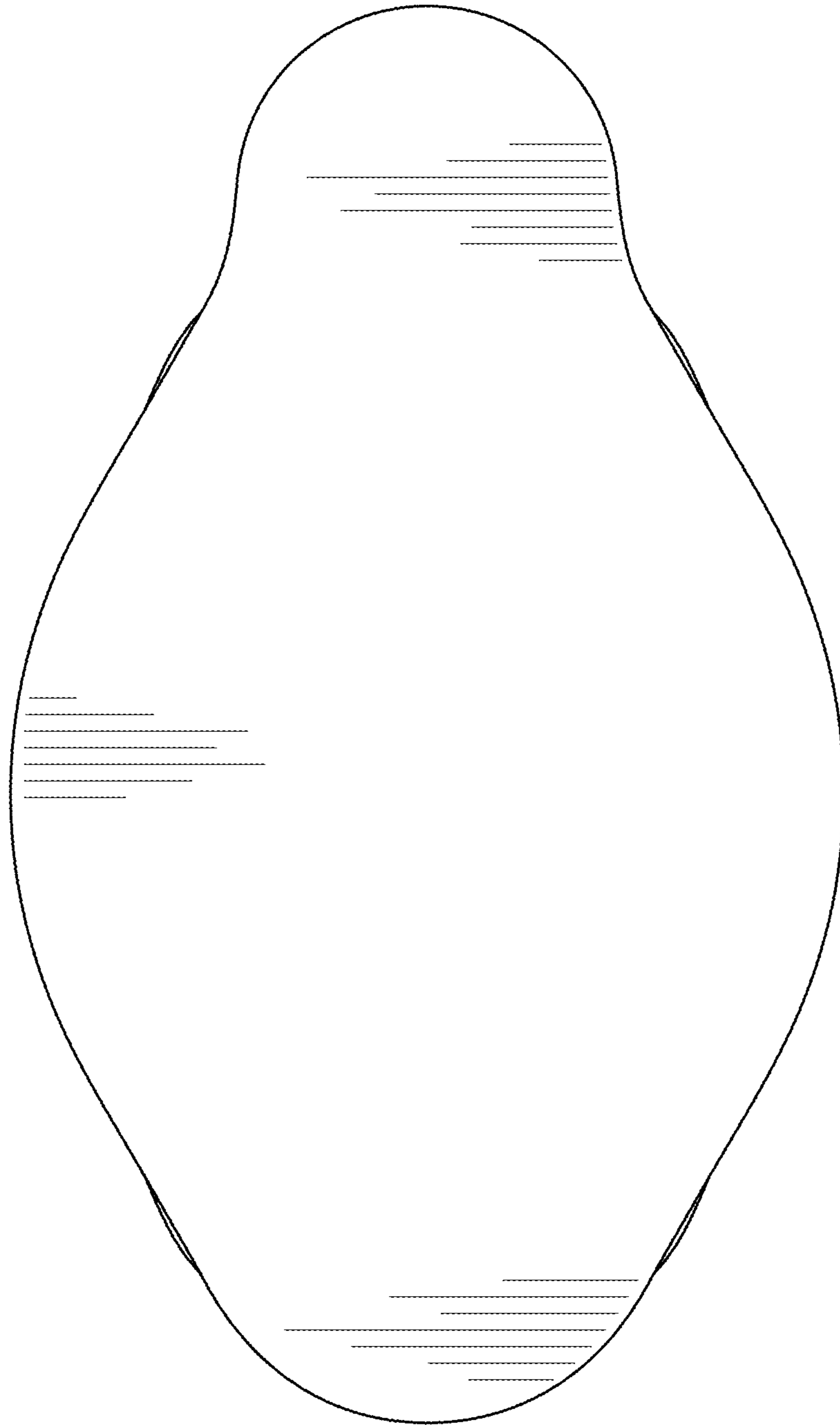


FIG. 7