



US00D878554S

(12) **United States Design Patent**  
**Preiss et al.**

(10) **Patent No.:** **US D878,554 S**  
(45) **Date of Patent:** **\*\* Mar. 17, 2020**

- (54) **HAND PIECE**
- (71) Applicant: **LUMENIS LTD.**, Yokneam Ilit (IL)
- (72) Inventors: **Assaf Preiss**, Shimshit (IL); **Moshe Elazar**, Tzoran (IL); **Alon Shacham**, Katzir (IL)
- (73) Assignee: **LUMENIS LTD.** (IL)
- (\*\*) Term: **15 Years**
- (21) Appl. No.: **29/698,069**
- (22) Filed: **Jul. 14, 2019**

**Related U.S. Application Data**

- (62) Division of application No. 14/595,312, filed on Jan. 13, 2015.
- (51) **LOC (12) Cl.** ..... **24-02**
- (52) **U.S. Cl.**  
USPC ..... **D24/112**
- (58) **Field of Classification Search**  
USPC ..... D24/127-131, 112-114, 133, 186;  
606/181, 185; 604/264, 523-528, 272,  
604/187, 158, 164.01-164.11, 181, 184,  
604/227; 600/101, 139, 143;  
128/200.24, 207.14, 207.15  
CPC .. A61M 25/065; A61M 5/42; A61M 25/0612;  
A61M 25/00; A61M 39/00; A61M 27/00;  
A61M 25/0043; A61M 25/0067; A61M  
25/0097; A61F 2/958  
See application file for complete search history.

(56) **References Cited**

**U.S. PATENT DOCUMENTS**

- 4,567,882 A \* 2/1986 Heller ..... A61M 25/01  
128/200.26
- 5,226,889 A \* 7/1993 Sheiban ..... A61F 2/958  
604/103.1

- 5,329,935 A \* 7/1994 Takahashi ..... A61B 1/00142  
600/121
- 5,335,647 A \* 8/1994 Brustad ..... A61B 1/00165  
385/117
- 5,486,159 A \* 1/1996 Mahurkar ..... A61M 25/0026  
604/264
- 5,810,767 A \* 9/1998 Klein ..... A61B 8/12  
604/103.01
- 5,954,652 A \* 9/1999 Heyman ..... A61M 25/00  
600/249
- 6,146,354 A \* 11/2000 Beil ..... A61M 25/0032  
604/28
- 6,178,968 B1 \* 1/2001 Louw ..... A61B 17/12022  
128/898
- 6,808,510 B1 \* 10/2004 DiFiore ..... A61M 1/3653  
604/171
- 7,625,337 B2 \* 12/2009 Campbell ..... A61M 25/10  
600/156
- 7,794,448 B2 \* 9/2010 Grandt ..... A61M 25/0009  
604/524

(Continued)

*Primary Examiner* — David G Muller

(74) *Attorney, Agent, or Firm* — ISUS Intellectual Property PLLC

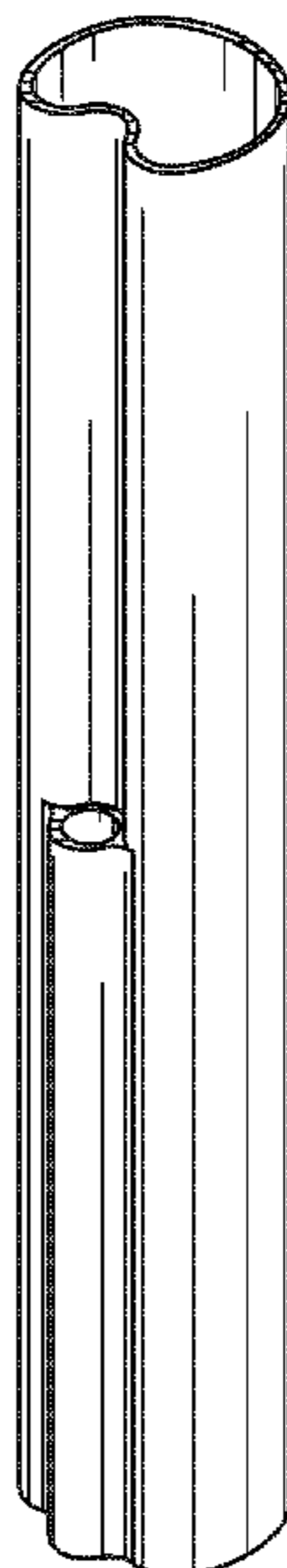
(57) **CLAIM**

The ornamental design for a hand piece, as shown and described.

**DESCRIPTION**

FIG. 1 is a front top perspective view of the new design. FIG. 2 is a front elevation view thereof; FIG. 3 is a rear elevation view thereof; FIG. 4 is a left side elevation view thereof; FIG. 5 is a right side elevation view thereof; FIG. 6 is a top plan view of the new design; and, FIG. 7 is a bottom plan view of the new design. The features shown in broken lines depict environmental structure only and form no part of the claimed design.

**1 Claim, 6 Drawing Sheets**



(56)

**References Cited**

U.S. PATENT DOCUMENTS

8,216,294 B2 \* 7/2012 Johnson ..... A61F 2/856  
623/1.11

\* cited by examiner

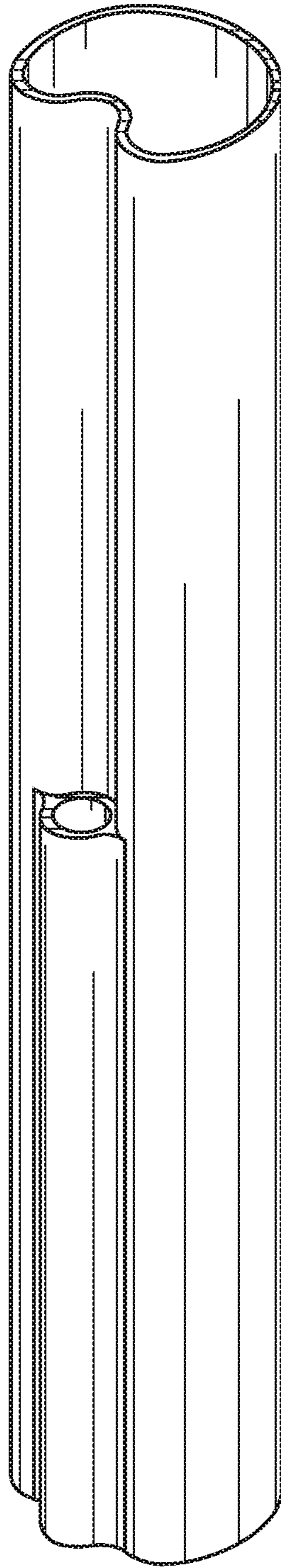


FIG. 1

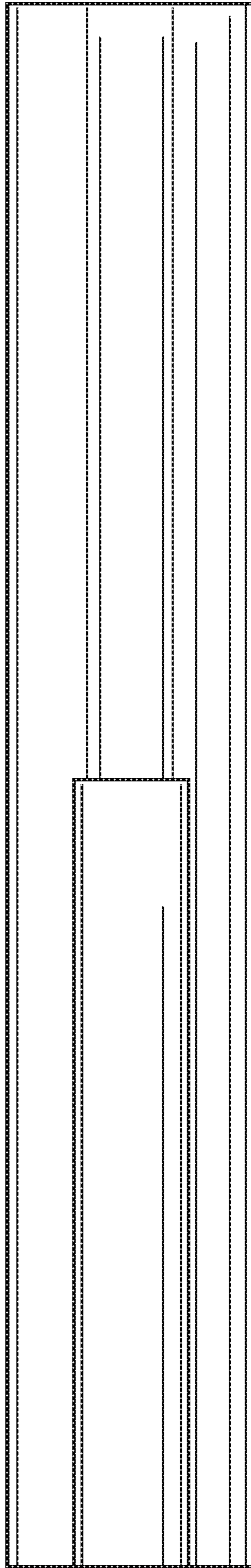


FIG. 2




FIG. 3

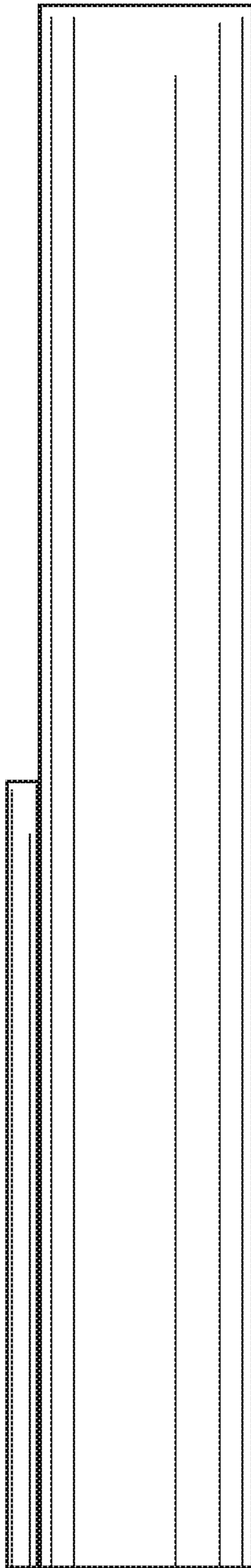


FIG. 4




FIG. 5

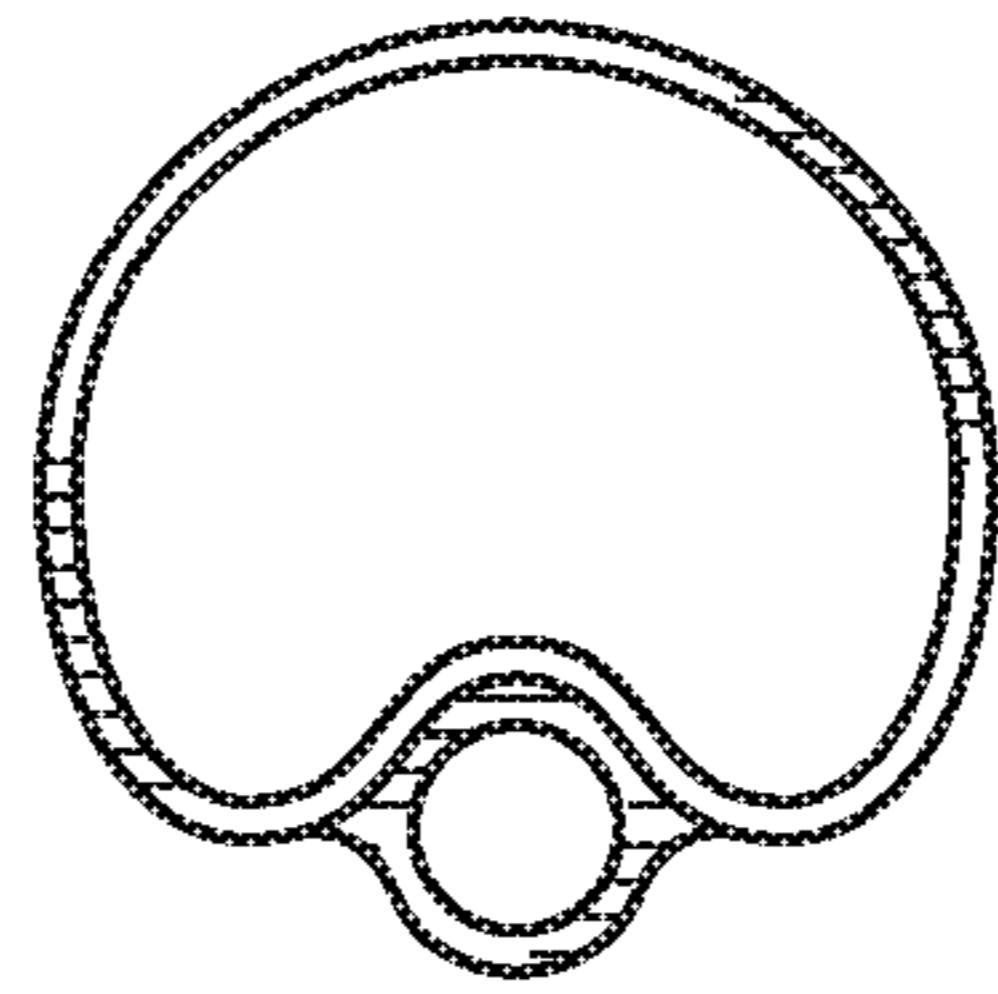


FIG. 6

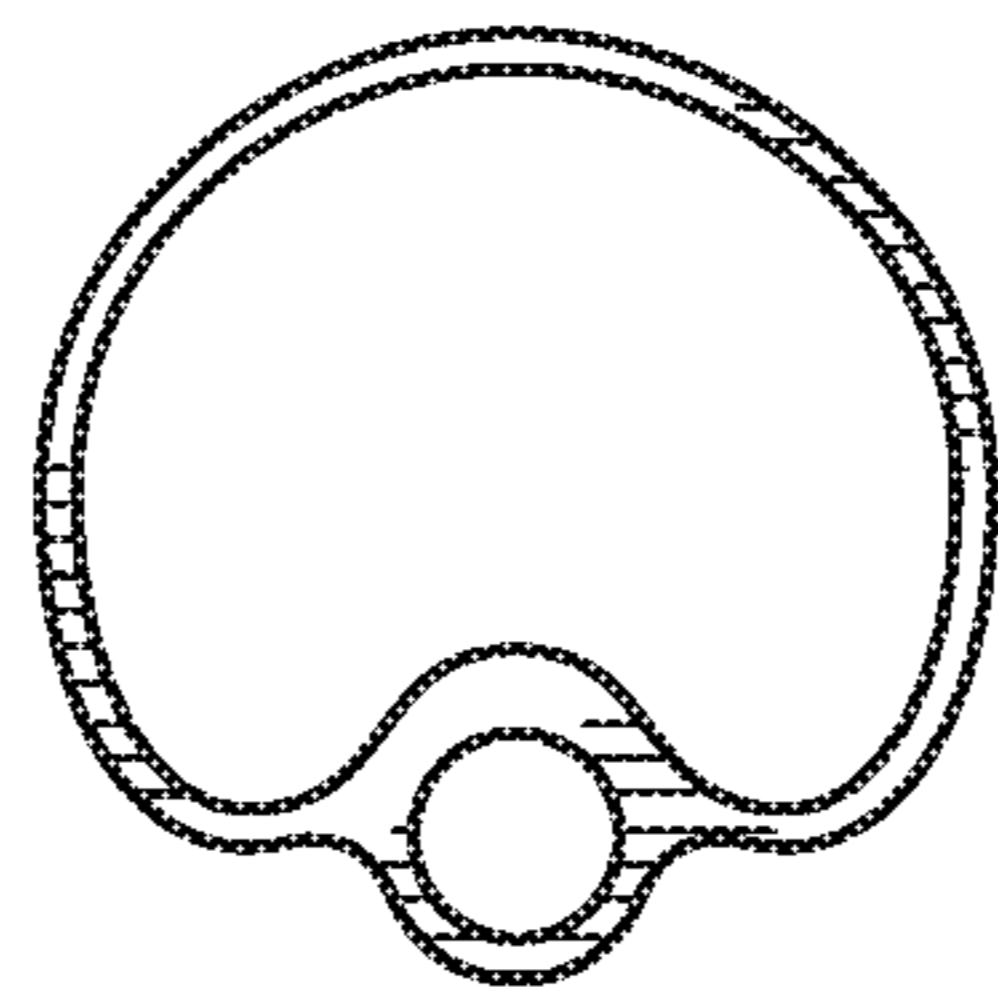


FIG. 7