



US00D878550S

(12) **United States Design Patent**
Stonecipher et al.

(10) **Patent No.:** **US D878,550 S**
(45) **Date of Patent:** **** Mar. 17, 2020**

(54) **ON-BODY INJECTOR FOR DRUG DELIVERY**

604/232, 187, 158, 164.08, 192, 263, 163,
604/181, 184, 198, 227, 168.01, 275,
604/890.1; D9/414, 424, 417, 426;
D14/191, 137

(71) Applicant: **AMGEN INC.**, Thousand Oaks, CA (US)

CPC A61M 2005/14252; A61M 2005/1581;
A61M 5/14248; A61M 2005/14513;
A61M 2005/206

(72) Inventors: **Brian Stonecipher**, Newbury Park, CA (US); **Craig Lester**, Westlake Village, CA (US); **R. Paul Mounce**, Burbank, CA (US); **Eva Stump**, Newbury Park, CA (US); **Michel D. Arney**, Wellesley, MA (US); **Maxwell Franklin Bischoff**, Somerville, MA (US); **Laurie Burns**, St. Louis, MO (US); **Gregg Allen Flender**, Bedford, MA (US); **Barbara Hartigan**, Newbury Park, CA (US); **Gail Devan Hunter**, St. Louis, MO (US); **Gaurav Rohatgi**, Waltham, MA (US); **Bryce George Rutter**, Saint Louis, MO (US); **Megan Marie Rutter**, Saint Louis, MO (US); **Kristin Leigh Sjo-Gaber**, West Roxbury, MA (US)

See application file for complete search history.

(56) **References Cited**

U.S. PATENT DOCUMENTS

D370,011 S 5/1996 Lindeman
D445,496 S 7/2001 Anderson
D483,281 S * 12/2003 Cobigo D10/104.1
D490,069 S * 5/2004 Lee D14/188

(Continued)

Primary Examiner — Nathan M Johnston

(74) *Attorney, Agent, or Firm* — Marshall, Gerstein & Borun LLP

(73) Assignee: **AMGEN INC.**, Thousand Oaks, CA (US)

(57) **CLAIM**

The ornamental design for an on-body injector for drug delivery, as shown and described.

(**) Term: **15 Years**

DESCRIPTION

(21) Appl. No.: **29/643,085**

(22) Filed: **Apr. 4, 2018**

Related U.S. Application Data

(62) Division of application No. 29/554,322, filed on Feb. 10, 2016, now Pat. No. Des. 822,197.

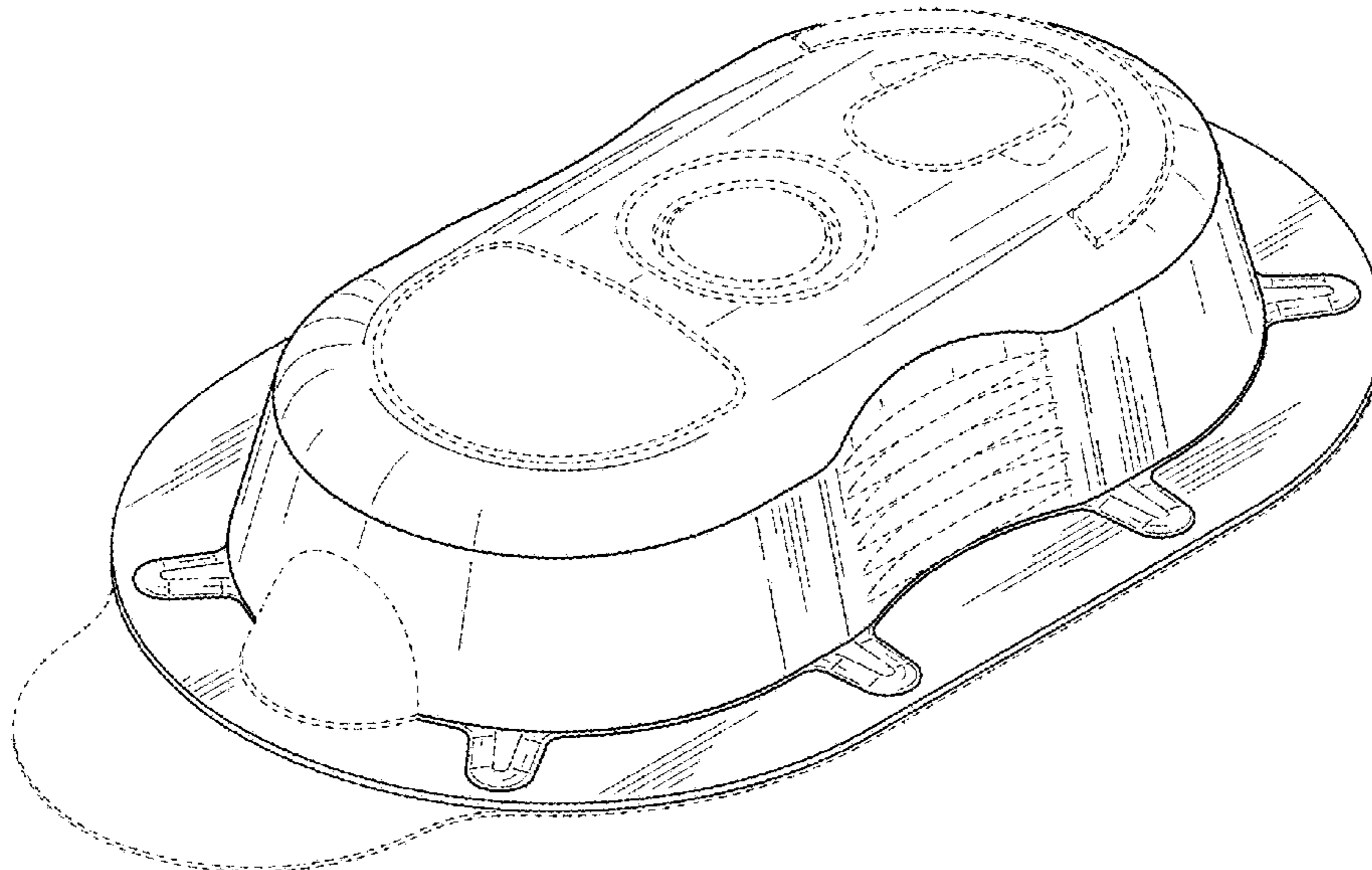
(51) **LOC (12) Cl.** **24-02**

(52) **U.S. Cl.**
USPC **D24/112**

(58) **Field of Classification Search**
USPC D24/112–114, 133, 186, 104, 130, 127,
D24/176, 108, 110, 220; 606/181, 185;

FIG. 1 is a perspective view showing a new design for an on-body injector for drug delivery;
FIG. 2 is a top view of the on-body injector of FIG. 1;
FIG. 3 is a bottom view of the on-body injector of FIG. 1;
FIG. 4 is a right-side view of the on-body injector of FIG. 1;
FIG. 5 is a left-side view of the on-body injector of FIG. 1;
FIG. 6 is a back view of the on-body injector of FIG. 1; and,
FIG. 7 is a front view of the on-body injector of FIG. 1.
The broken lines show portions of the design that form no part of the claimed design.

1 Claim, 3 Drawing Sheets



(56)

References Cited

U.S. PATENT DOCUMENTS

D495,303	S	8/2004	Coullahan et al.	
D510,584	S *	10/2005	Tierney	D14/203.6
D544,092	S	6/2007	Lewis	
D552,184	S *	10/2007	Hussaini	D14/496
D554,630	S *	11/2007	Ma	D14/240
D622,685	S	8/2010	Garra et al.	
7,976,493	B2	7/2011	Carter et al.	
D667,382	S *	9/2012	Cosentino	D13/168
D714,266	S	9/2014	Okamura et al.	
D769,438	S	10/2016	Crosby et al.	
D812,738	S *	3/2018	Wolford	D24/111
D821,571	S *	6/2018	Stonecipher	D24/112
2009/0254041	A1	10/2009	Krag et al.	
2011/0306929	A1	12/2011	Levesque et al.	
2014/0276576	A1	9/2014	Cole et al.	
2015/0250943	A1	9/2015	Momose	
2015/0306307	A1	10/2015	Cole et al.	
2016/0317738	A1 *	11/2016	Cross	A61M 5/1454
2017/0348479	A1 *	12/2017	Choate	A61M 5/14248
2019/0022317	A1 *	1/2019	Uddin	G16H 20/17
2019/0192765	A1 *	6/2019	Kim	A61M 5/142
2019/0192766	A1 *	6/2019	Stonecipher	A61M 5/14248

* cited by examiner

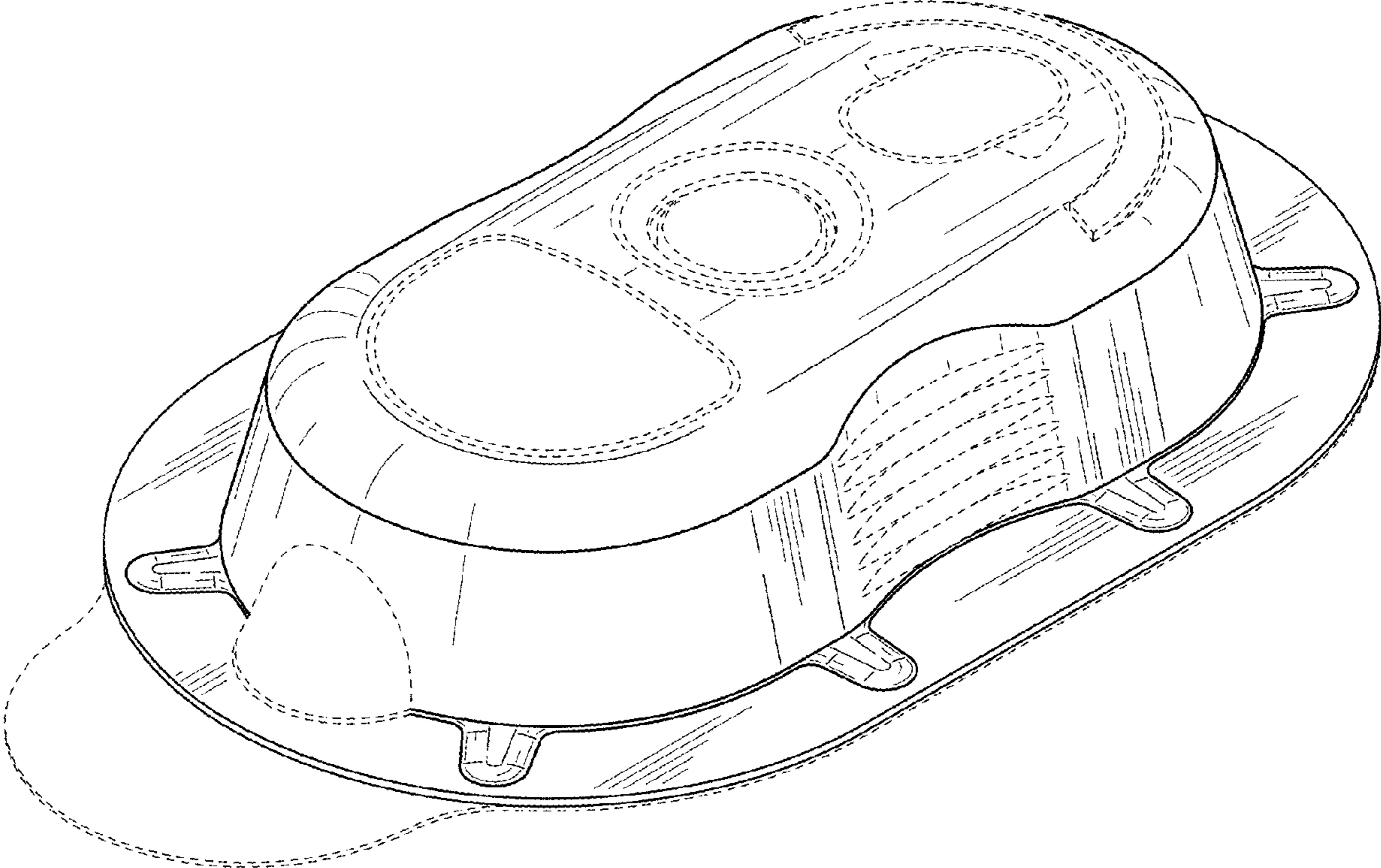


FIG. 1

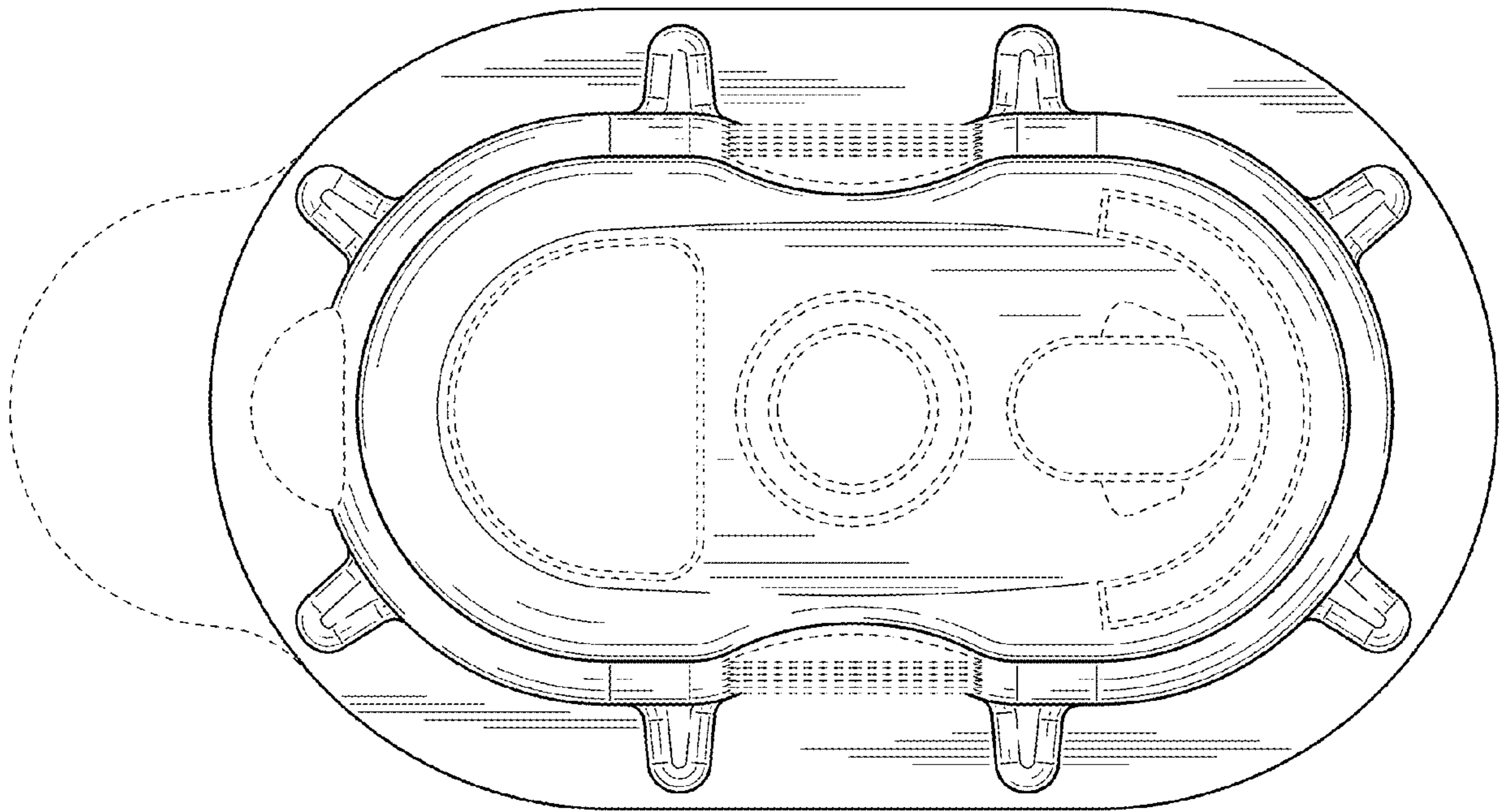


FIG. 2

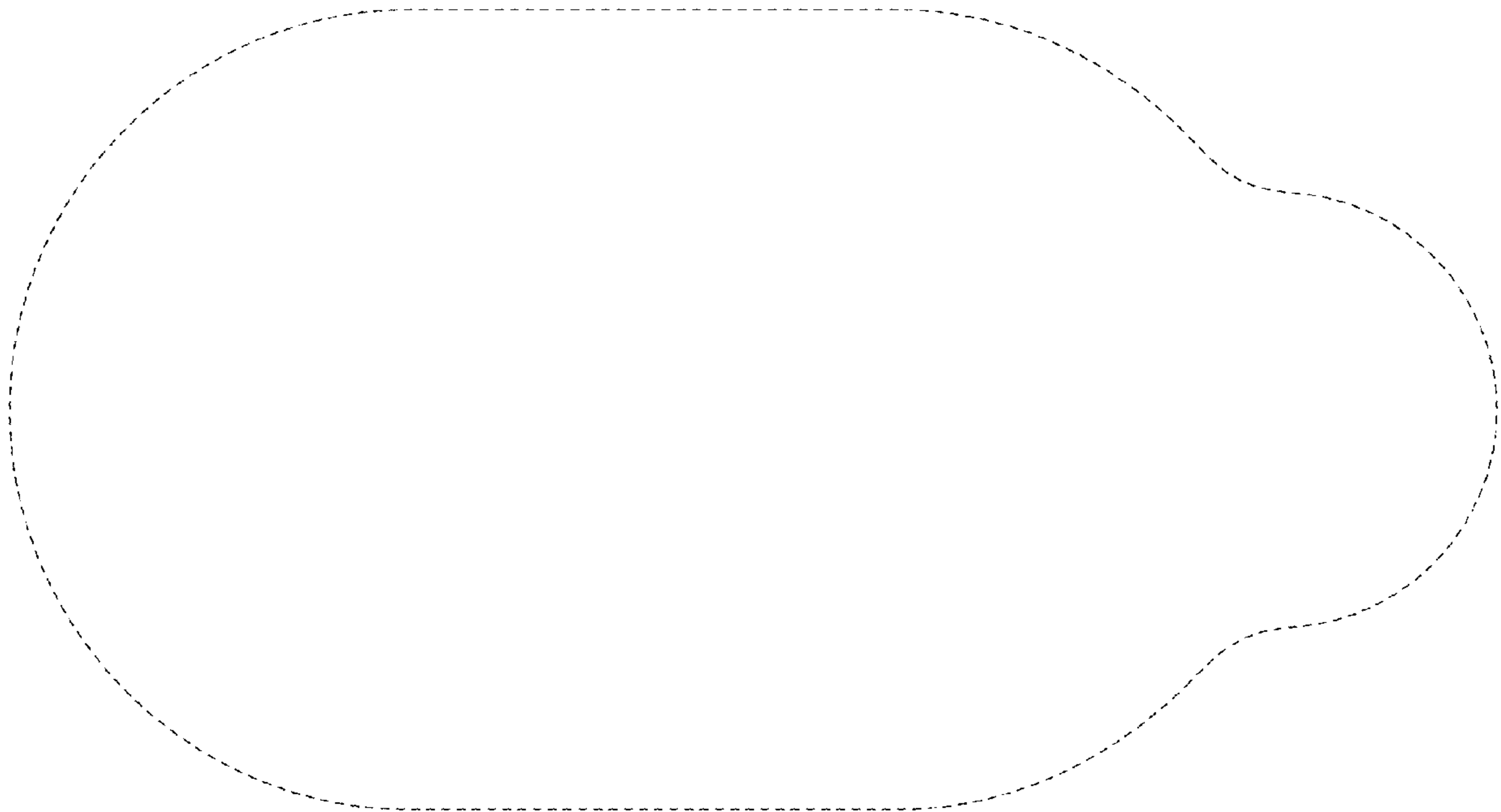


FIG. 3

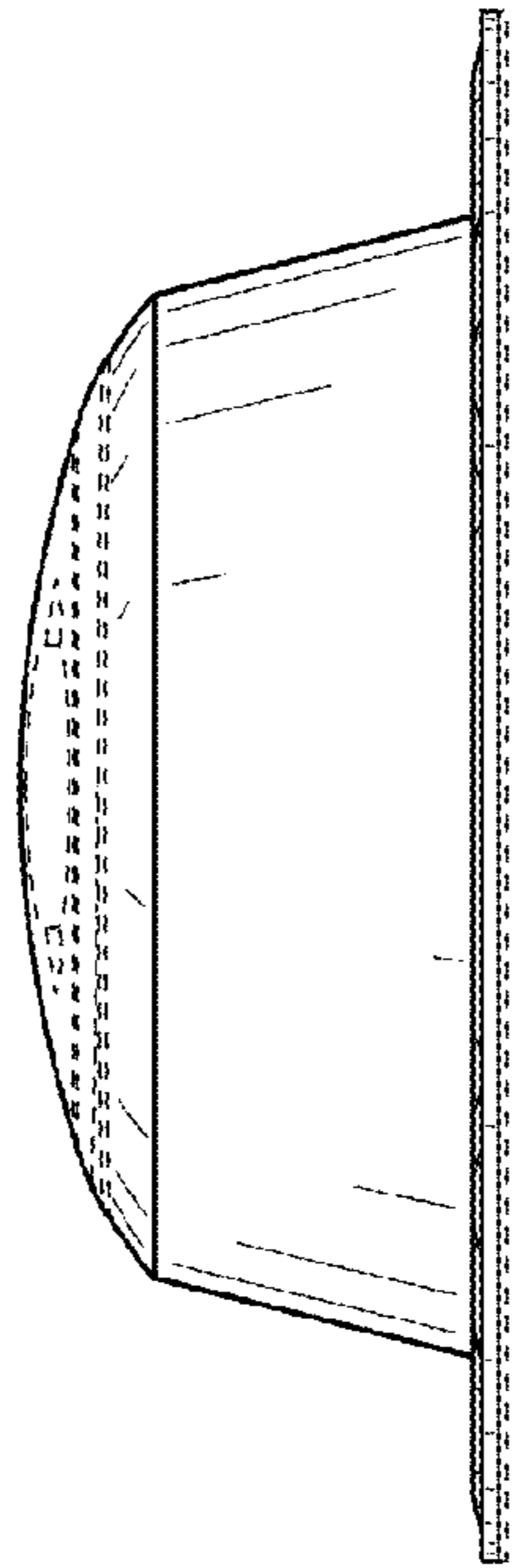


FIG. 4

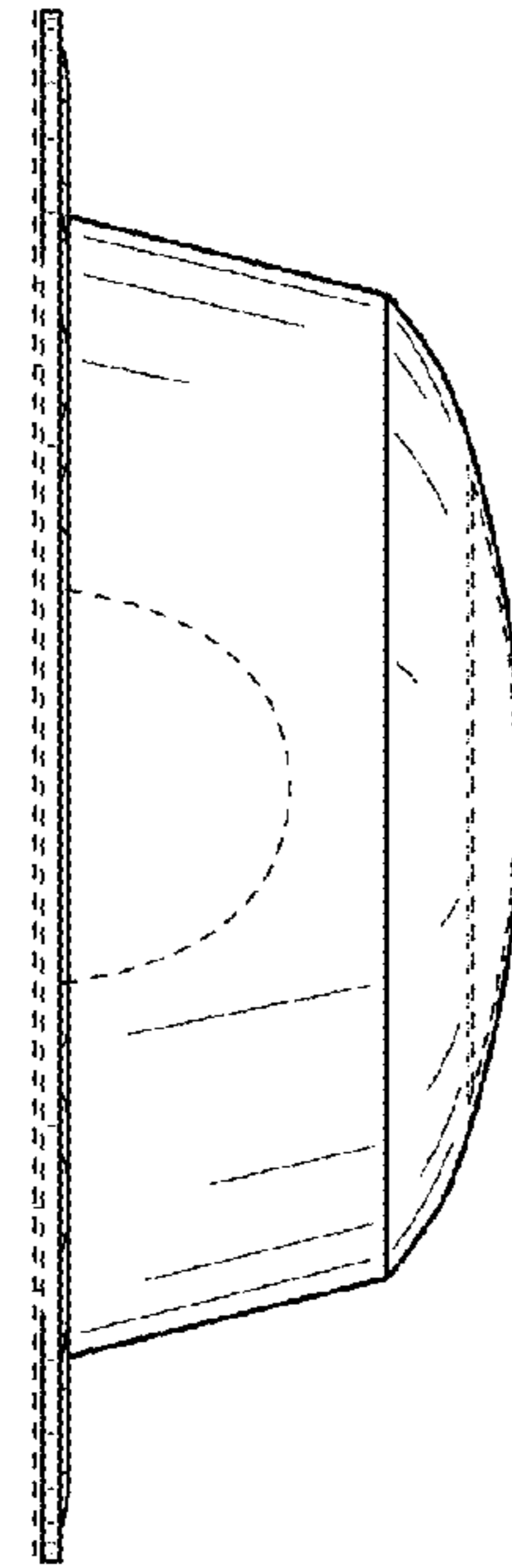


FIG. 5

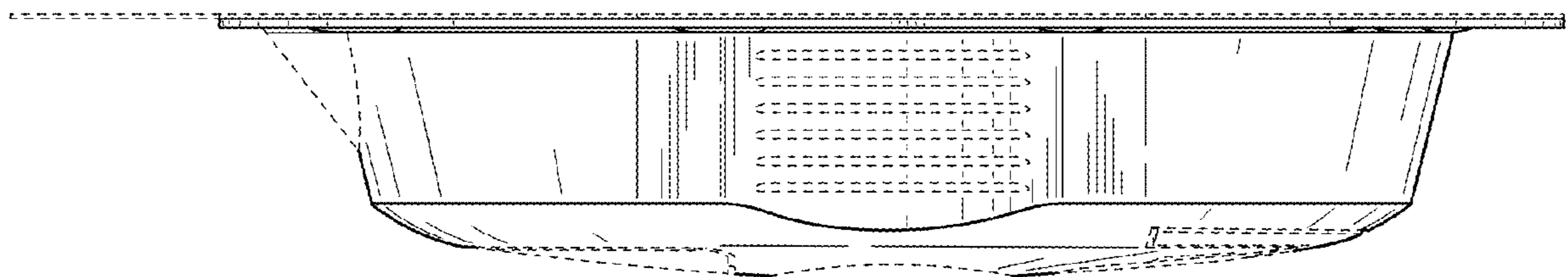


FIG. 6

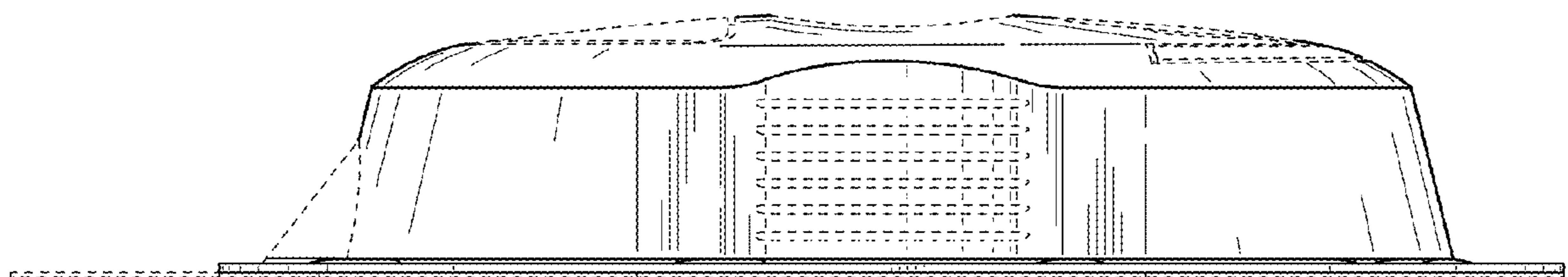


FIG. 7