

US00D878530S

(12) **United States Design Patent** (10) **Patent No.:** **US D878,530 S**
Pan et al. (45) **Date of Patent:** **** Mar. 17, 2020**

(54) **AIR PURIFIER**
(71) Applicant: **3M INNOVATIVE PROPERTIES COMPANY**, St. Paul, MN (US)
(72) Inventors: **Angela L. Pan**, Arden Hills, MN (US); **Aaron P. Thompson**, Menomonie, WI (US); **Alonso M. Hernandez**, St. Paul, MN (US); **Connor M. Pelletier-Sutton**, St. Paul, MN (US)
(73) Assignee: **3M Innovative Properties Company**, St. Paul, MN (US)
(**) Term: **15 Years**

7,531,141 B2 * 5/2009 Descotes B03C 3/011 422/121
D634,415 S * 3/2011 Abbondanzio D23/366
D638,923 S * 5/2011 Choi D23/364
D664,248 S * 7/2012 Huang D23/364
D672,858 S * 12/2012 Abbondanzio D23/366
D675,303 S * 1/2013 Raupach D23/364
D704,320 S * 5/2014 Li D23/333
D705,410 S * 5/2014 Terao D23/364
D729,919 S * 5/2015 Yeom D23/359
D749,202 S * 2/2016 Satou D23/364
D754,831 S * 4/2016 Yin D23/359
D773,027 S 11/2016 Hu et al.
D786,415 S * 5/2017 Kim D23/359
D788,279 S * 5/2017 Lee D23/359
D790,050 S * 6/2017 Shin D23/364
D793,543 S * 8/2017 Alnæs D23/364
(Continued)

(21) Appl. No.: **29/644,122**
(22) Filed: **Apr. 13, 2018**
(51) **LOC (12) Cl.** **23-04**
(52) **U.S. Cl.**
USPC **D23/364**
(58) **Field of Classification Search**
USPC D23/355-366, 352, 369, 332, 333, 335, D23/336, 342, 351; 422/120, 122; 55/356, 473, 504; 96/97; D14/188, 170, D14/172; 261/DIG. 17, DIG. 65, 261/DIG. 88, DIG. 31; D18/34.6
CPC .. A61L 9/16; A61L 9/22; B01D 47/00; B01D 47/027; B01D 2221/02; B01D 2259/4508; B03C 3/155; B03C 3/368; F24F 3/16; F24F 13/20; F24F 13/28; F24F 3/1405; F24F 3/1603; F24F 13/222
See application file for complete search history.

FOREIGN PATENT DOCUMENTS

JP D1554467 7/2016
JP D1561709 10/2016

Primary Examiner — Nathan M Johnston
(74) *Attorney, Agent, or Firm* — Kevin Weber

(57) **CLAIM**


The ornamental design for an air purifier, as shown and described.

DESCRIPTION

FIG. 1 is a perspective view showing the new design for an air purifier;
FIG. 2 is a front view thereof;
FIG. 3 is a rear view thereof;
FIG. 4 is a left side view thereof;
FIG. 5 is a right side view thereof;
FIG. 6 is a top view thereof; and,
FIG. 7 is a bottom view thereof.
The portions of the air purifier in FIGS. 1-5 and 7 shown in broken lines are included to show features that form no part of the claimed design.

1 Claim, 6 Drawing Sheets

(56) **References Cited**
U.S. PATENT DOCUMENTS
D556,309 S * 11/2007 Chiu D23/333
D572,810 S * 7/2008 Chiu D23/333
D590,488 S * 4/2009 Chiu D23/333



(56)

References Cited

U.S. PATENT DOCUMENTS

D797,272 S *	9/2017	Poindexter	D23/364
D797,913 S *	9/2017	Asvaintra	D23/351
D802,112 S *	11/2017	Jeon	D23/364
D819,189 S *	5/2018	Chen	D23/332
D820,423 S *	6/2018	Poindexter	D23/364
D827,799 S *	9/2018	Shin	D23/364
D835,248 S *	12/2018	Echeverri	D23/364
D835,249 S *	12/2018	Echeverri	D23/365

* cited by examiner

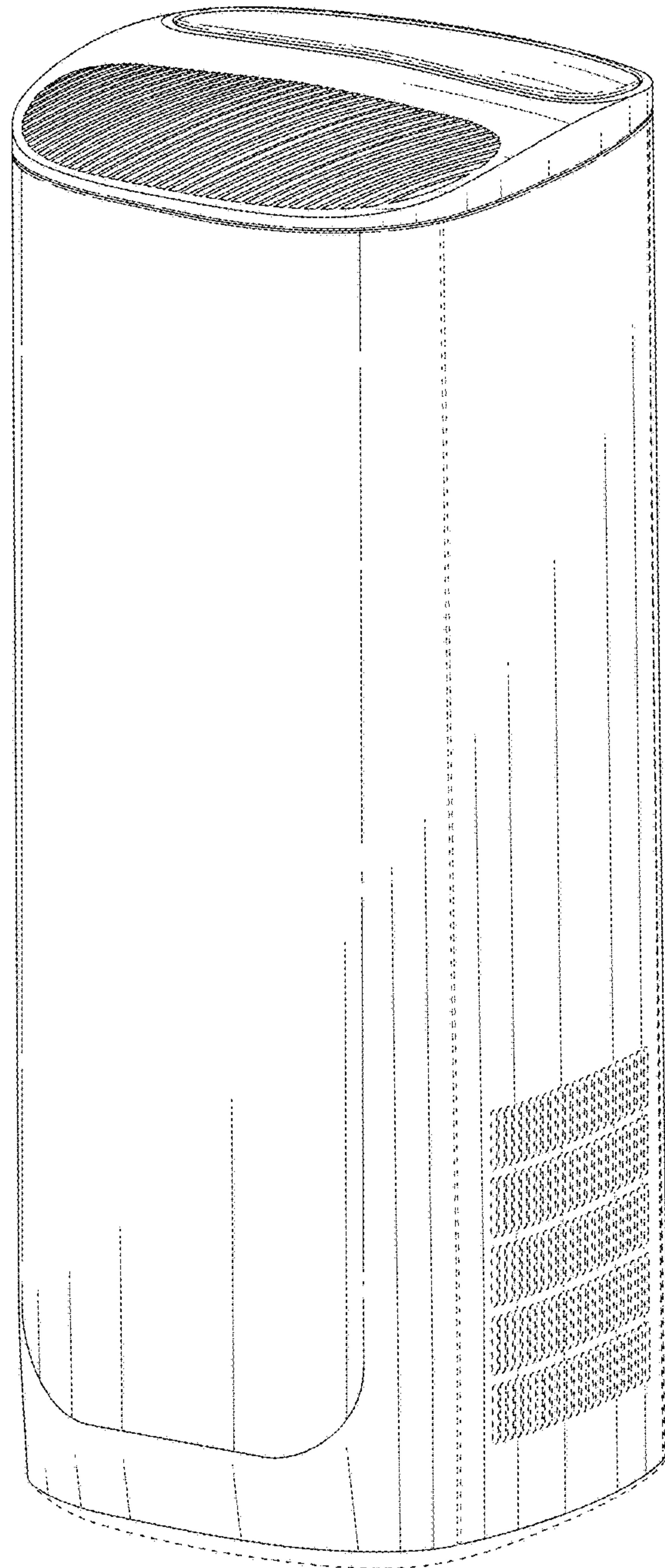


FIG. 1




FIG. 2

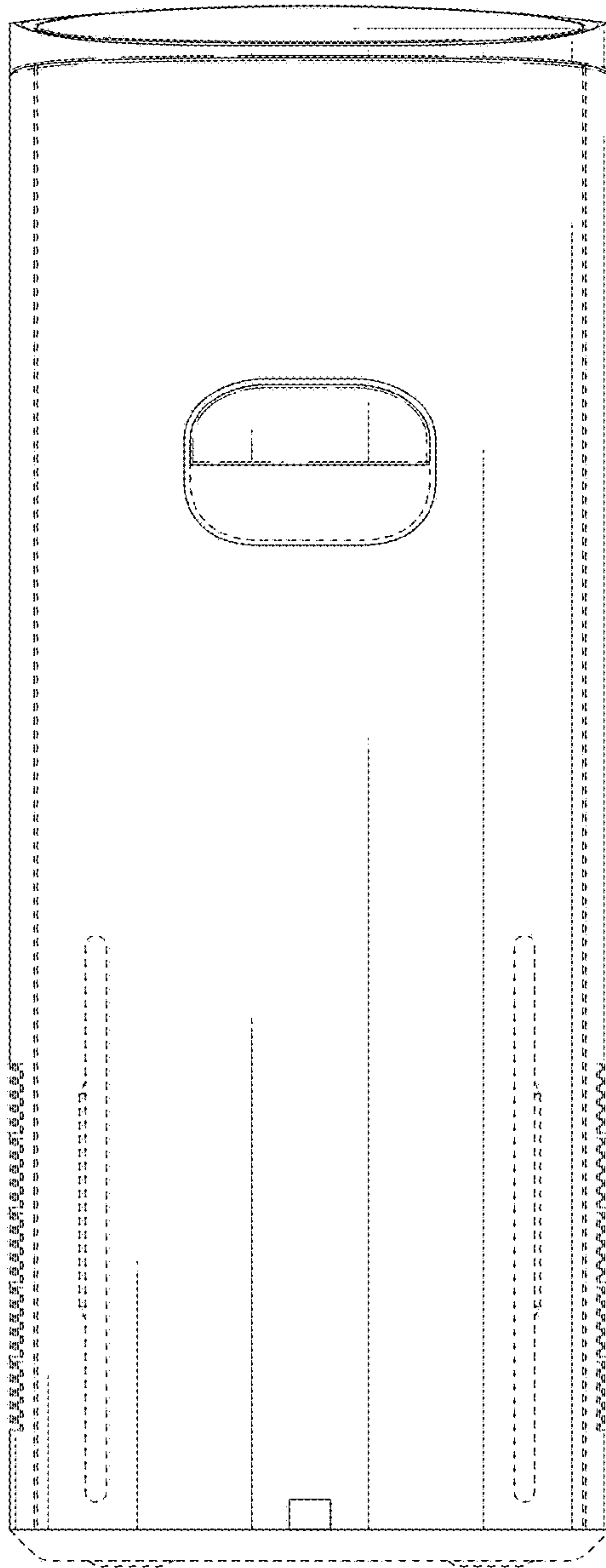


FIG. 3

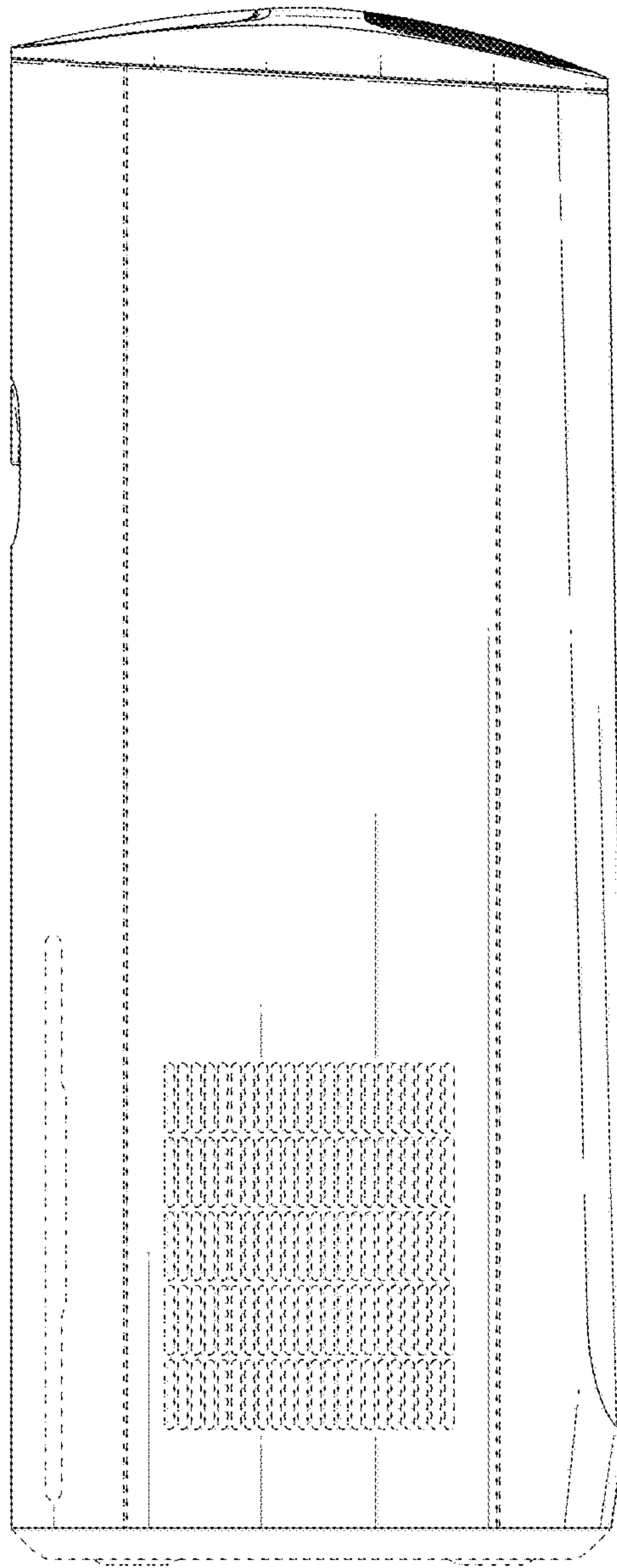


FIG. 4

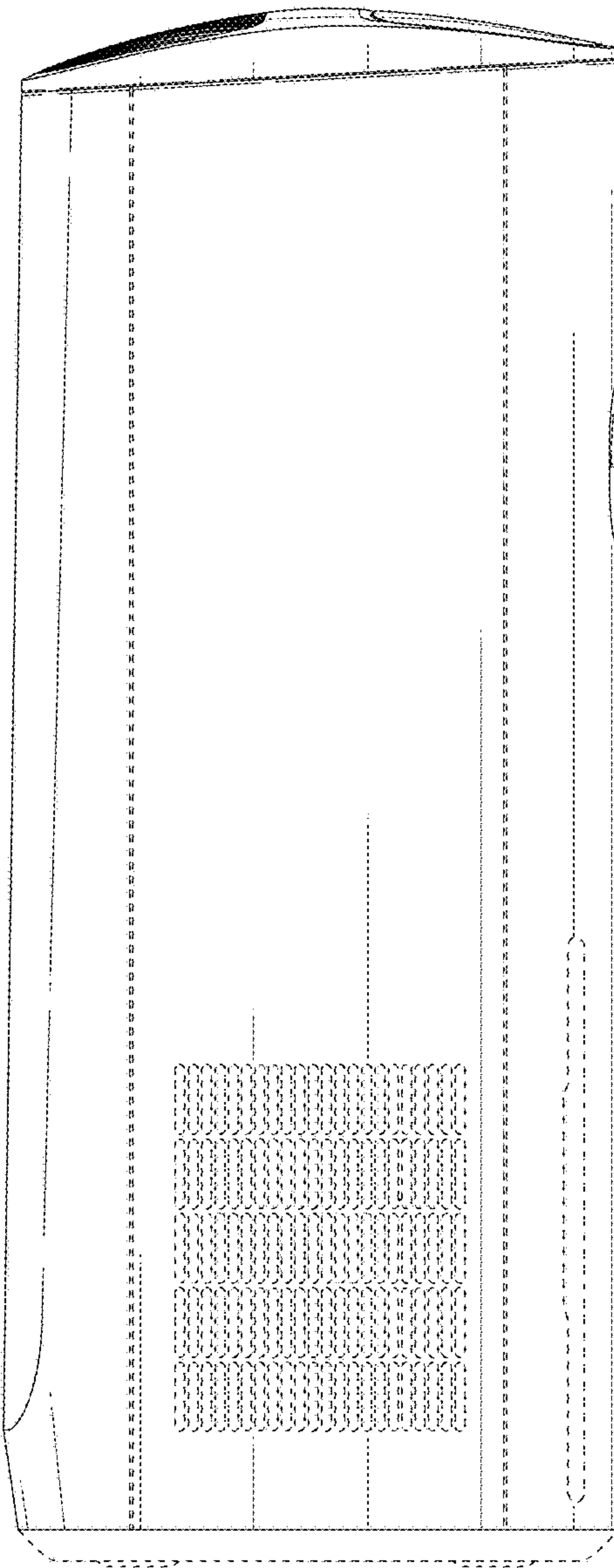


FIG. 5

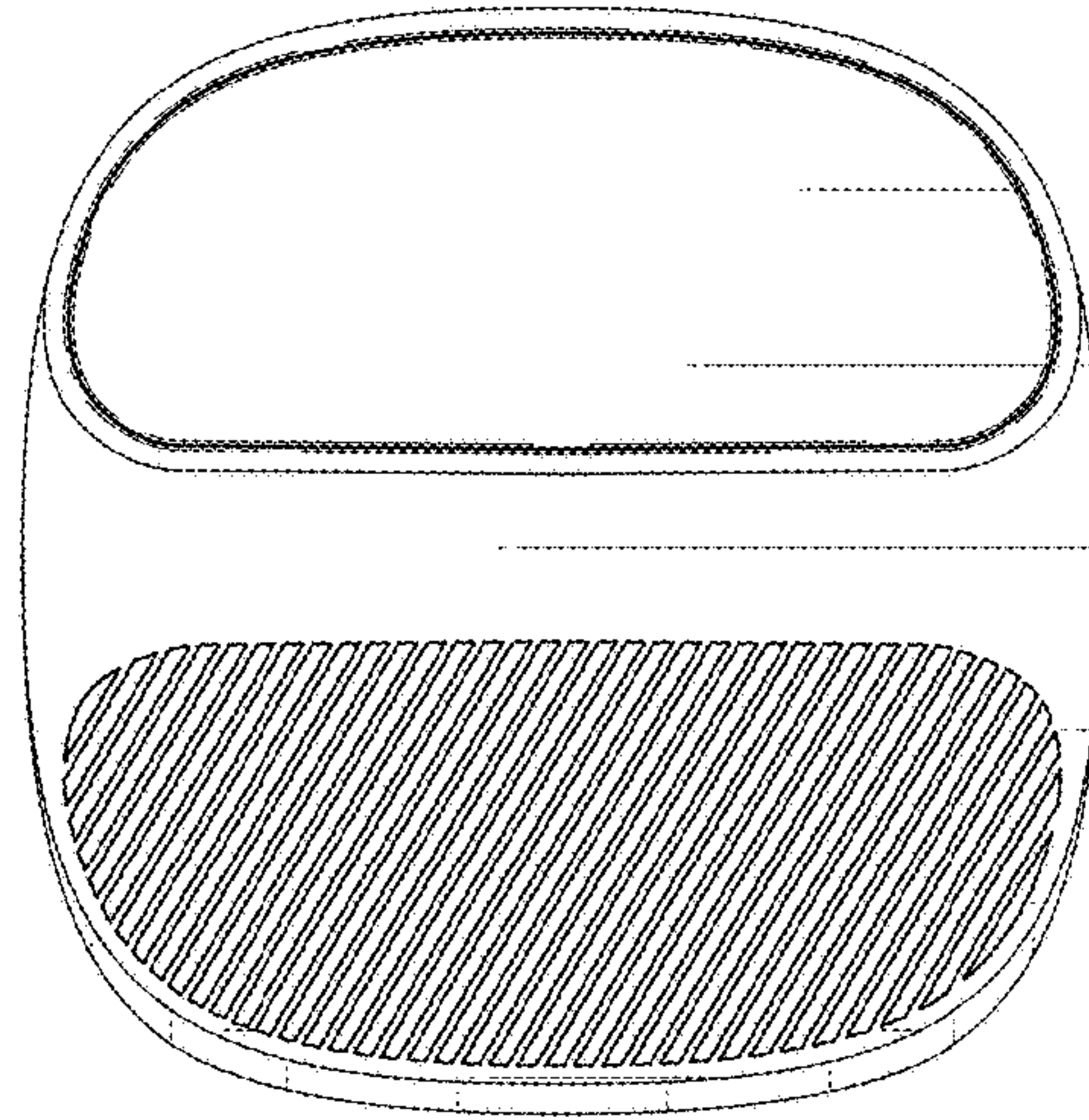


FIG. 6

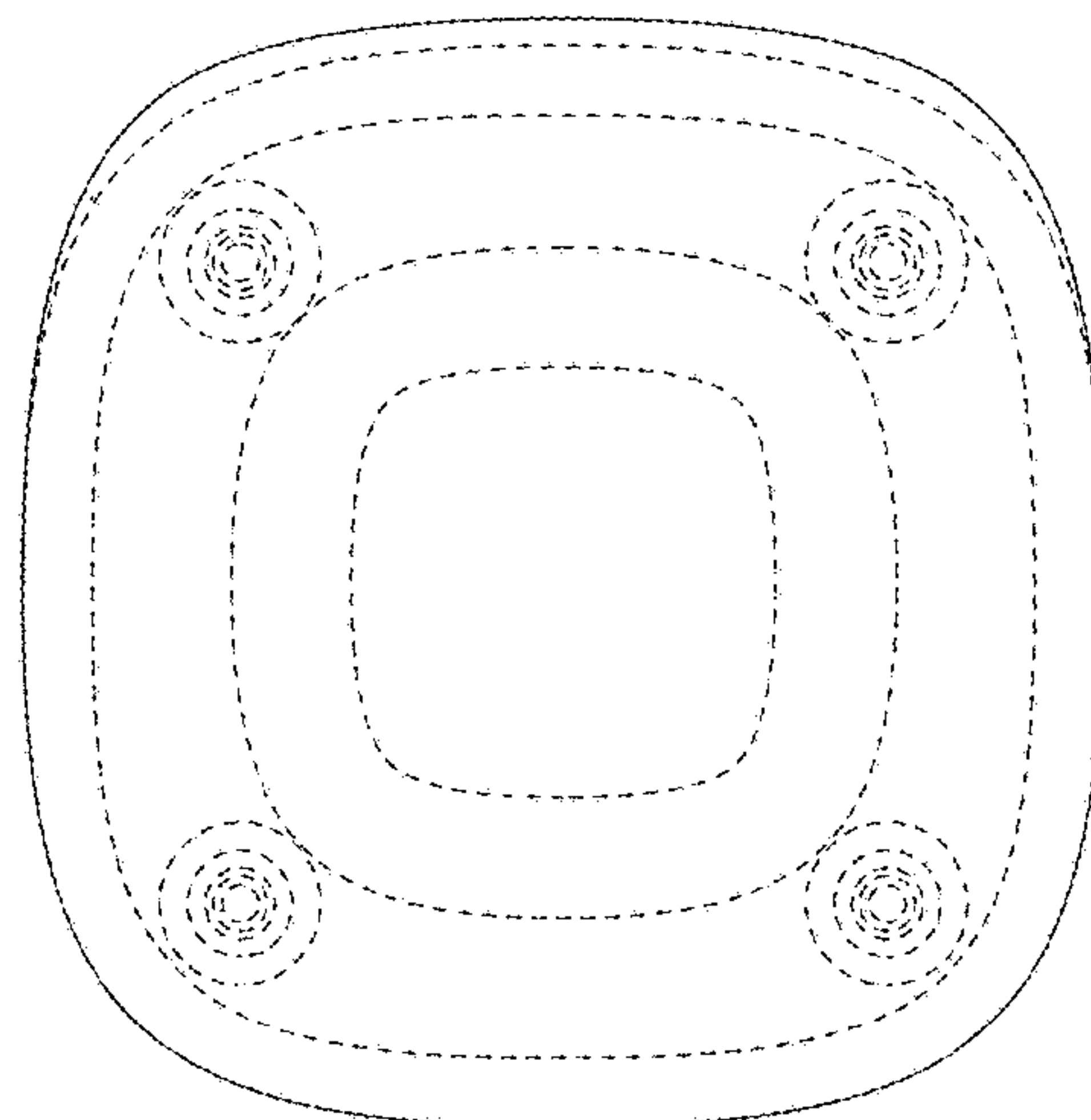


FIG. 7