



US00D878513S

(12) **United States Design Patent**
Chojnacki et al.

(10) **Patent No.:** **US D878,513 S**
(45) **Date of Patent:** **** Mar. 17, 2020**

(54) **RESERVOIR FOR ACTIVE INGREDIENT**
(71) Applicant: **Thermacell Repellents, Inc.**, Bedford, MA (US)
(72) Inventors: **Adam A. Chojnacki**, Bedford, MA (US); **Jake M. Donnelly**, Bedford, MA (US)

D292,305 S * 10/1987 Willis D22/119
D322,219 S * 12/1991 Falco D3/294
D355,696 S * 2/1995 Yuen D22/123
D385,611 S * 10/1997 Prince D22/119
D433,091 S * 10/2000 Carey D22/122
D687,224 S * 8/2013 Lacroix D3/294
D818,078 S * 5/2018 Zhang D22/122
D856,468 S * 8/2019 Caballero Tapia ... A01M 29/12
D22/122

(73) Assignee: **Thermacell Repellents, Inc.**, Bedford, MA (US)

* cited by examiner

(**) Term: **15 Years**

Primary Examiner — Catherine R Oliver-Garcia
(74) *Attorney, Agent, or Firm* — Levisohn Berger LLP

(21) Appl. No.: **29/655,593**

(22) Filed: **Jul. 5, 2018**

(51) **LOC (12) Cl.** **22-06**

(52) **U.S. Cl.**
USPC **D22/122**

(58) **Field of Classification Search**
USPC D22/119–124; D23/255, 266, 269; 239/56, 58; 220/87.1, 282; 43/58, 60, 43/107, 121, 124, 132.1, 144; D3/294
CPC A01M 1/04; A01M 1/22; A01M 1/2005; A01M 1/2001; A01M 1/2016; A01M 1/233; A01M 29/12; A01M 25/002; A01M 25/004; A01M 2200/011; A01M 2200/012; F16M 13/02; E04B 1/17
See application file for complete search history.

(56) **References Cited**

U.S. PATENT DOCUMENTS

D161,571 S * 1/1951 Daehauer D3/228
4,382,548 A * 5/1983 Van der Heijden 239/56

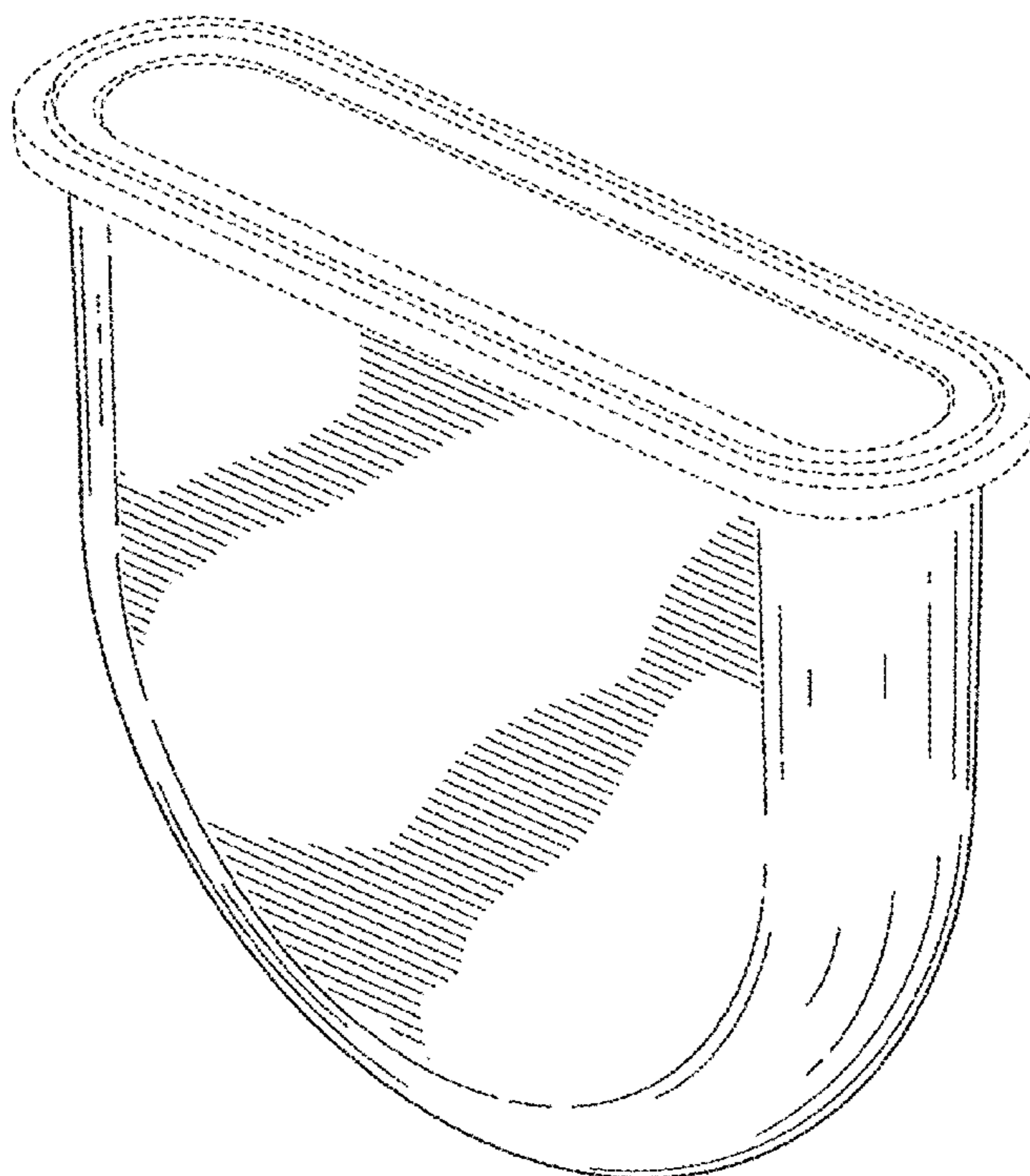
(57) **CLAIM**

The ornamental design for a reservoir for active ingredient, as shown and described in the attached drawings.

DESCRIPTION

FIG. 1 is a perspective view of the design.
FIG. 2 is a front elevation view of the design.
FIG. 3 is a rear elevation view of the design which is identical to the front elevation view of the design.
FIG. 4 is a left side elevation view of the design.
FIG. 5 is a right side elevation view of the design which is substantially identical to FIG. 4.
FIG. 6 is a top view of the design; and,
FIG. 7 is a bottom view of the design.
Elements represented by broken lines and shade lines depicting environmental structure are for illustrative purposes only and form no part of the claimed design.

1 Claim, 5 Drawing Sheets



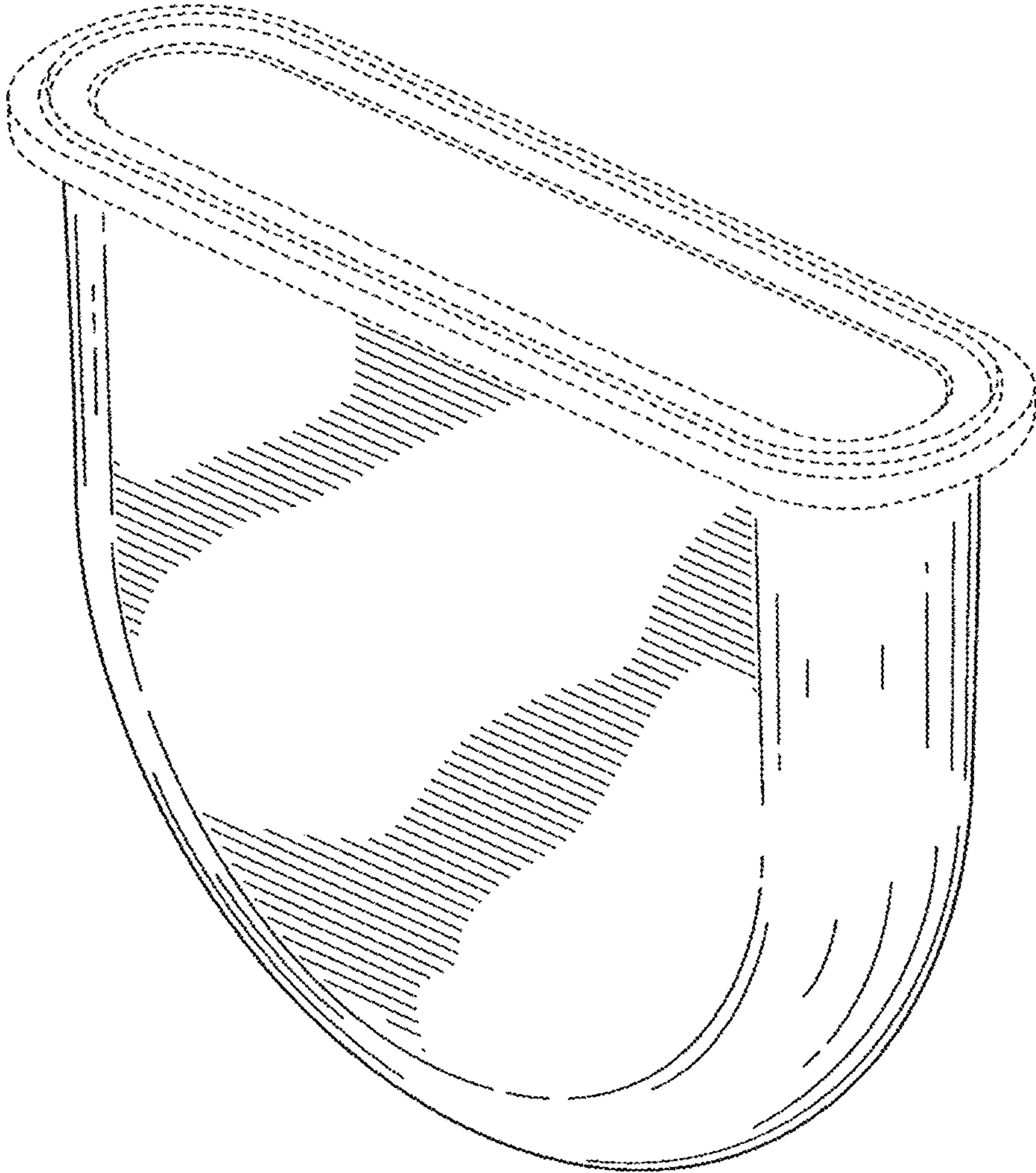


FIG. 1

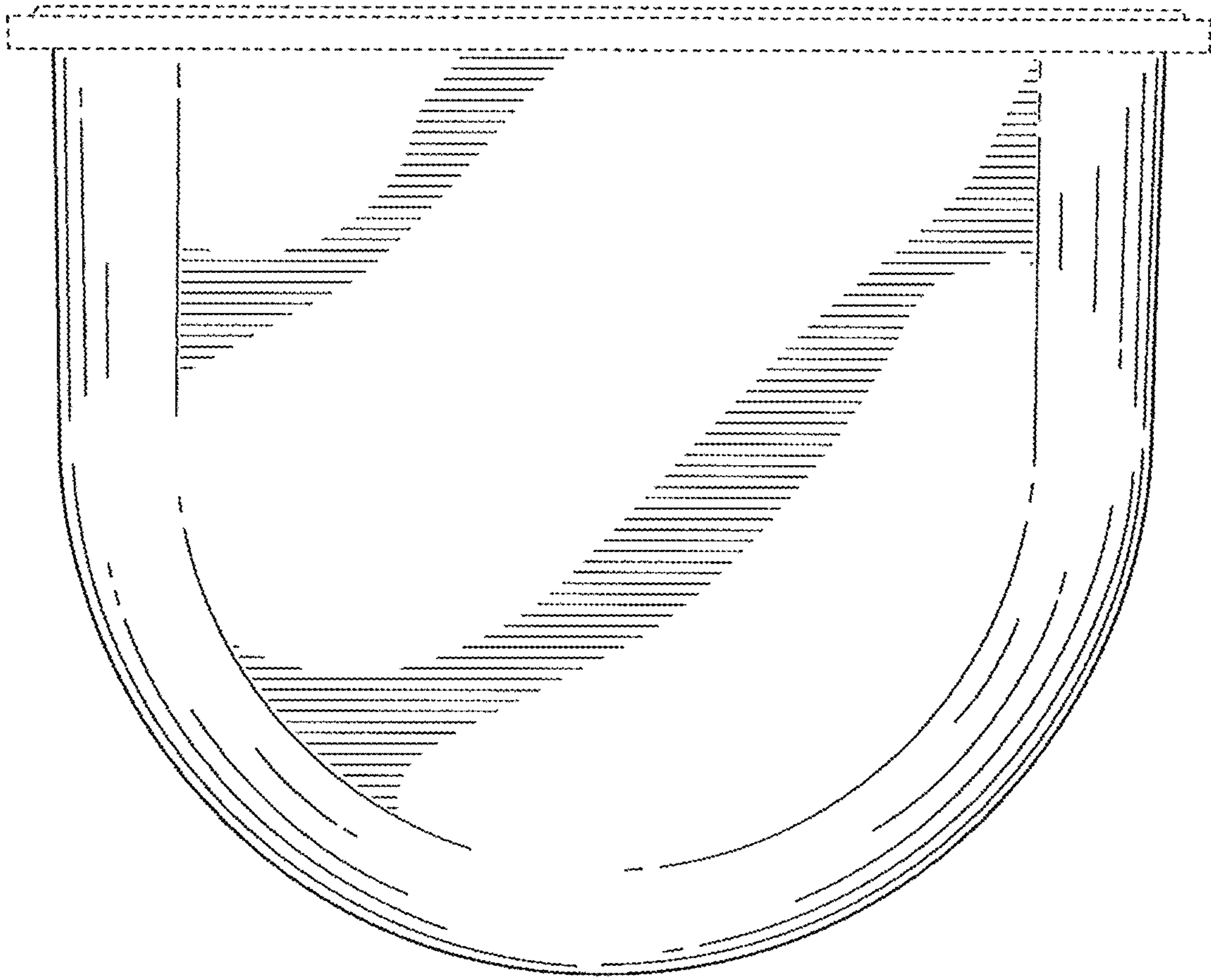


FIG. 2

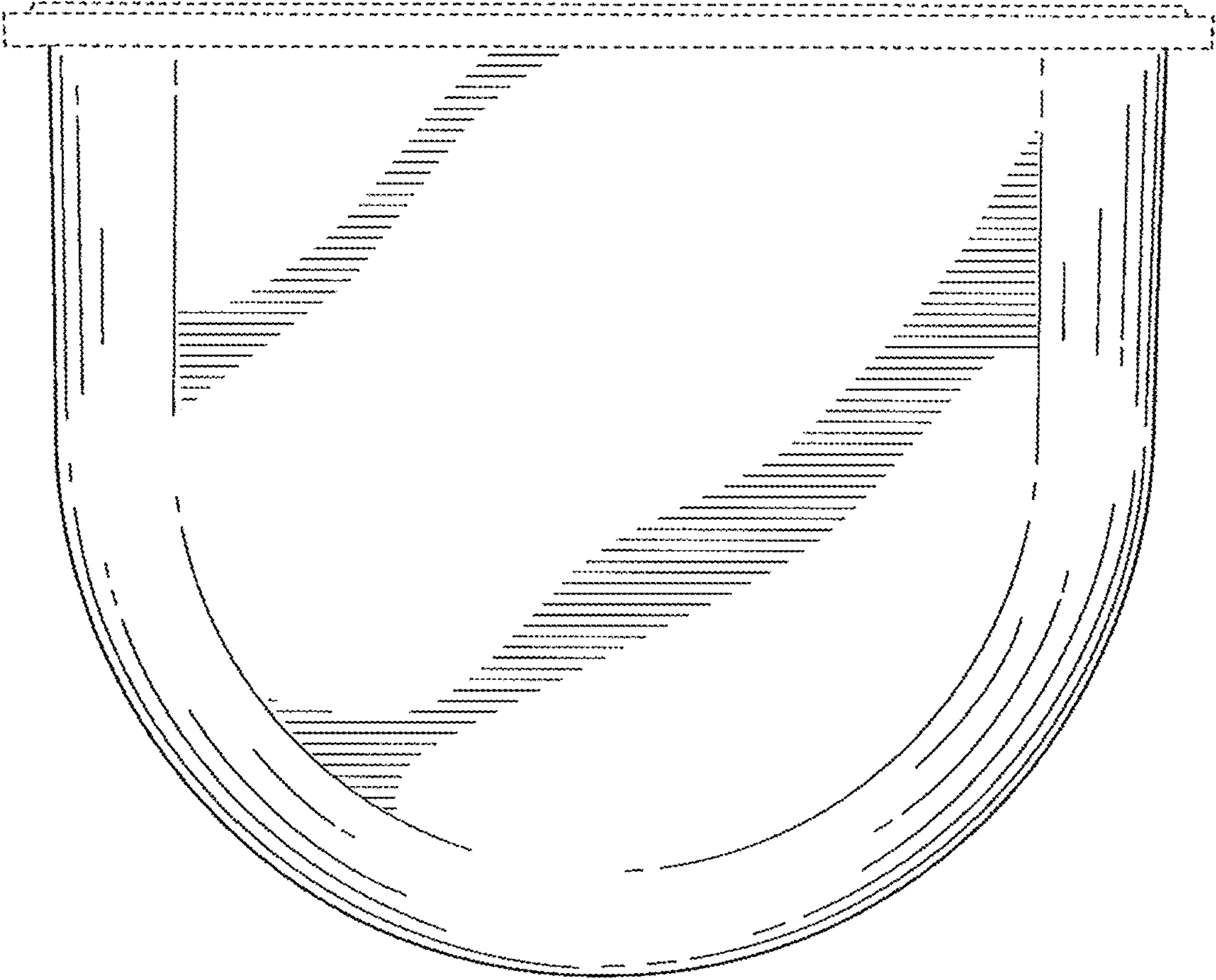


FIG. 3

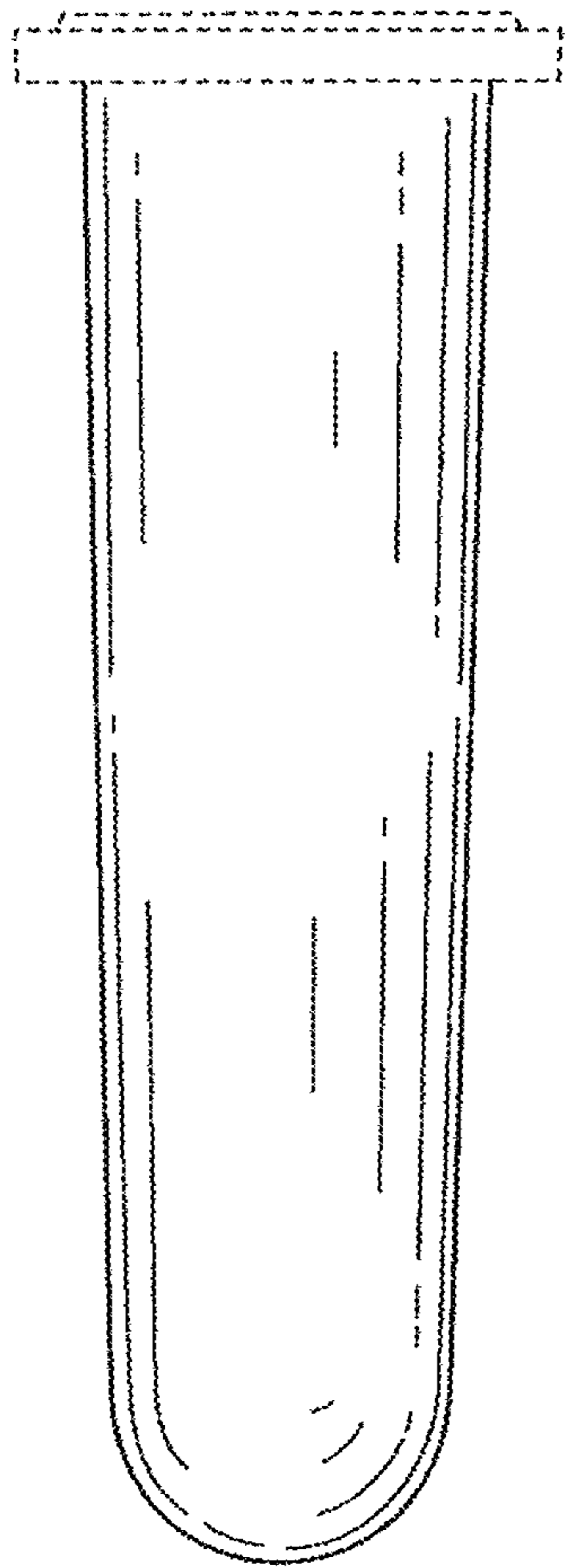


FIG. 4

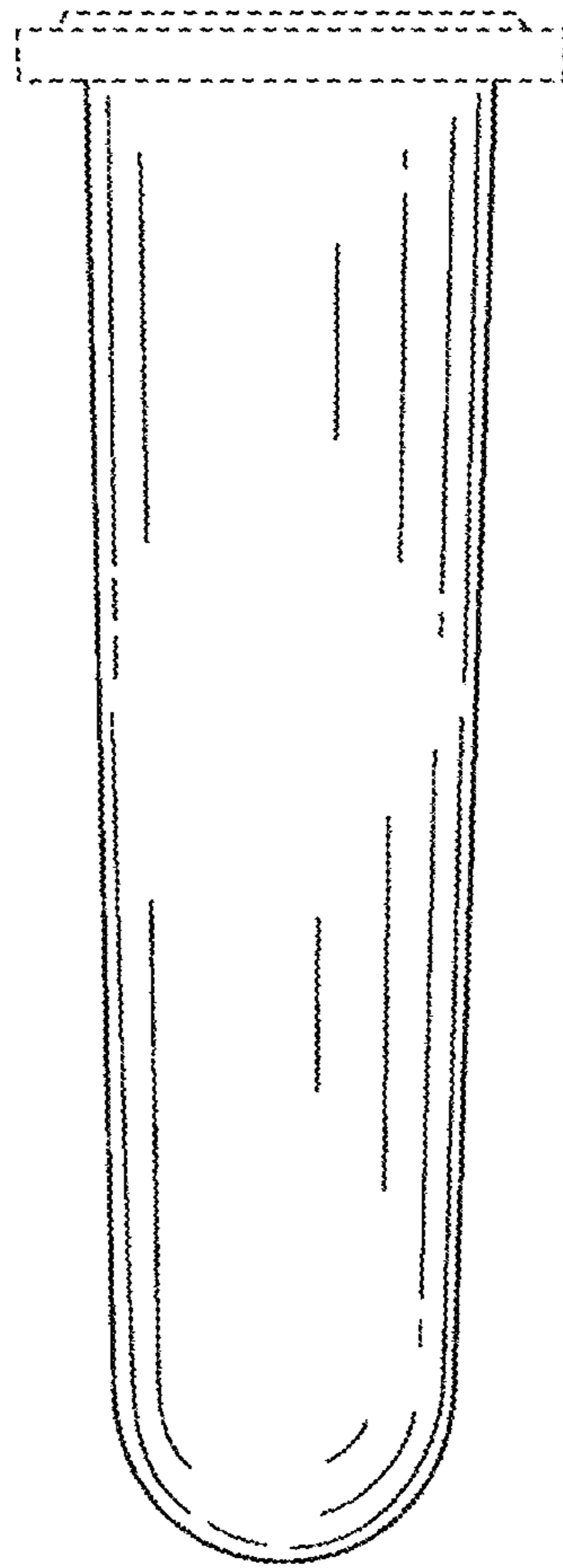


FIG. 5

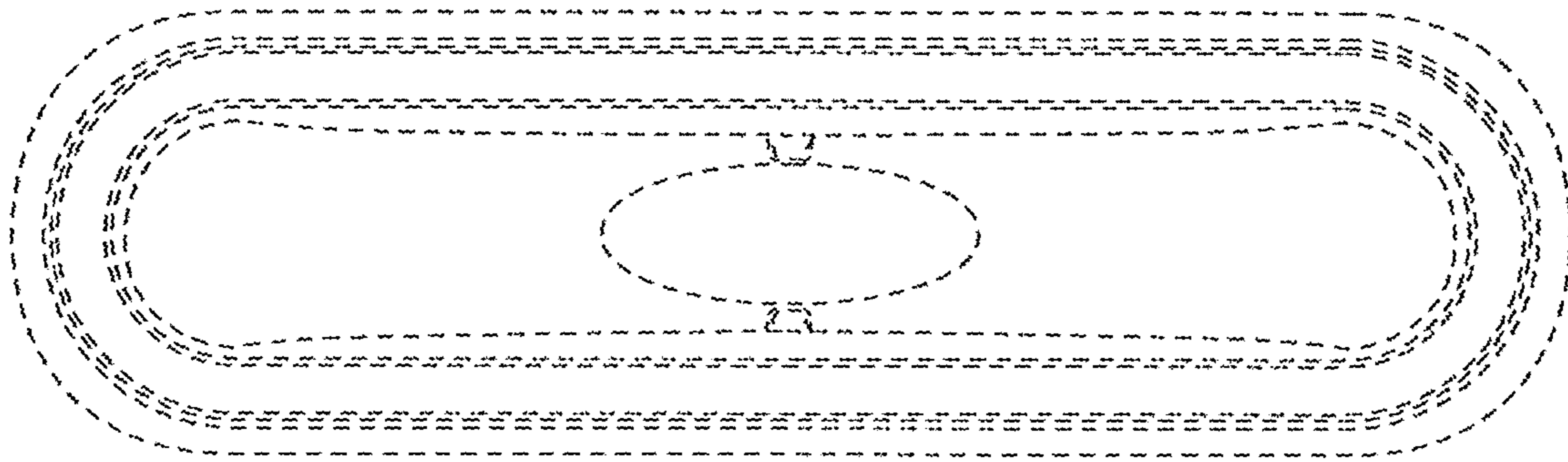


FIG. 6




FIG. 7