



US00D878505S

(12) **United States Design Patent**  
**Watts**

(10) **Patent No.:** **US D878,505 S**  
(45) **Date of Patent:** **\*\* Mar. 17, 2020**

- (54) **WATER RECREATIONAL FLOAT**
- (71) Applicant: **Dana Watts**, Livingston, LA (US)
- (72) Inventor: **Dana Watts**, Livingston, LA (US)
- (\*\*) Term: **15 Years**
- (21) Appl. No.: **29/672,434**
- (22) Filed: **Dec. 5, 2018**
- (51) **LOC (12) Cl.** ..... **21-02**
- (52) **U.S. Cl.**  
USPC ..... **D21/803**
- (58) **Field of Classification Search**  
USPC ..... D21/769-770, 801, 803, 809; D12/5, 6,  
D12/316; D6/392, 595, 596, 601, 604,  
D6/605  
CPC ..... B63B 35/74; B63B 35/76; B63B 35/78;  
B63B 35/79; B63B 35/7906; B63B  
35/7909; B63B 35/7913; B63B 35/7916;  
B63B 35/792; B63B 35/7923; B63B  
35/7926; B63B 35/793  
See application file for complete search history.

D607,525 S *	1/2010	Marciano .....	D21/769
D753,780 S *	4/2016	Rubey .....	D21/803
D776,220 S *	1/2017	Juall .....	D21/803

**OTHER PUBLICATIONS**

Inno-Wave Assorted Pool Noodle, <https://www.lowes.com>, retrieved Nov. 28, 2018.

\* cited by examiner

*Primary Examiner* — Zenia I Bennett  
(74) *Attorney, Agent, or Firm* — John B. Edel; Edel Patents LLC

(57) **CLAIM**

The ornamental design for a water recreational float, as shown and described.

**DESCRIPTION**

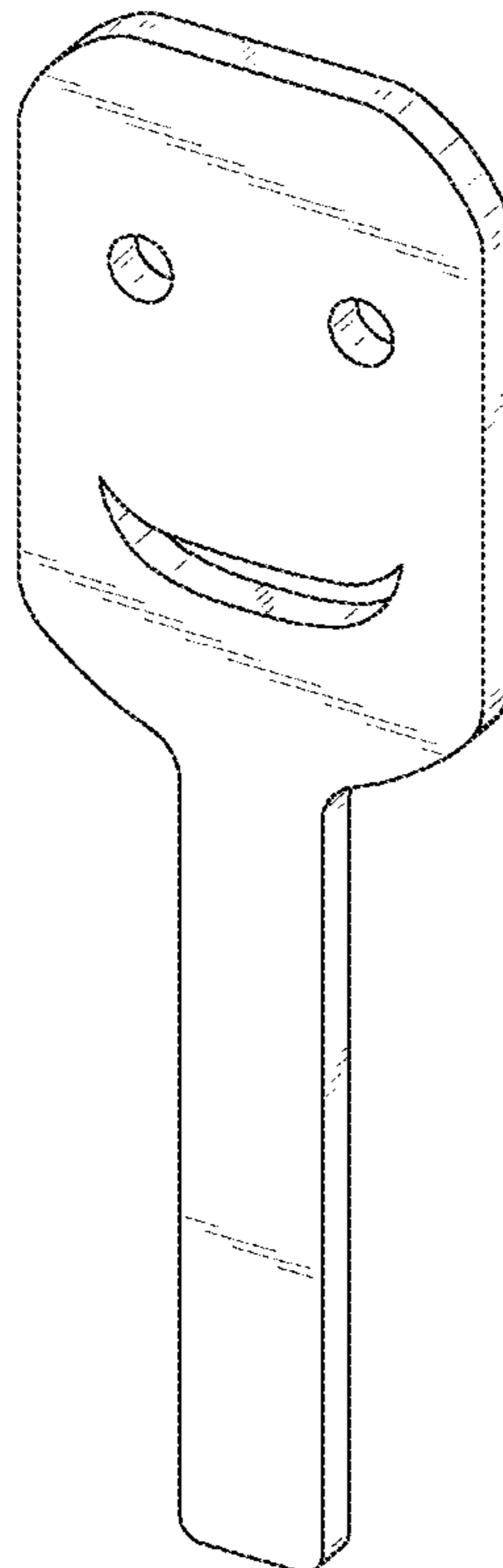
FIG. 1 is a front perspective view of a water recreation float showing my new design; and  
FIG. 2 is a front view thereof.  
FIG. 3 is rear view thereof.  
FIG. 4 is a left-side view thereof.  
FIG. 5 is a right-side view thereof.  
FIG. 6 is a top plan view thereof; and,  
FIG. 7 is a bottom plan view thereof.  
The broken lines depict portions of the article that form no part of the claimed design.

**1 Claim, 3 Drawing Sheets**

(56) **References Cited**

**U.S. PATENT DOCUMENTS**

D319,679 S *	9/1991	Haley .....	D21/803
D387,838 S *	12/1997	Canela .....	D21/803
D574,917 S *	8/2008	Parham .....	D21/803
D582,501 S *	12/2008	Brack .....	D21/803
D583,006 S *	12/2008	Hennings, III .....	D21/801
D592,269 S *	5/2009	Hennings, III .....	D21/801



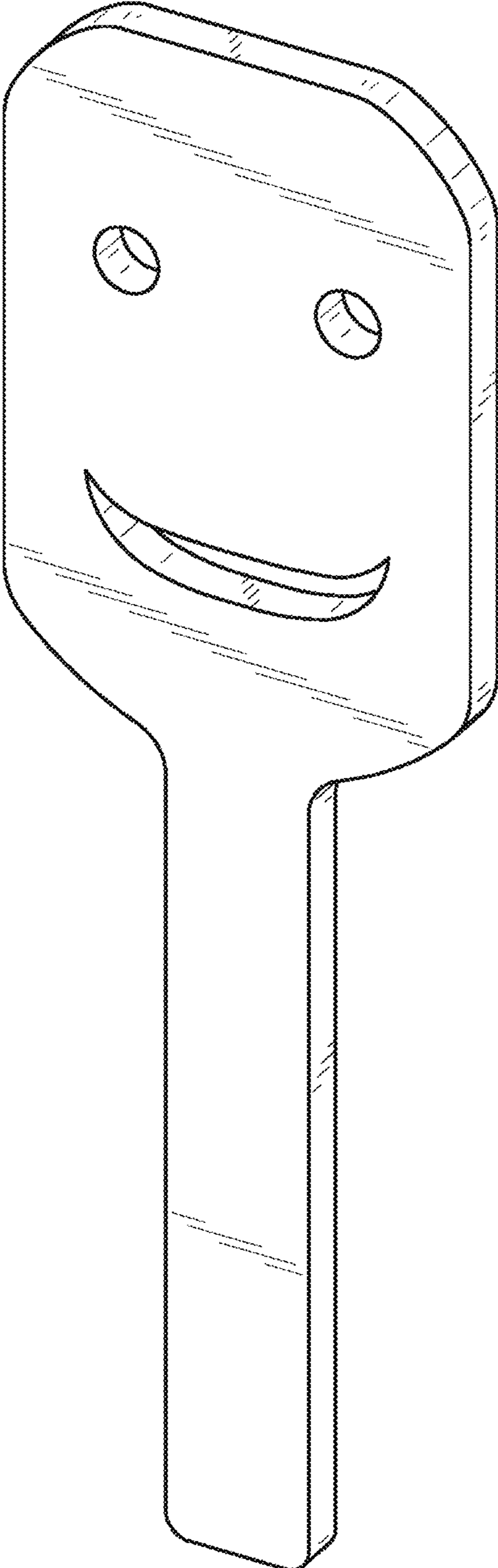


FIG. 1

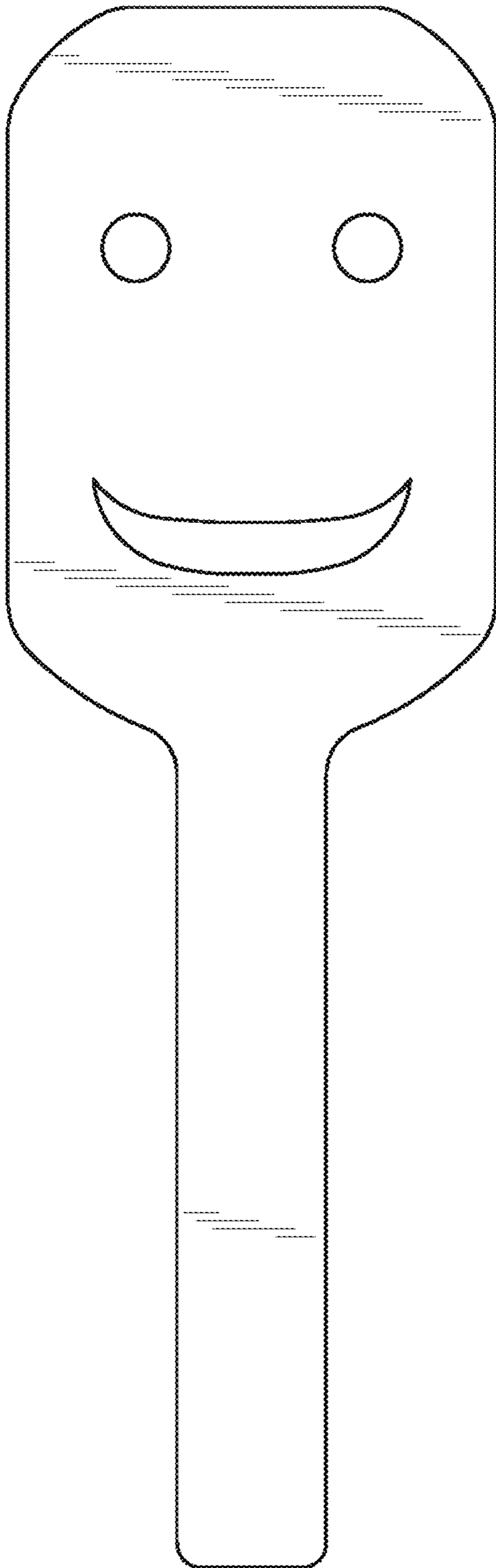


FIG. 2

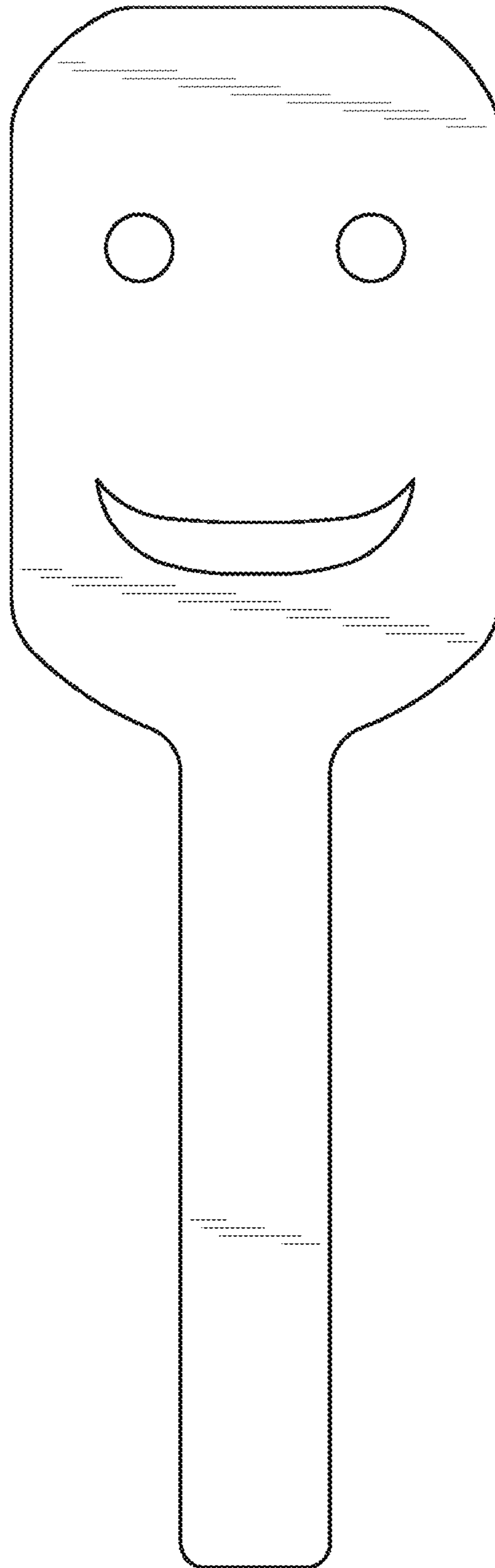


FIG. 3



FIG. 4




FIG. 5



FIG. 6

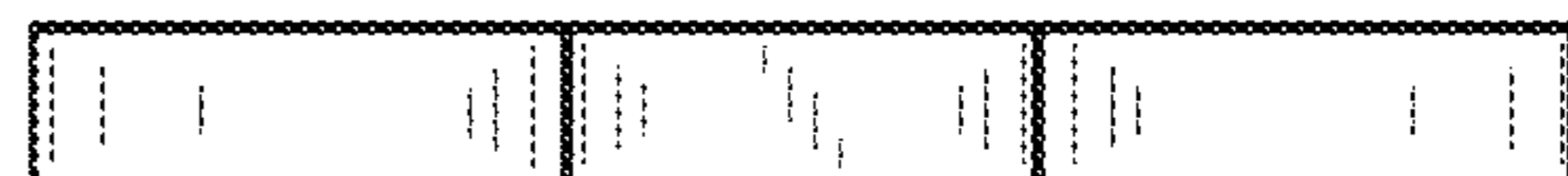


FIG. 7