



US00D878499S

(12) **United States Design Patent**
Melgoza

(10) **Patent No.:** **US D878,499 S**

(45) **Date of Patent:** **** Mar. 17, 2020**

- (54) **ACTIVE PLATFORM**
- (71) Applicant: **Casper Boards**, Los Angeles, CA (US)
- (72) Inventor: **Martin Melgoza**, Los Angeles, CA (US)
- (**) Term: **15 Years**
- (21) Appl. No.: **29/670,121**
- (22) Filed: **Nov. 14, 2018**
- (51) **LOC (12) Cl.** **21-02**
- (52) **U.S. Cl.**
USPC **D21/688**
- (58) **Field of Classification Search**
USPC 248/678; 280/602, 607, 609; 297/223;
473/218, 266, 269; 482/25, 30, 51, 71,
482/74, 79, 80, 91, 93, 94, 105, 110, 122,
482/125, 140, 142, 146, 147; D6/349,
D6/350, 582, 583, 585, 588, 592;
D21/399, 412, 662, 671, 683, 685, 686,
D21/687, 688, 689, 694, 698, 798
CPC . A63B 21/00047; A63B 22/16; A63B 26/003;
A63B 22/18
See application file for complete search history.

(56) **References Cited**

U.S. PATENT DOCUMENTS

- 5,509,871 A * 4/1996 Giovanni A63B 69/0093
482/30
- 5,897,474 A * 4/1999 Romero A63B 22/14
446/396
- 6,059,306 A * 5/2000 Metrot A63C 5/03
280/602
- 6,132,338 A * 10/2000 Shifferaw A63B 5/08
482/30
- 6,168,551 B1 * 1/2001 McGuinness A63B 69/0093
482/146
- 6,293,567 B1 * 9/2001 Menges A63C 5/03
280/14.21

- 6,502,850 B1 * 1/2003 Schaller A63C 5/03
280/602
- D471,605 S * 3/2003 Teff D21/662
- 6,916,276 B1 * 7/2005 Robinson A63B 22/16
482/147
- D564,604 S * 3/2008 Mikail D21/688
- D596,247 S * 7/2009 Wu D21/671
- 7,625,294 B1 * 12/2009 Isaac A63B 69/3667
473/218
- 7,632,218 B2 * 12/2009 Sannes A63B 22/18
482/146
- 7,670,265 B1 * 3/2010 Forrest A63B 69/0093
482/146
- 8,282,533 B1 * 10/2012 Ferraro A63B 5/16
482/51
- D688,379 S * 8/2013 Ehlers D21/685
(Continued)

OTHER PUBLICATIONS

Amazon, "Casper Boards", Jul. 17, 2019. https://www.amazon.com/Casper-Boards-2-1-Standing/dp/B07P6468YF/ref=cm_cr_ar_p_product_top?ie=UTF8. Shown on p. 1. (Year: 2019).*

Primary Examiner — Cynthia Ramirez
Assistant Examiner — Michael A Maharajh
(74) *Attorney, Agent, or Firm* — Brisson Law Group

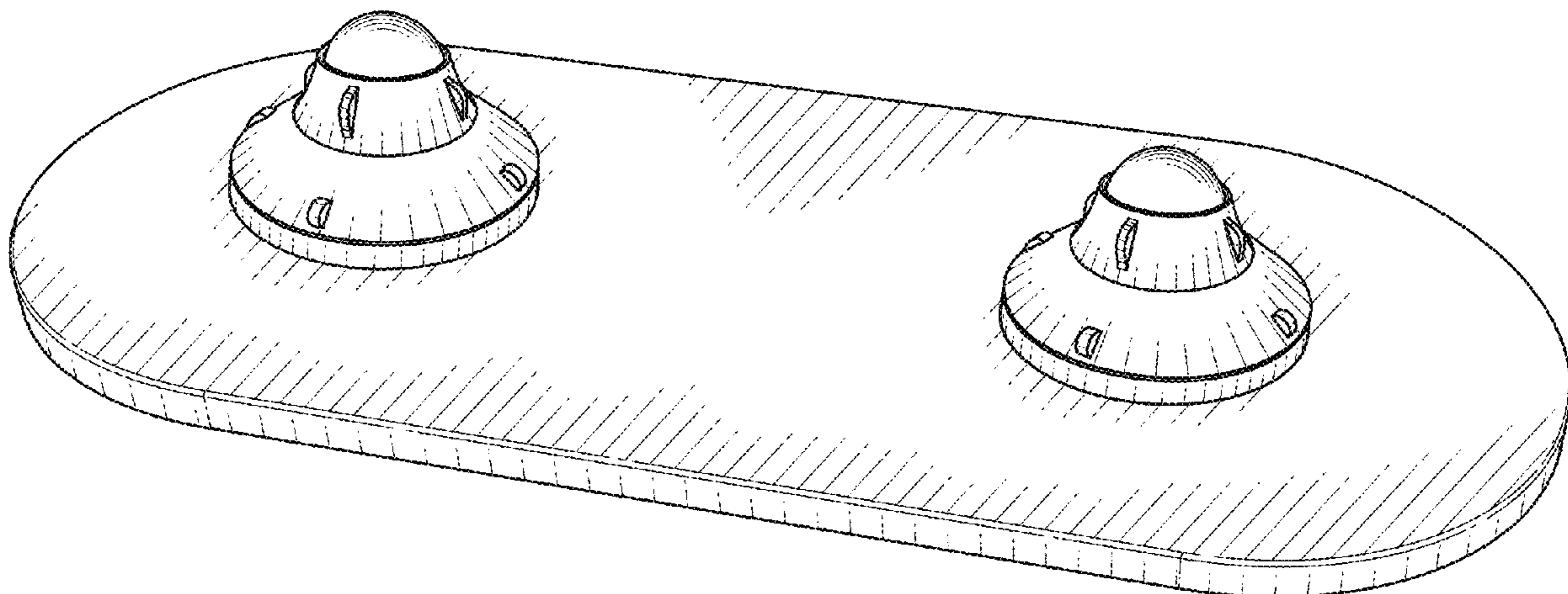
(57) **CLAIM**

The ornamental design for an active platform, as shown and described.

DESCRIPTION

FIG. 1 is a bottom perspective view of an active platform, showing my new design;
FIG. 2 is a side elevational view thereof;
FIG. 3 is another side elevational view thereof;
FIG. 4 is a front view thereof;
FIG. 5 is a rear view thereof;
FIG. 6 is a bottom view thereof; and,
FIG. 7 is a top view thereof.

1 Claim, 6 Drawing Sheets



(56)

References Cited

U.S. PATENT DOCUMENTS

8,512,142 B2 *	8/2013	Meldeau	A63B 23/0458 482/71	2004/0014571 A1 *	1/2004	Haynes	A63B 21/0004 482/142
D695,367 S *	12/2013	Lovegrove	D21/671	2004/0084878 A1 *	5/2004	Adamczewski	A63C 5/003 280/602
8,734,308 B1 *	5/2014	Joslin	A63B 22/16 482/142	2004/0224824 A1 *	11/2004	Lickle	A63B 26/003 482/51
8,864,639 B2 *	10/2014	Brown	A63B 22/16 482/146	2008/0096730 A1 *	4/2008	Miller	A63B 22/14 482/51
D740,381 S *	10/2015	Heath	D21/688	2010/0304941 A1 *	12/2010	Ota	A63C 5/03 482/146
D776,769 S *	1/2017	Heath	D21/688	2011/0230313 A1 *	9/2011	Gamboa	A63B 22/20 482/51
D778,377 S *	2/2017	Daniel	D21/688	2013/0296147 A1 *	11/2013	Cruz	A63B 26/003 482/146
D779,000 S *	2/2017	Olson	D21/686	2015/0018178 A1 *	1/2015	Carbone	A63B 71/0009 482/146
D785,731 S *	5/2017	Stack	D21/688	2015/0057138 A1 *	2/2015	Knilians	A63B 26/003 482/142
D786,369 S *	5/2017	Choi	D21/688	2015/0190679 A1 *	7/2015	Carbone	A63B 26/003 482/146
D806,189 S *	12/2017	Failing	D21/688	2016/0199689 A1 *	7/2016	Irwin	A63B 23/0458 482/142
D806,190 S *	12/2017	Failing	D21/688	2017/0080284 A1 *	3/2017	Hillson	A63B 23/0458
D822,774 S *	7/2018	Strong Crawley	D21/671	2017/0157467 A1 *	6/2017	Strong Crawley ..	A63B 26/003
2001/0019198 A1 *	9/2001	Wolf	A63C 5/03 280/609	2018/0021615 A1 *	1/2018	Wang	A63B 21/00043
2002/0077222 A1 *	6/2002	Daly	A63B 5/00 482/71	2019/0282878 A1 *	9/2019	Gouzenko	A63B 23/08
2003/0100414 A1 *	5/2003	Mahon	A63B 21/4039 482/140				

* cited by examiner

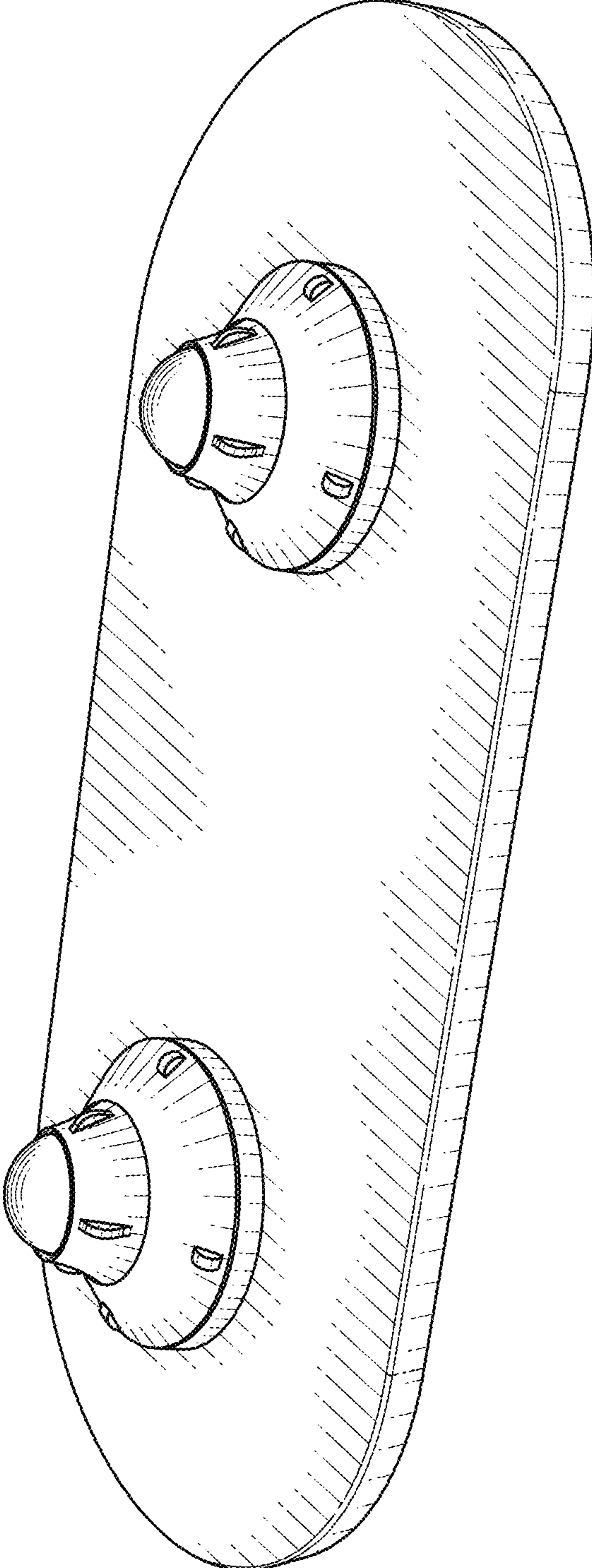


FIG. 1




FIG. 2




FIG. 3

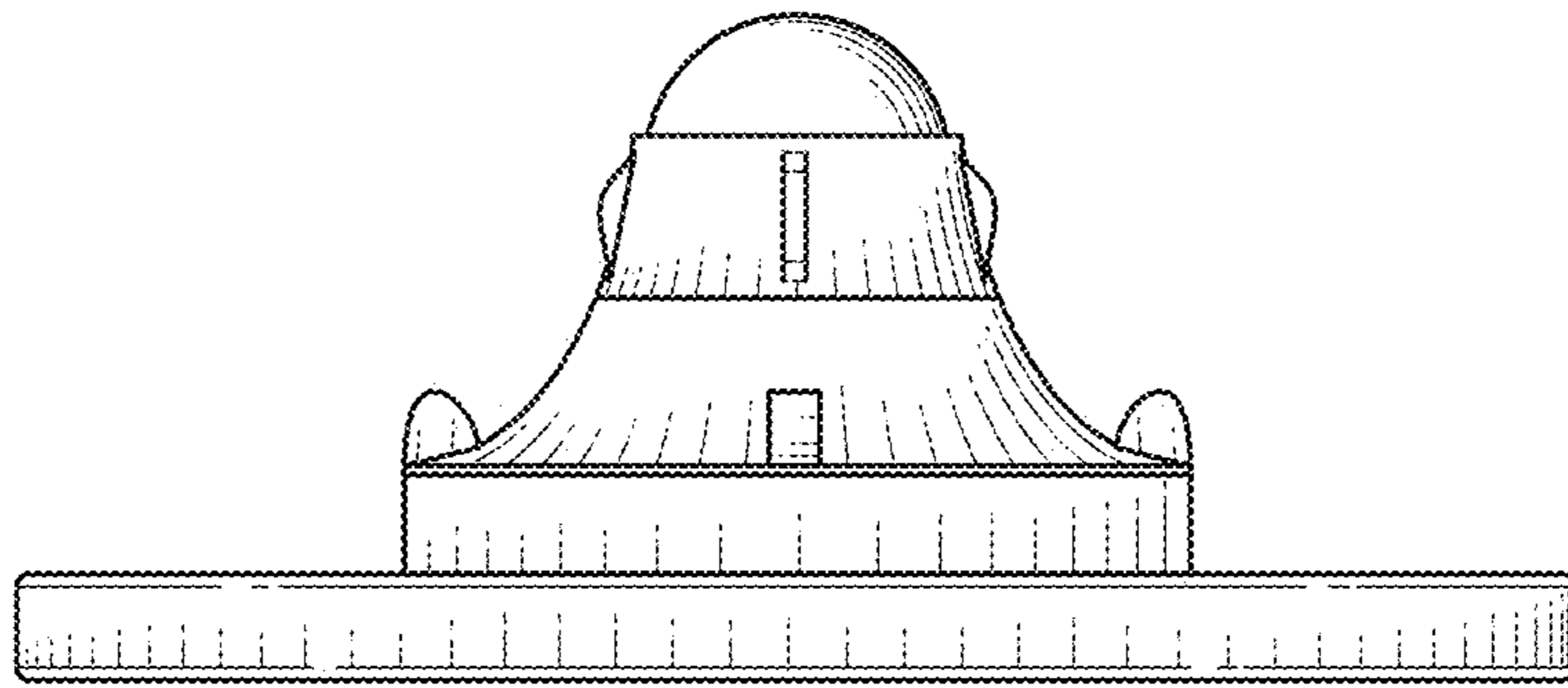


FIG. 4

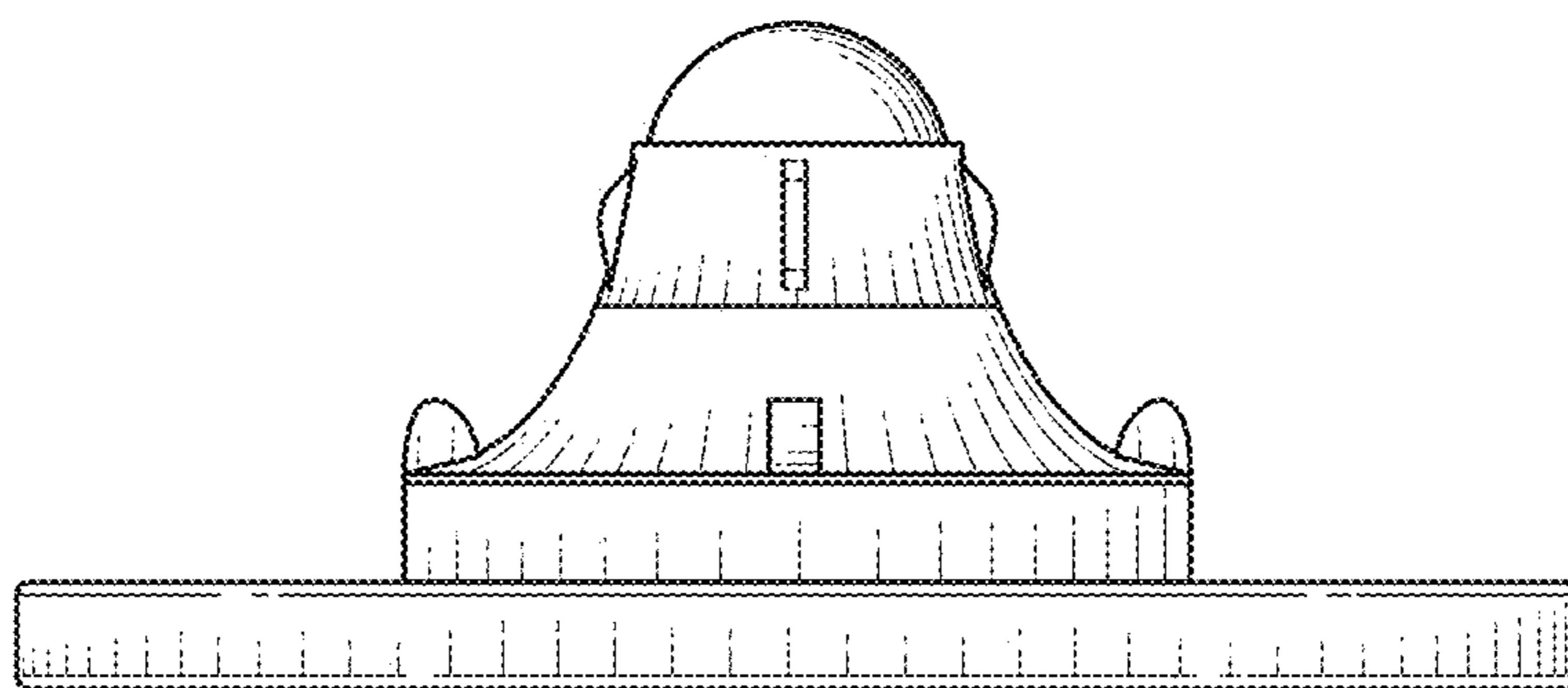


FIG. 5

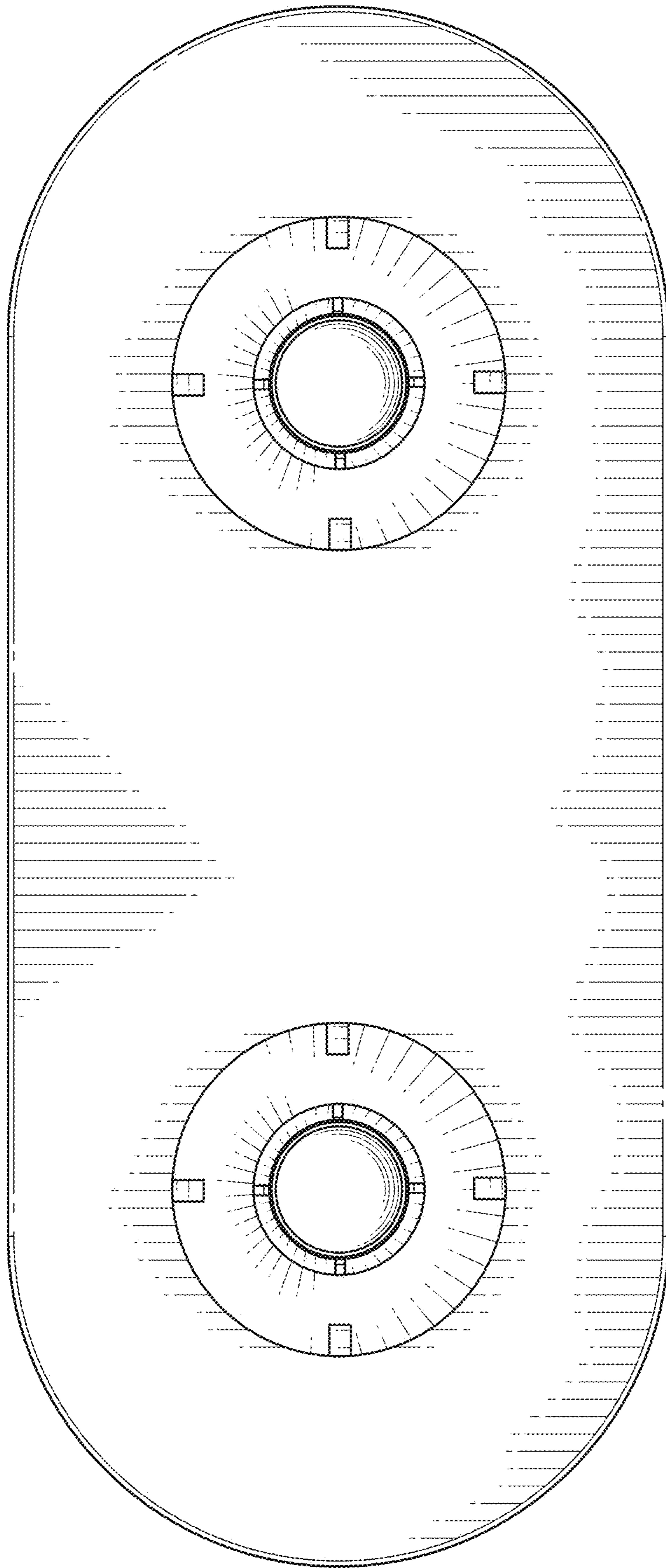


FIG. 6

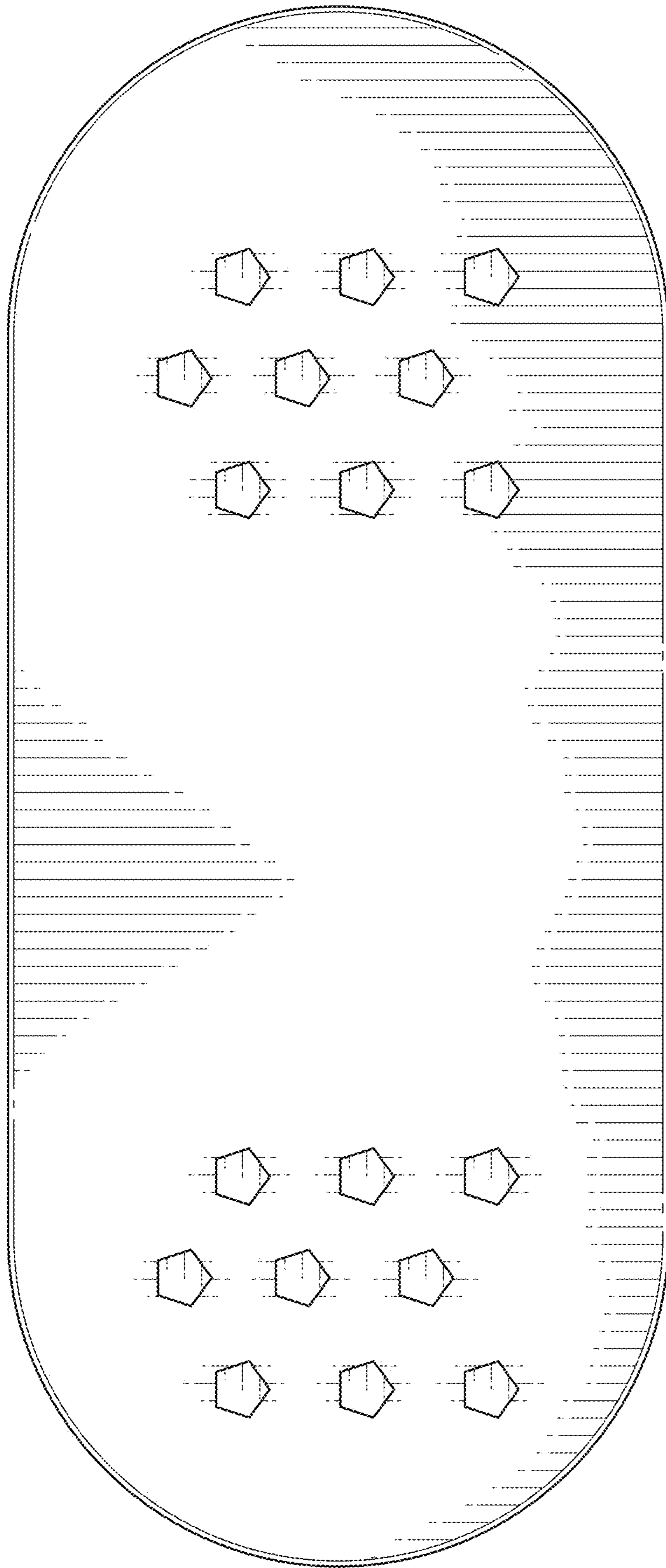


FIG. 7