



US00D878468S

(12) **United States Design Patent** (10) **Patent No.:** **US D878,468 S**
Marcinkowski (45) **Date of Patent:** **** Mar. 17, 2020**

(54) **LABEL FOR SHAVING RAZOR** 2003/0235; G09F 2003/0239; G09F
2003/0272; G09F 2003/0273; G09F
2003/0279

(71) Applicant: **The Gillette Company LLC**, Boston,
MA (US)

See application file for complete search history.

(72) Inventor: **Stanley Michael Marcinkowski**,
Peabody, MA (US)

(56) **References Cited**

U.S. PATENT DOCUMENTS

(73) Assignee: **The Gillette Company LLC**, Boston,
MA (US)

1,914,671 A * 6/1933 O'Neil G09F 3/16
24/547

(**) Term: **15 Years**

3,826,549 A 7/1974 Scholfield
D424,740 S * 5/2000 Ono D28/4
D658,056 S * 4/2012 Hughes G09F 3/16
D9/434

(21) Appl. No.: **29/625,090**

D739,603 S * 9/2015 Monaco D20/11

(22) Filed: **Nov. 7, 2017**

D805,127 S * 12/2017 Marcinkowski D20/22

D840,722 S * 2/2019 Amrine D6/592

D841,361 S * 2/2019 Amrine D6/592

* cited by examiner

Related U.S. Application Data

(62) Division of application No. 29/533,759, filed on Jul.
22, 2015, now Pat. No. Des. 805,127, which is a
division of application No. 29/451,163, filed on Mar.
28, 2013, now Pat. No. Des. 737,378.

Primary Examiner — Mary Ann Calabrese

(74) *Attorney, Agent, or Firm* — John M. Lipchitz

(51) **LOC (12) Cl.** **19-08**

(57) **CLAIM**

The ornamental design for a label for a shaving razor, as
shown and described.

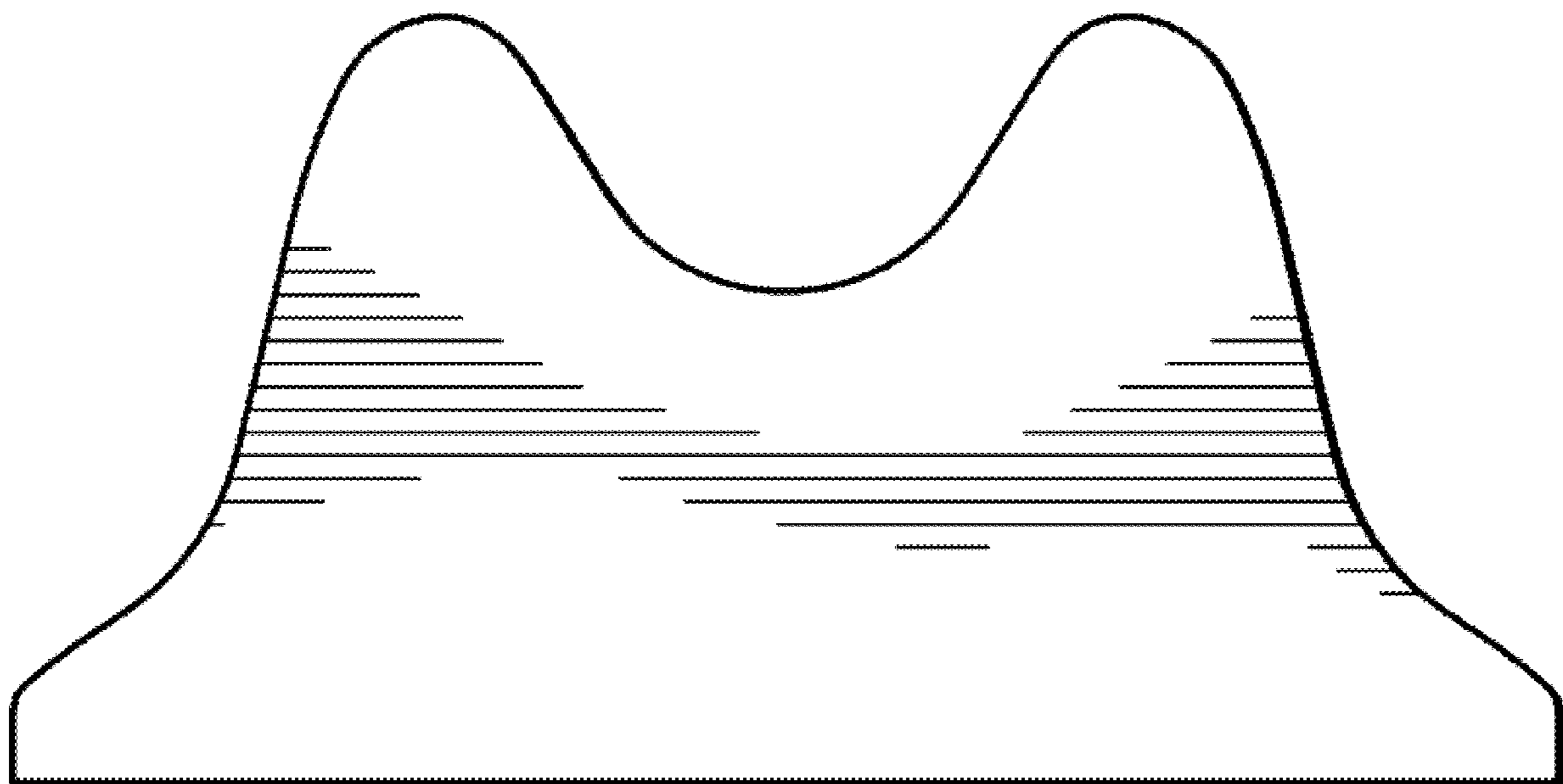
(52) **U.S. Cl.**
USPC **D20/22**

DESCRIPTION

(58) **Field of Classification Search**
USPC D20/11, 19, 22–28, 40, 99; D9/434, 457,
D9/550; D10/104.1; D24/189
CPC G09F 1/00; G09F 1/02; G09F 3/00; G09F
3/02; G09F 3/0291; G09F 3/0294; G09F
2003/0202; G09F 2003/0208; G09F
2003/021; G09F 2003/0211; G09F
2003/0213; G09F 2003/0216; G09F
2003/0219; G09F 2003/023; G09F
2003/0232; G09F 2003/0233; G09F

FIG. 1 is a perspective view of a label for a shaving razor
showing my new design;
FIG. 2 is a top view thereof;
FIG. 3 is a bottom view thereof;
FIG. 4 is a left view thereof;
FIG. 5 is a right view thereof;
FIG. 6 is a front view thereof; and,
FIG. 7 is a rear view thereof.

1 Claim, 1 Drawing Sheet



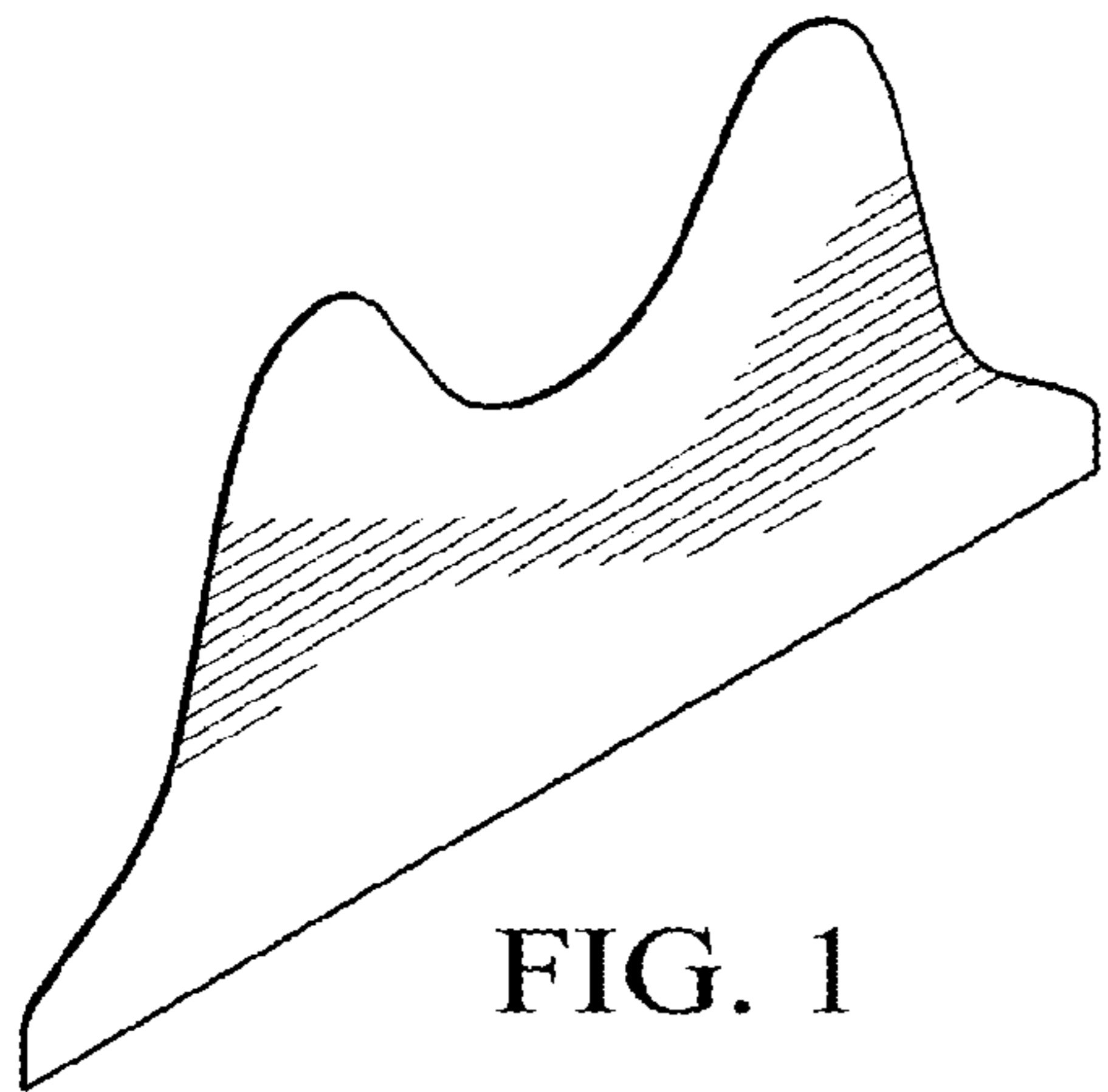


FIG. 1

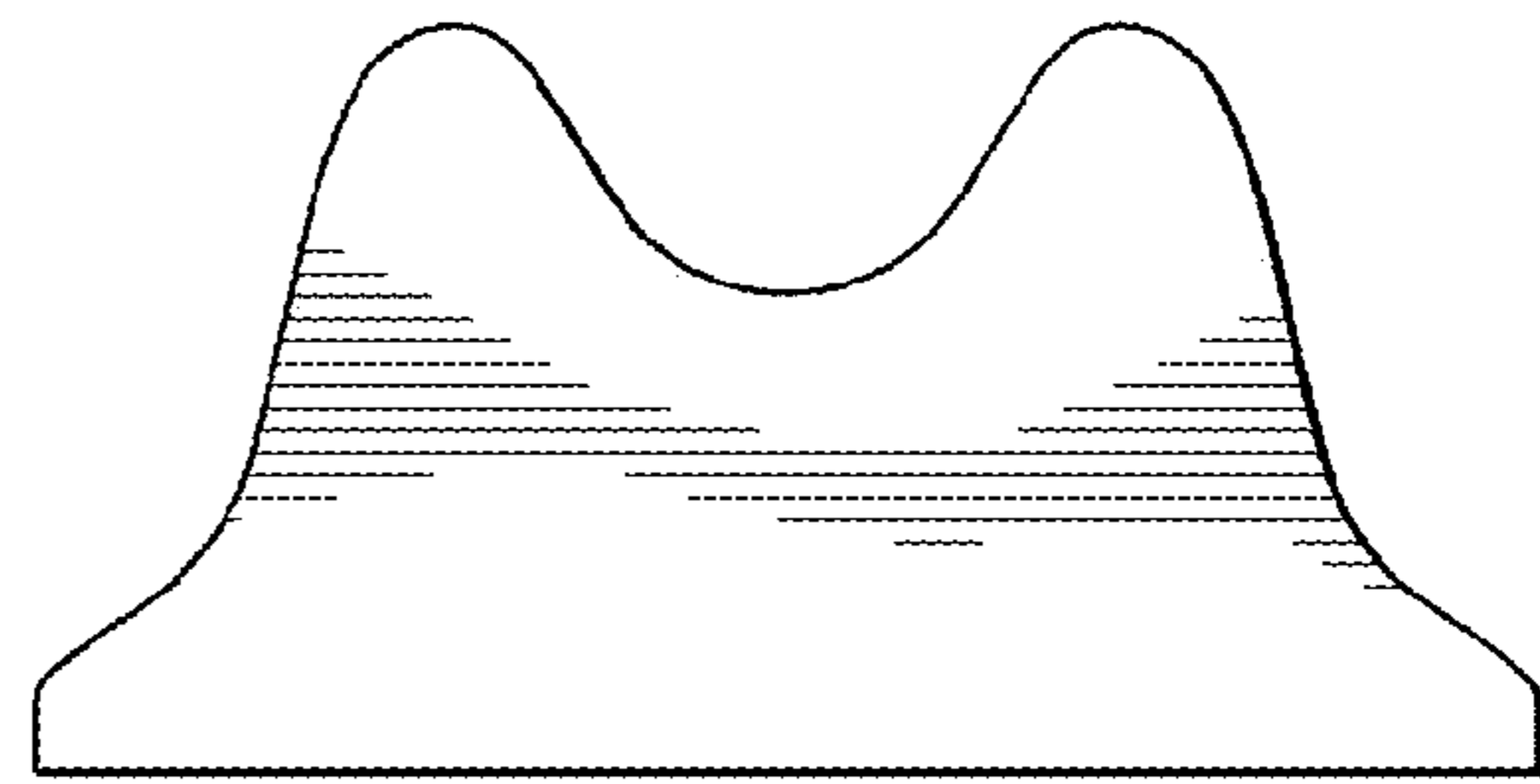


FIG. 2

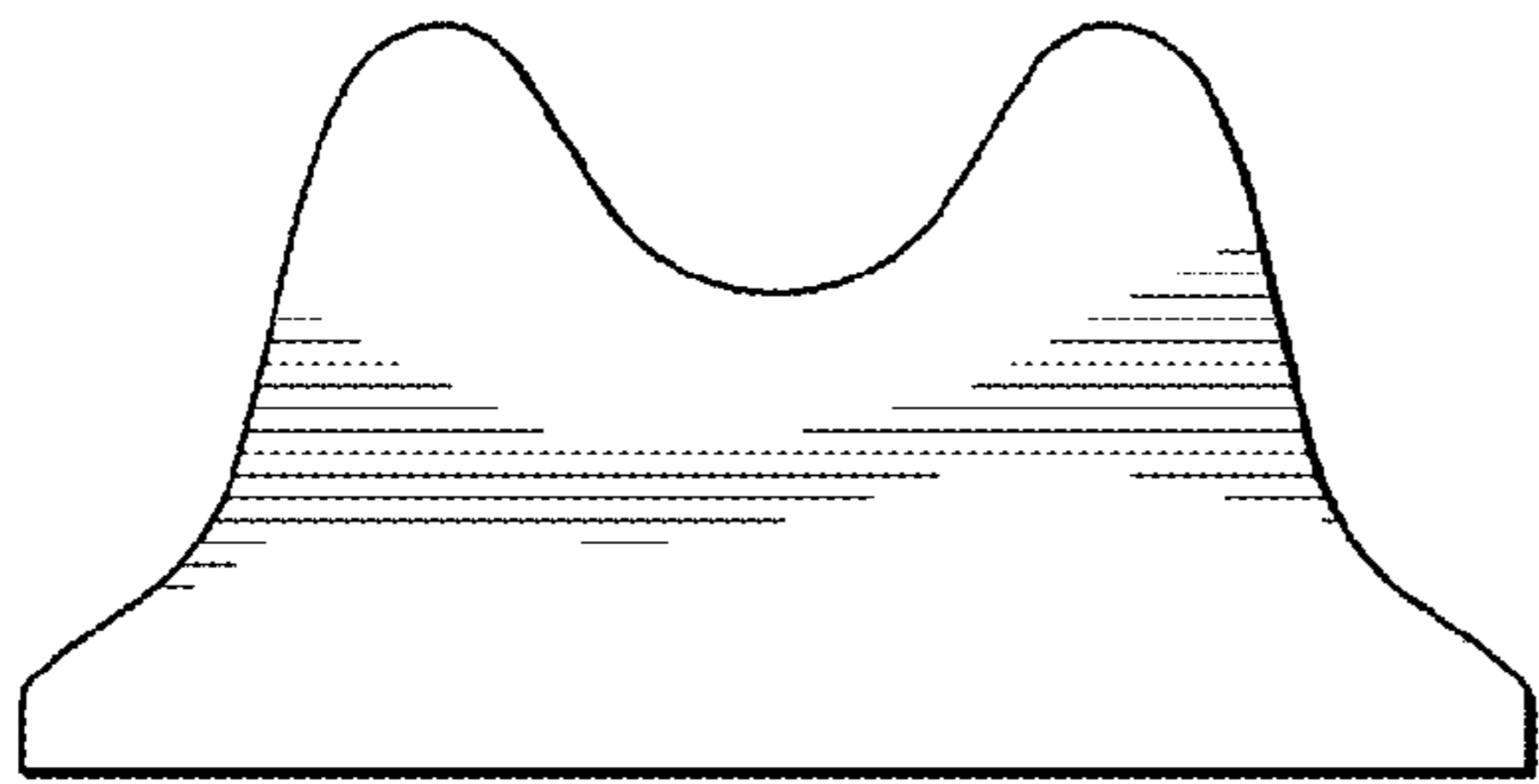


FIG. 3



FIG. 4



FIG. 5



FIG. 6



FIG. 7