



US00D878466S

(12) **United States Design Patent** (10) **Patent No.:** **US D878,466 S**  
**Frackowiak et al.** (45) **Date of Patent:** **\*\* Mar. 17, 2020**

(54) **VENDING MACHINE DOOR**  
(71) Applicant: **Vendors Exchange International,**  
Cleveland, OH (US)  
(72) Inventors: **Steve Frackowiak,** Cleveland, OH  
(US); **Brian Carter,** Cleveland, OH  
(US); **Brent Garson,** Cleveland, OH  
(US)  
(73) Assignee: **Vendors Exchange International,**  
Cleveland, OH (US)  
(\*\*) Term: **15 Years**  
(21) Appl. No.: **29/650,561**  
(22) Filed: **Jun. 7, 2018**  
(51) **LOC (12) Cl.** ..... **20-01**  
(52) **U.S. Cl.**  
USPC ..... **D20/8**  
(58) **Field of Classification Search**  
USPC ..... D20/1-9; D15/79, 81, 89; D99/28  
CPC ..... G06Q 20/18; G07F 7/00; G07F 7/025;  
G07F 7/08; G07F 7/12; G07F 11/00;  
G07F 11/02; G07F 11/62; G07F 11/165;  
G07F 7/069; G07F 17/00; G07F 17/40  
See application file for complete search history.

(56) **References Cited**  
U.S. PATENT DOCUMENTS  
D316,568 S \* 4/1991 Koch ..... D20/8  
D316,728 S \* 5/1991 Koch ..... D20/8  
D362,463 S \* 9/1995 Vogelphol ..... D20/4  
D364,646 S \* 11/1995 Maldanis ..... D20/4  
D434,446 S \* 11/2000 Hanyuda ..... D20/4  
D584,359 S \* 1/2009 Chirnomas ..... D20/8  
D692,059 S \* 10/2013 Chen ..... D20/4

2008/0290108 A1\* 11/2008 Tsunoda ..... G07F 11/16  
221/133  
2010/0087953 A1\* 4/2010 Garson ..... A47F 3/001  
700/241  
2011/0068116 A1\* 3/2011 Ardern ..... G07F 11/16  
221/1  
2018/0174125 A1\* 6/2018 Mao ..... G07F 11/42  
2018/0174392 A1\* 6/2018 Jafa ..... G07F 11/005  
2019/0026242 A1\* 1/2019 Osborne ..... G06F 13/38

**OTHER PUBLICATIONS**

Vendors, posted at Facebook.com, posted on Sep. 6, 2018, site visited Jun. 17, 2019. online, available from internet: <https://www.facebook.com/VendorsExchange/photos/p.10157457618902814/10157457618902814/?type=l&theater> (Year: 2018).\*

\* cited by examiner

*Primary Examiner* — Mary Ann Calabrese  
*Assistant Examiner* — Catherine Ho  
(74) *Attorney, Agent, or Firm* — Emerson Thomson  
Bennett; Timothy D. Bennett


(57) **CLAIM**

The ornamental design for a vending machine door, as shown and described.

**DESCRIPTION**

FIG. 1 is a front perspective view of a vending machine door, showing our design.  
FIG. 2 is a front view thereof;  
FIG. 3 is a right side view thereof; and,  
FIG. 4 is a top view thereof.  
All broken line portions of the figure drawings are included to show environment that form no part of the claimed design.

**1 Claim, 4 Drawing Sheets**






FIG. 1

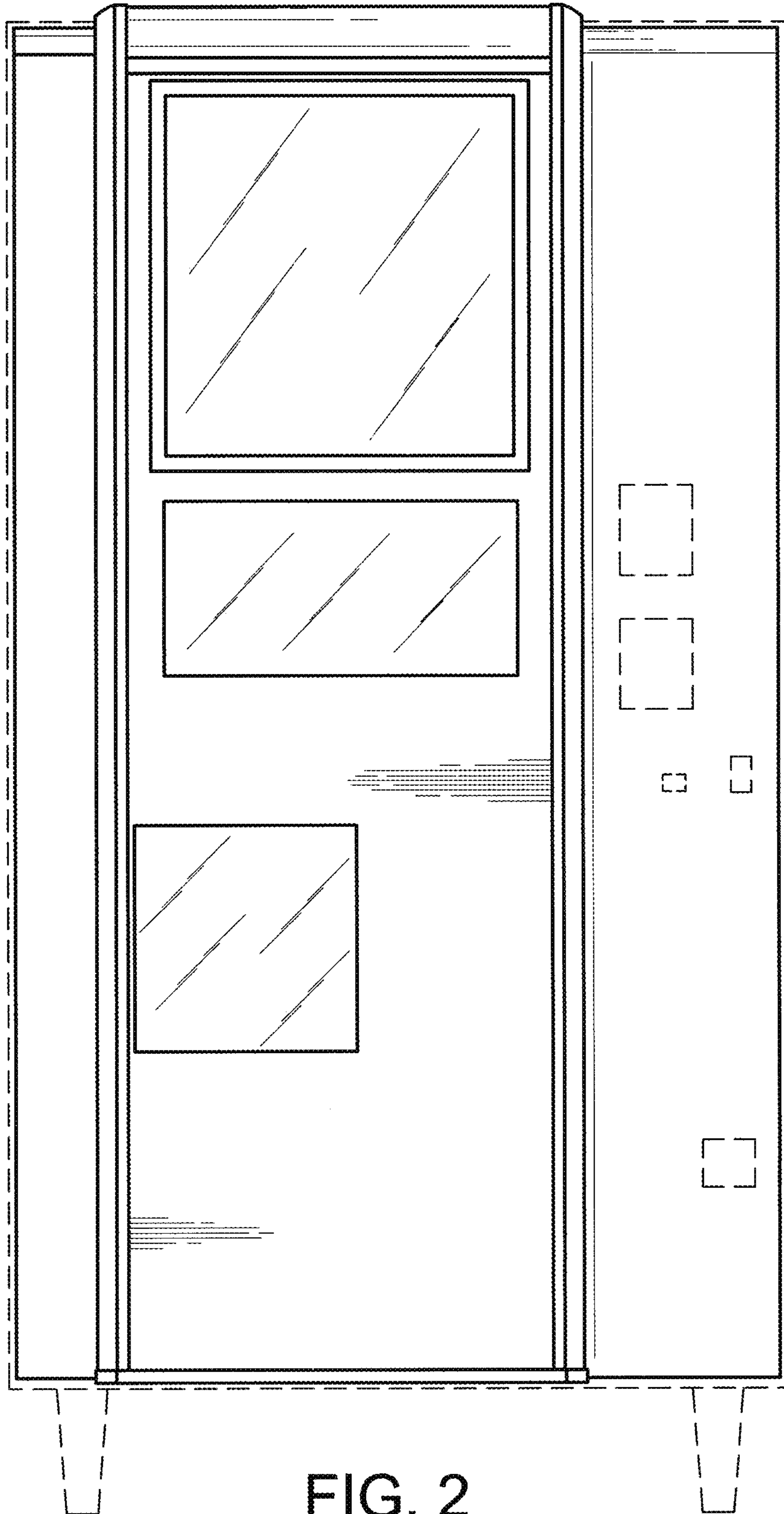


FIG. 2

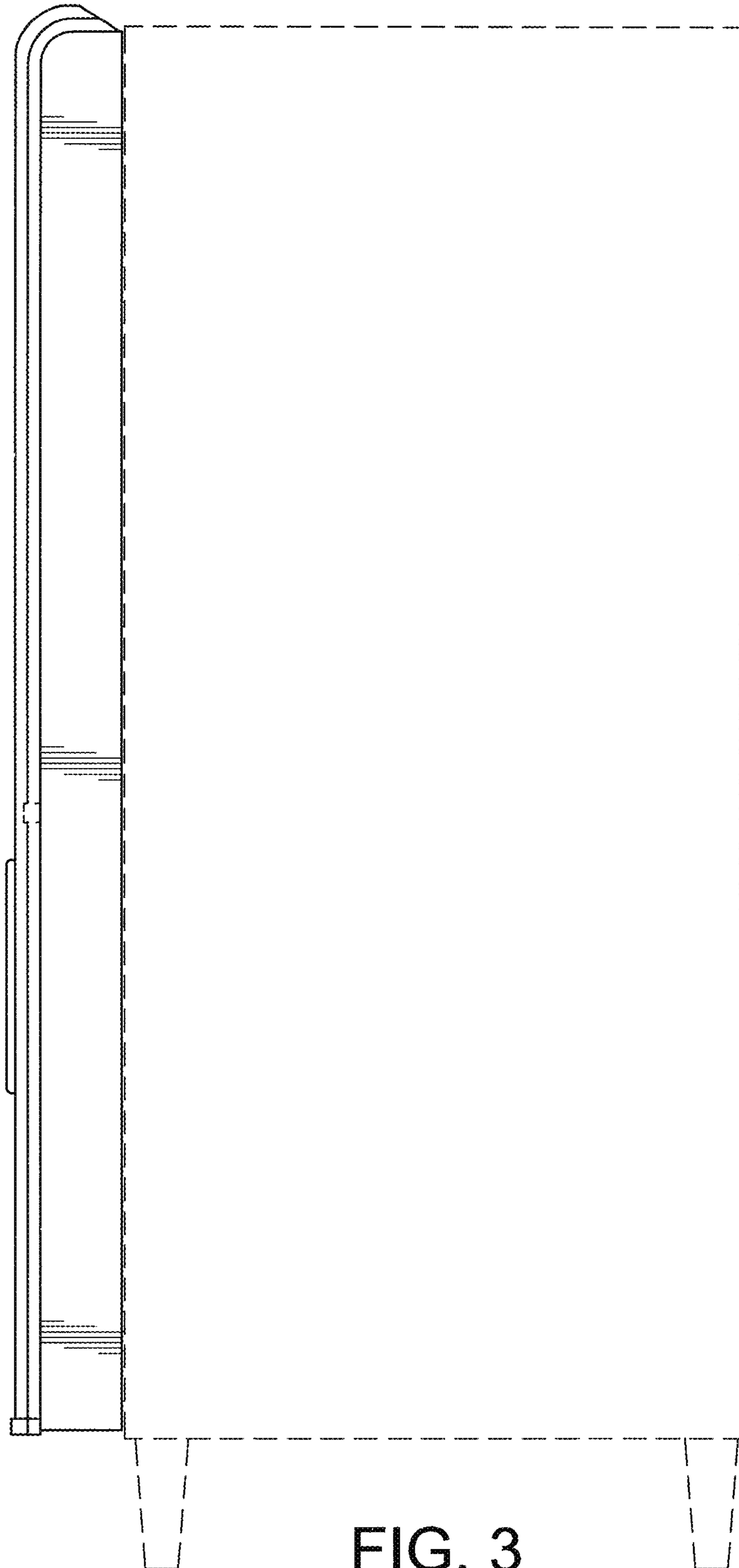


FIG. 3

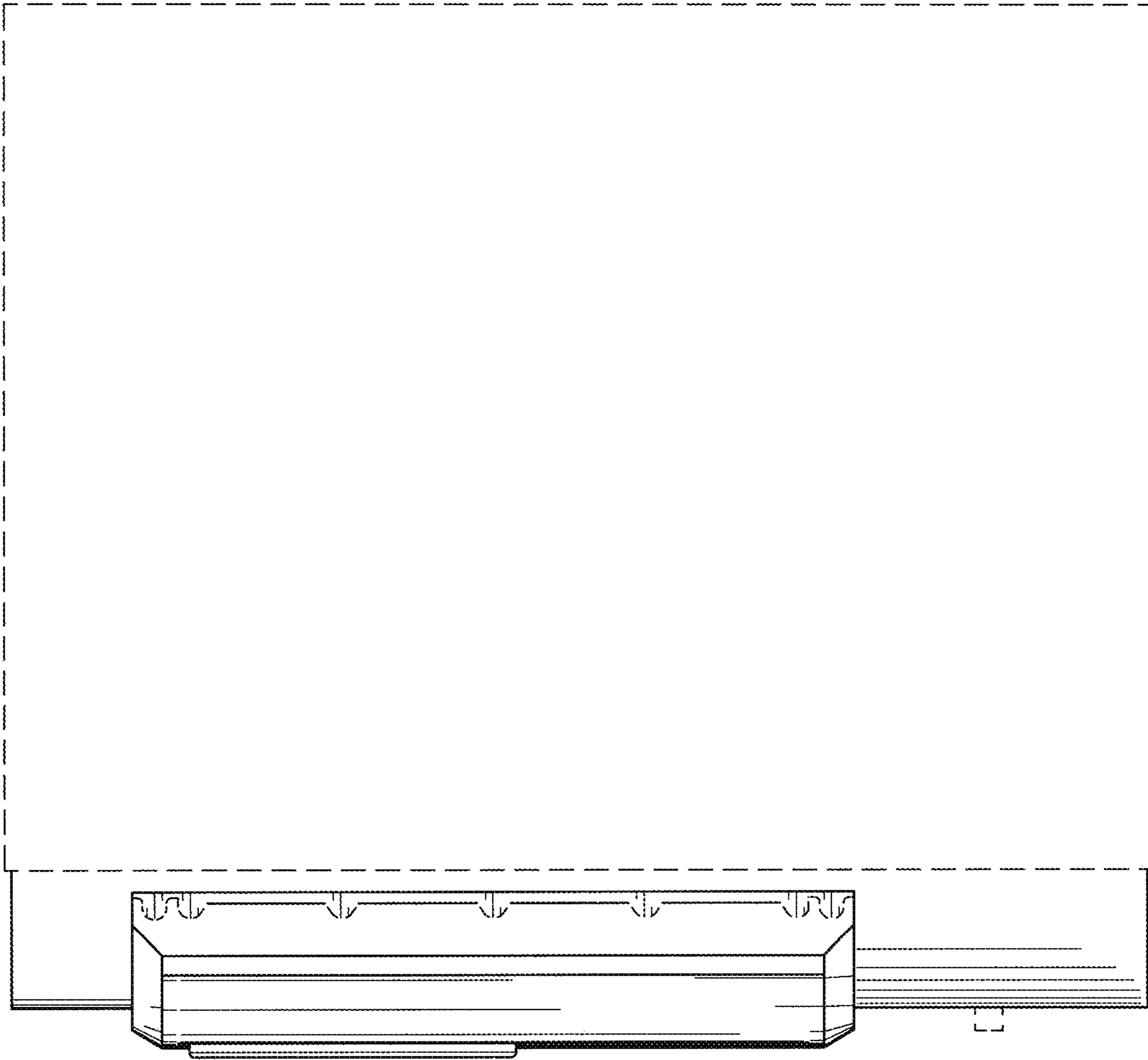


FIG. 4