



US00D878460S

(12) **United States Design Patent** (10) **Patent No.:** **US D878,460 S**  
**Harguth et al.** (45) **Date of Patent:** **\*\* Mar. 17, 2020**

- (54) **FRAME FOR EDUCATIONAL AID**
- (71) Applicant: **The Prophet Corporation**, Owatonna, MN (US)
- (72) Inventors: **Alison Marie Harguth**, Owatonna, MN (US); **Jason Butler Koberstine**, Apple Valley, MN (US)
- (73) Assignee: **The Prophet Corporation**, Owatonna, MN (US)
- (\*\*) Term: **15 Years**
- (21) Appl. No.: **29/670,575**
- (22) Filed: **Nov. 16, 2018**
- (51) **LOC (12) Cl.** ..... **19-07**
- (52) **U.S. Cl.**  
 USPC ..... **D19/64**; D21/691; D21/826
- (58) **Field of Classification Search**  
 USPC ..... D19/59-64; D21/691, 686, 826  
 CPC ..... G06N 99/005; G09B 23/06; G09B 23/04;  
 G09B 19/00
- See application file for complete search history.

(56) **References Cited**

**U.S. PATENT DOCUMENTS**

D135,935 S \* 7/1943 Miller ..... D21/826  
 D173,173 S \* 10/1954 Rink ..... D21/691  
 3,113,400 A \* 12/1963 Emond ..... A01G 9/12  
 47/45  
 D233,849 S \* 12/1974 Cohen ..... D21/399  
 4,278,250 A \* 7/1981 Baynes ..... A63B 17/00  
 482/34  
 4,285,163 A \* 8/1981 Booker, Jr. .... A01G 9/12  
 211/195  
 D318,689 S \* 7/1991 Watkins ..... D19/64  
 D407,787 S \* 4/1999 Osburne ..... D21/826  
 D433,060 S \* 10/2000 Davies ..... D19/112

6,413,004 B1 \* 7/2002 Lin ..... B25B 7/02  
 403/171  
 D566,767 S \* 4/2008 Urdarevik ..... D19/62  
 D636,038 S \* 4/2011 Henniger ..... D21/691  
 D686,287 S \* 7/2013 Boatwright ..... D21/686

**FOREIGN PATENT DOCUMENTS**

CA 2873777 A1 \* 10/2016 ..... A63H 33/10  
 DE 29713512 U1 \* 9/1997 ..... G09B 23/04

**OTHER PUBLICATIONS**

STEM Supplies. Link: <https://www.stemsupplies.com/engineering/simple-and-complex-machines/learninglauncher-catapult-set>. Visited Sep. 5, 2019. LearnLauncher Catapult Set. (Year: 2019).\*

\* cited by examiner

*Primary Examiner* — Susan Bennett Hattan

*Assistant Examiner* — Lauren D McVey

(74) *Attorney, Agent, or Firm* — Merchant & Gould P.C.

(57) **CLAIM**

The ornamental design for an frame for educational aid, as shown and described.

**DESCRIPTION**

FIG. 1 is a top perspective view of a frame for educational aid, showing our new design;  
 FIG. 2 is a bottom perspective view thereof;  
 FIG. 3 is a front view thereof;  
 FIG. 4 is a rear view thereof;  
 FIG. 5 is a right side view thereof;  
 FIG. 6 is a left side view thereof;  
 FIG. 7 is a top plan view thereof; and,  
 FIG. 8 is a bottom plan view thereof.

The broken lines immediately adjacent to the claim depict the bounds of the claimed design, while all other evenly spaced broken lines and all dot-dash broken lines are directed to environment. The broken lines form no part of the claimed design.

**1 Claim, 8 Drawing Sheets**

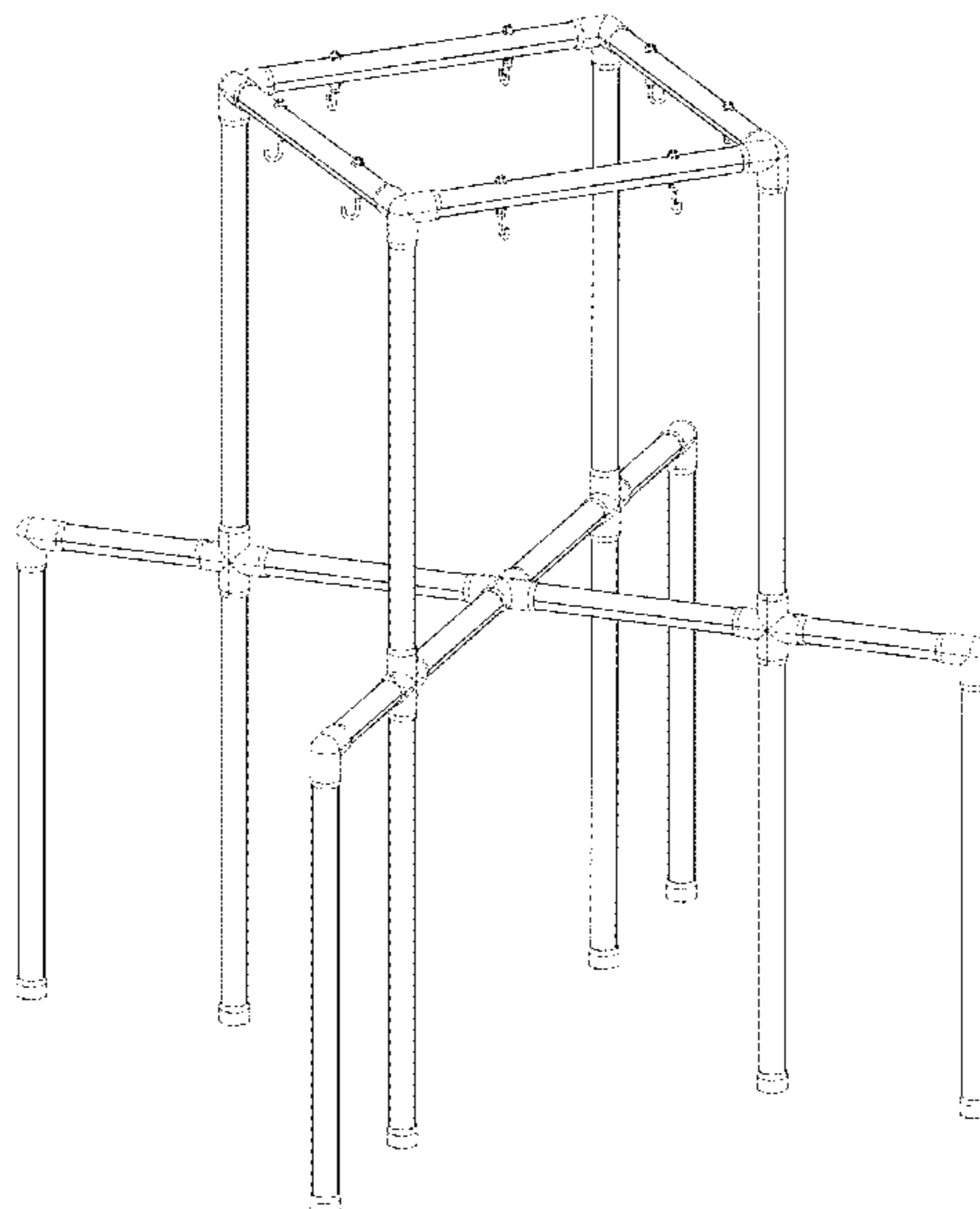


FIG. 1

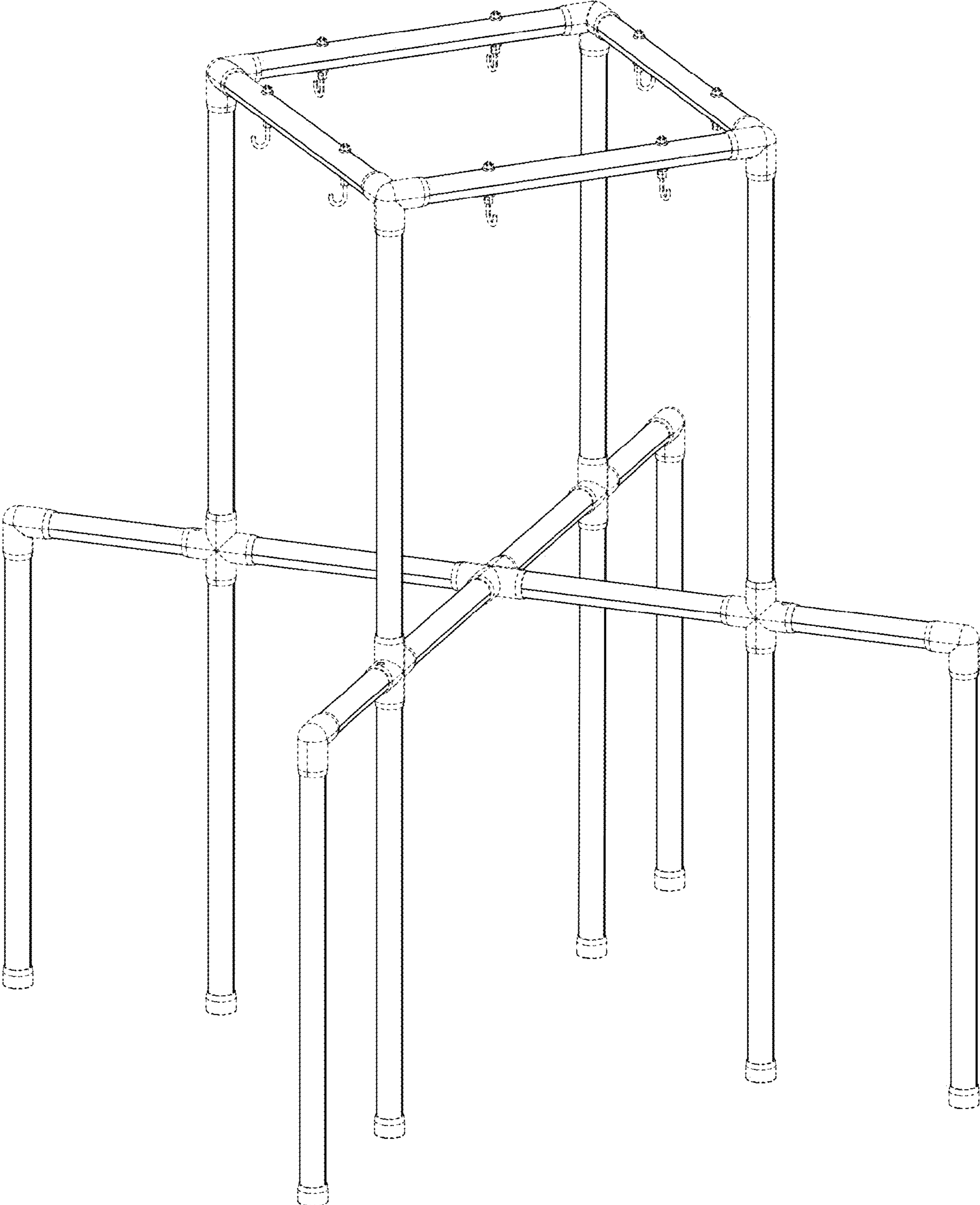


FIG. 2

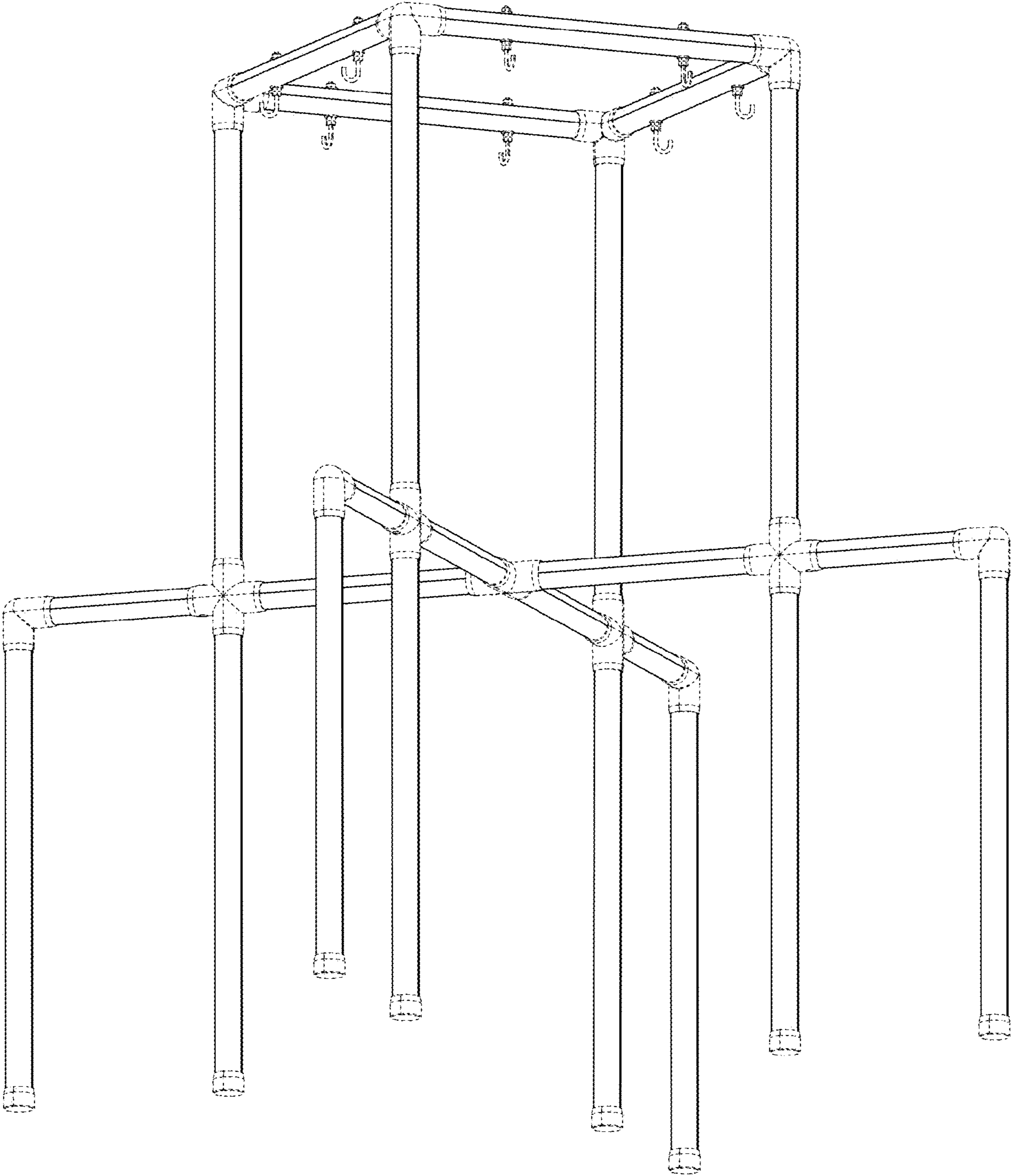


FIG. 3




FIG. 4




FIG. 5




FIG. 6

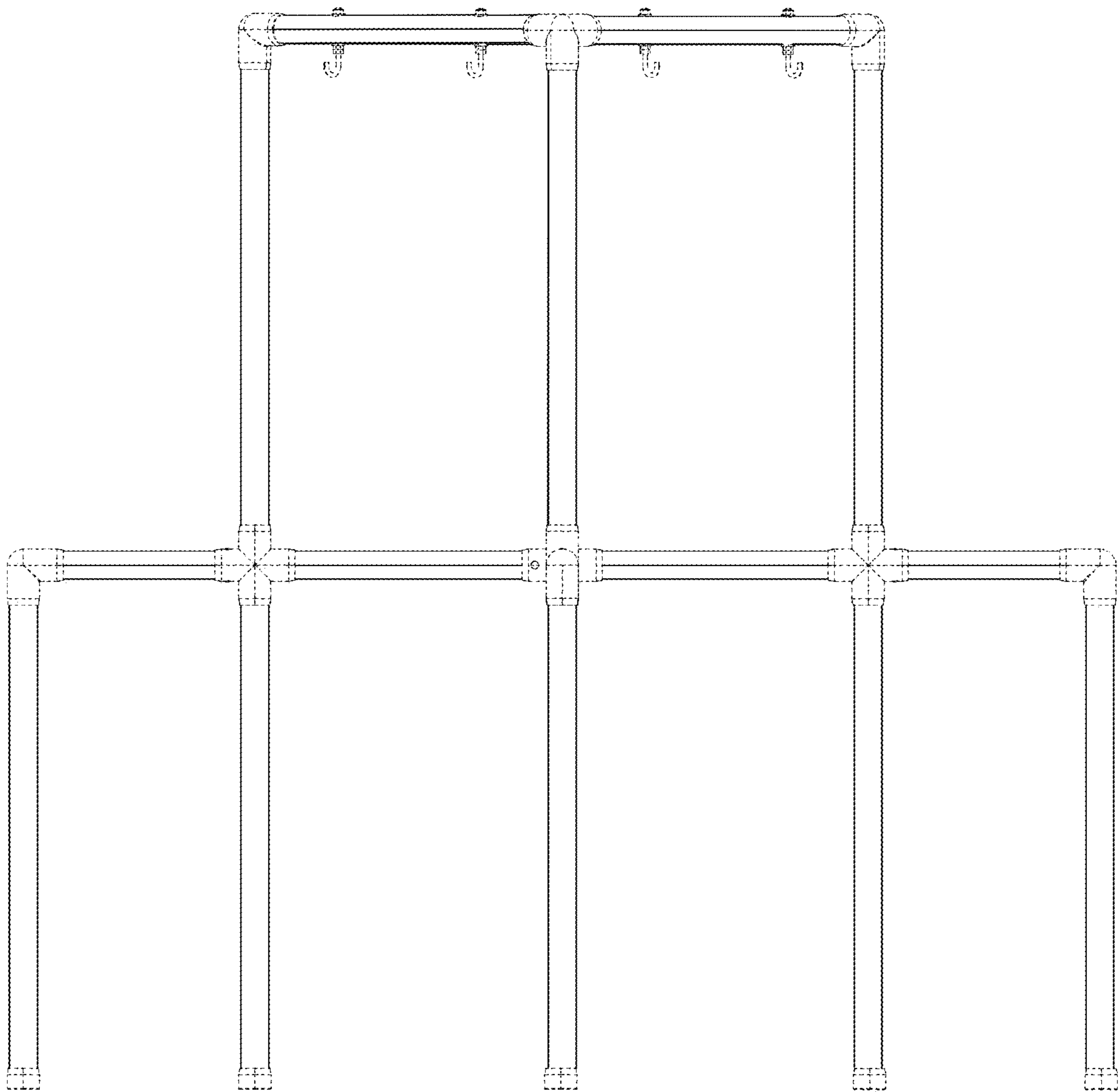


FIG. 7

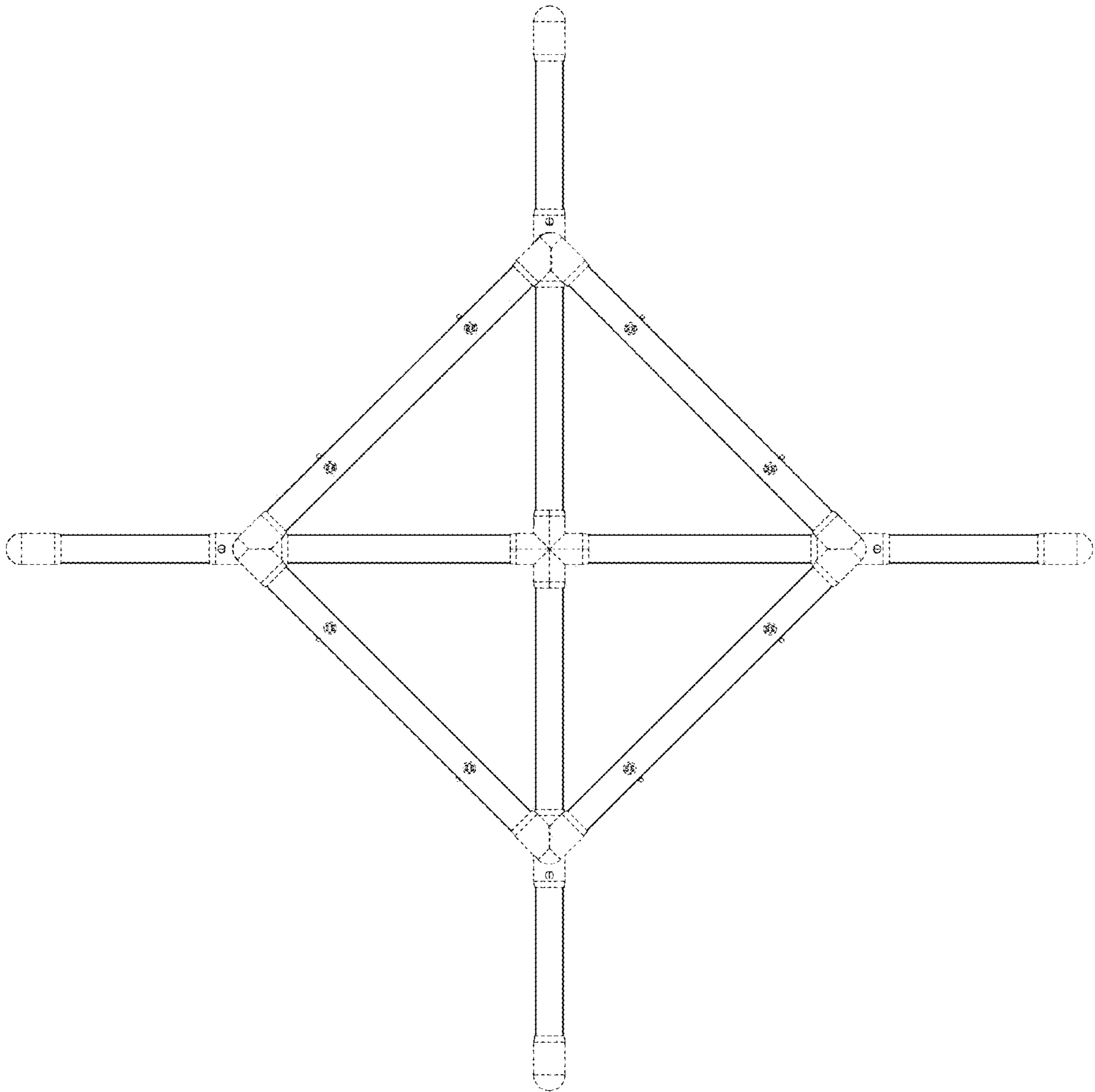




FIG. 8

