



US00D878441S

(12) **United States Design Patent**
Hayashi

(10) **Patent No.:** **US D878,441 S**
(45) **Date of Patent:** **** Mar. 17, 2020**

(54) **SELF-PROPELLED ROBOT AND/OR
REPLICA THEREOF**

(71) Applicant: **HONDA MOTOR CO., LTD.**, Tokyo
(JP)

(72) Inventor: **Satoshi Hayashi**, Wako (JP)

(73) Assignee: **HONDA MOTOR CO., LTD.**, Tokyo
(JP)

(**) Term: **15 Years**

(21) Appl. No.: **29/649,796**

(22) Filed: **Jun. 1, 2018**

(30) **Foreign Application Priority Data**

Dec. 6, 2017 (JP) 2017-027277

(51) **LOC (12) Cl.** **15-99**

(52) **U.S. Cl.**
USPC **D15/199**

(58) **Field of Classification Search**
USPC D15/199; D21/578-583, 621, 622
CPC B25J 5/007; B60B 19/006; B62D 57/024;
H01F 7/0221; Y10S 901/01
See application file for complete search history.

(56) **References Cited**

U.S. PATENT DOCUMENTS

D549,756 S *	8/2007	Park	D15/199
D614,251 S *	4/2010	Chung	D15/199
D635,603 S *	4/2011	Paz Rodriguez	D15/199
D672,408 S *	12/2012	Ohler	D15/199
D685,438 S *	7/2013	Fan	D15/199
D710,953 S *	8/2014	Katsutani	D15/199
D766,644 S *	9/2016	Huang	D15/199
D793,145 S *	8/2017	Huang	D15/199
D809,040 S *	1/2018	Webb, II	D15/199
D811,458 S *	2/2018	Wang	D15/199

D813,281 S *	3/2018	Kittmann	D15/199
D817,374 S *	5/2018	Liu	D15/199
D817,375 S *	5/2018	Deyle	D15/199
D820,334 S *	6/2018	Lee	D15/199
D822,740 S *	7/2018	Tsai	D15/199
D822,770 S *	7/2018	Hsiao	D21/578
D823,367 S *	7/2018	Tsai	D15/199
D823,917 S *	7/2018	Bernazeau	D15/199
D824,442 S *	7/2018	Du	D15/199
D825,010 S *	8/2018	Osentoski	D21/578
D835,693 S *	12/2018	Lee	D15/199
D836,690 S *	12/2018	Kim	D15/199
D837,854 S *	1/2019	Zhou	D15/199
D838,758 S *	1/2019	Kymm	D15/199
D840,618 S *	2/2019	Kim	D32/21
D840,619 S *	2/2019	Kim	D32/21

(Continued)

Primary Examiner — Patricia A Palasik

(74) *Attorney, Agent, or Firm* — Westerman, Hattori,
Daniels & Adrian, LLP

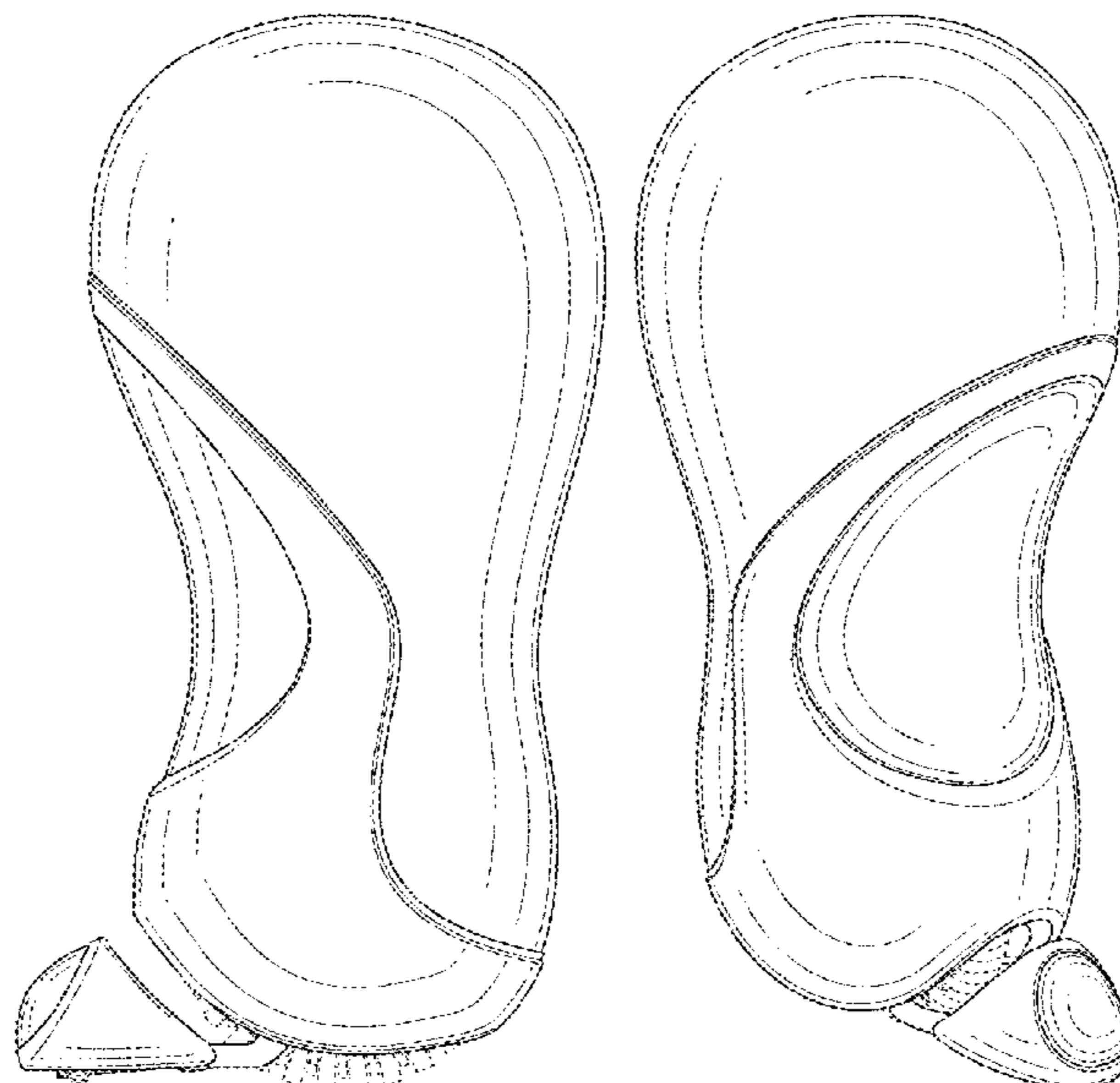
(57) **CLAIM**

The ornamental design for a self-propelled robot and/or replica thereof, as shown and described.

DESCRIPTION

FIG. 1 is a front view of a self-propelled robot and/or replica thereof;
FIG. 2 is a rear view thereof;
FIG. 3 is a plan view thereof;
FIG. 4 is a left side view thereof;
FIG. 5 is a front perspective view as seen from the right side thereof;
FIG. 6 is a rear perspective view as seen from the right side thereof; and,
FIG. 7 is a reference front view projecting a face image onto an upper portion thereof.
The broken lines in the drawings illustrate portions of the self-propelled robot and/or replica thereof that form no part of the claimed design.

1 Claim, 4 Drawing Sheets



(56)

References Cited

U.S. PATENT DOCUMENTS

D840,620	S	*	2/2019	Kim	D32/21
D843,498	S	*	3/2019	Clerc	D21/578
D852,857	S	*	7/2019	He	D15/199
D852,860	S	*	7/2019	Lee	D15/199
D852,861	S	*	7/2019	Lee	D15/199
D862,550	S	*	10/2019	Shu	D15/199
D866,627	S	*	11/2019	Yun	D15/199
2016/0346917	A1	*	12/2016	Ho	B25J 9/161
2017/0136631	A1	*	5/2017	Li	B25J 19/005

* cited by examiner

FIG. 1

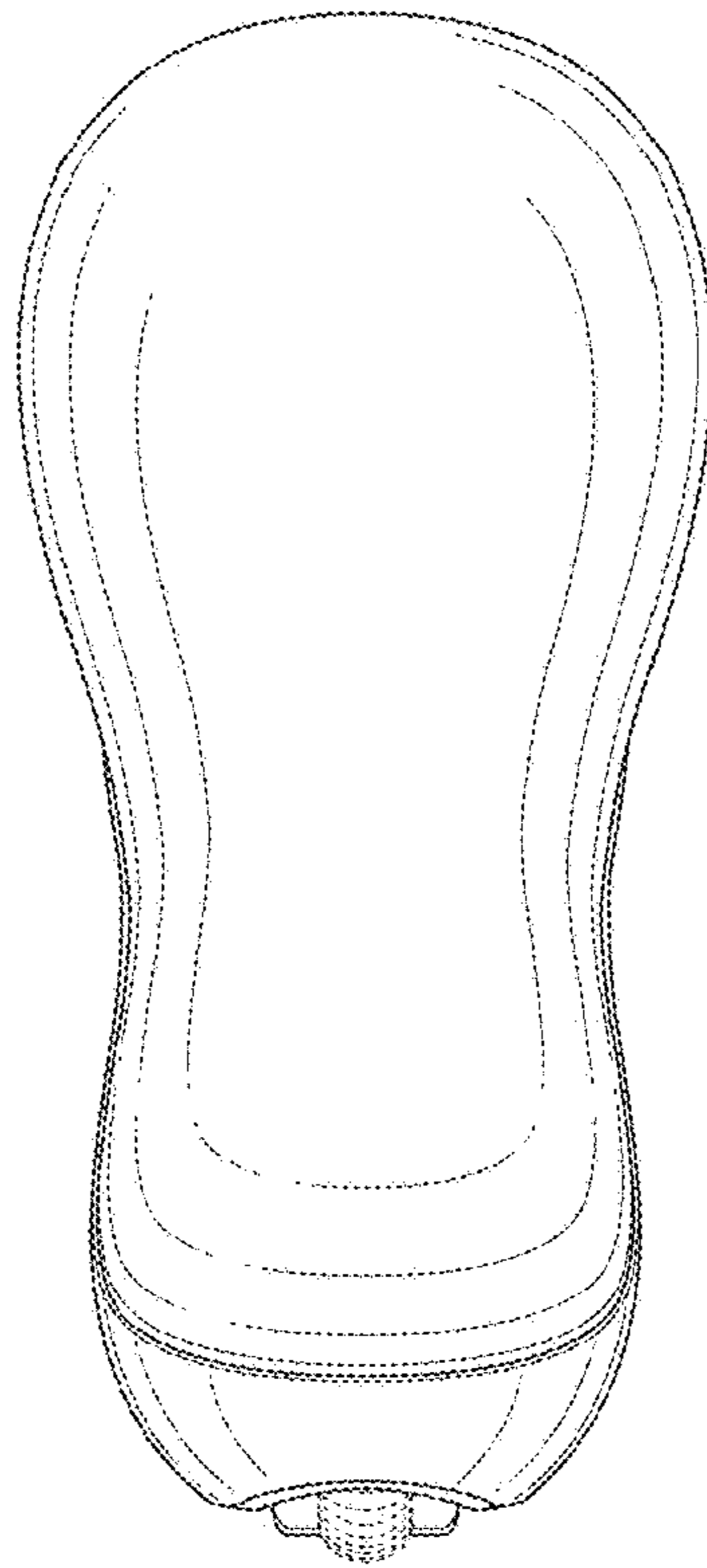


FIG. 2

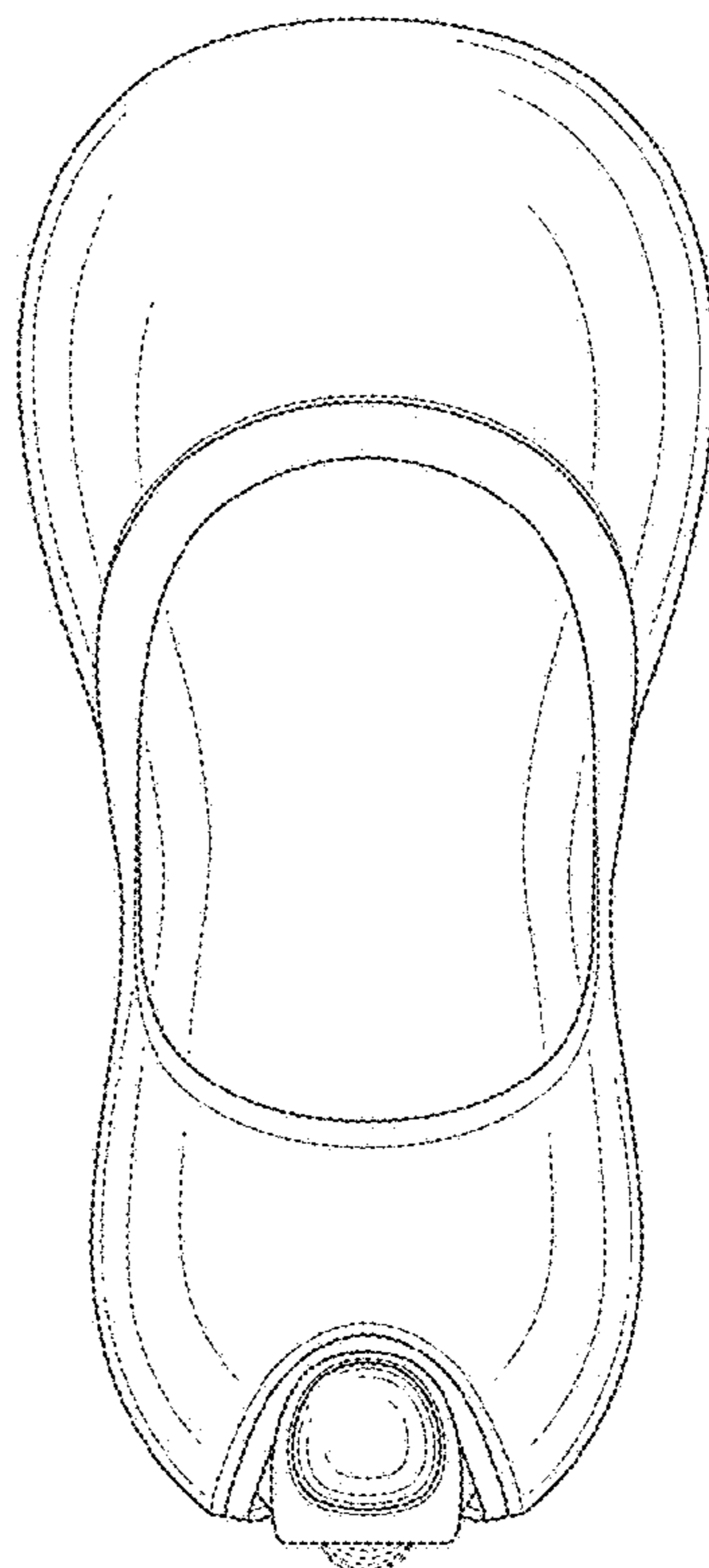


FIG.3

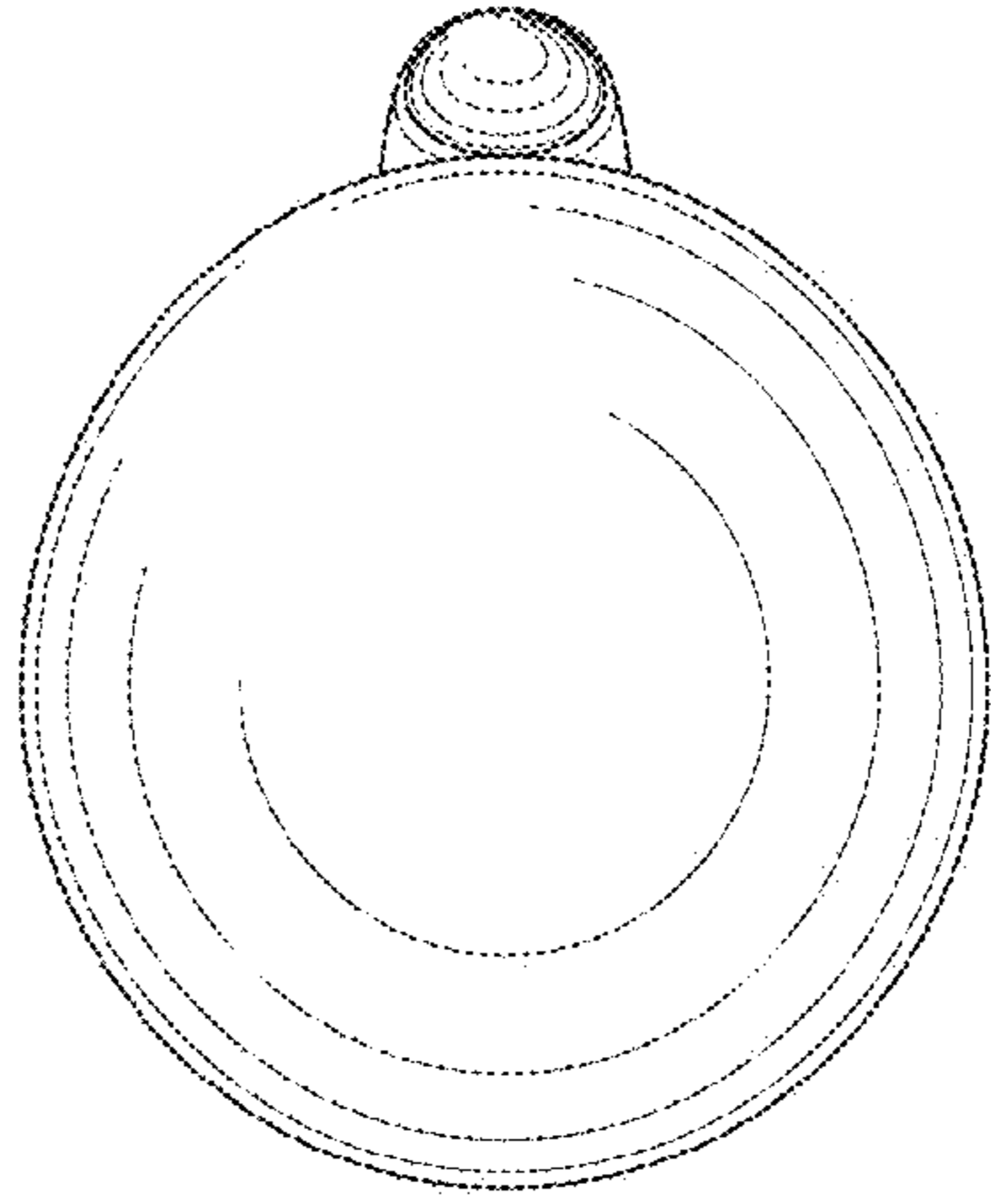


FIG.4

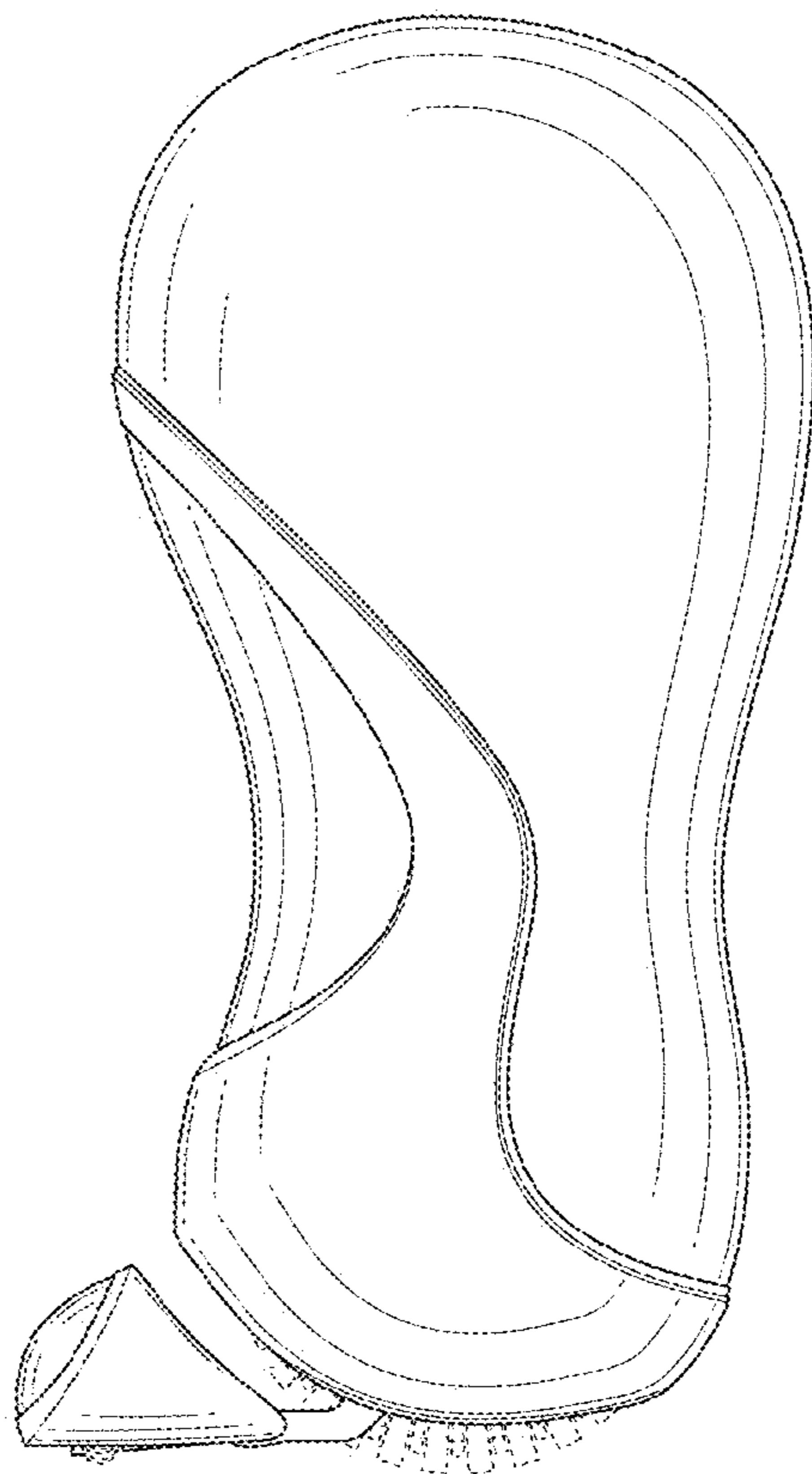


FIG.5

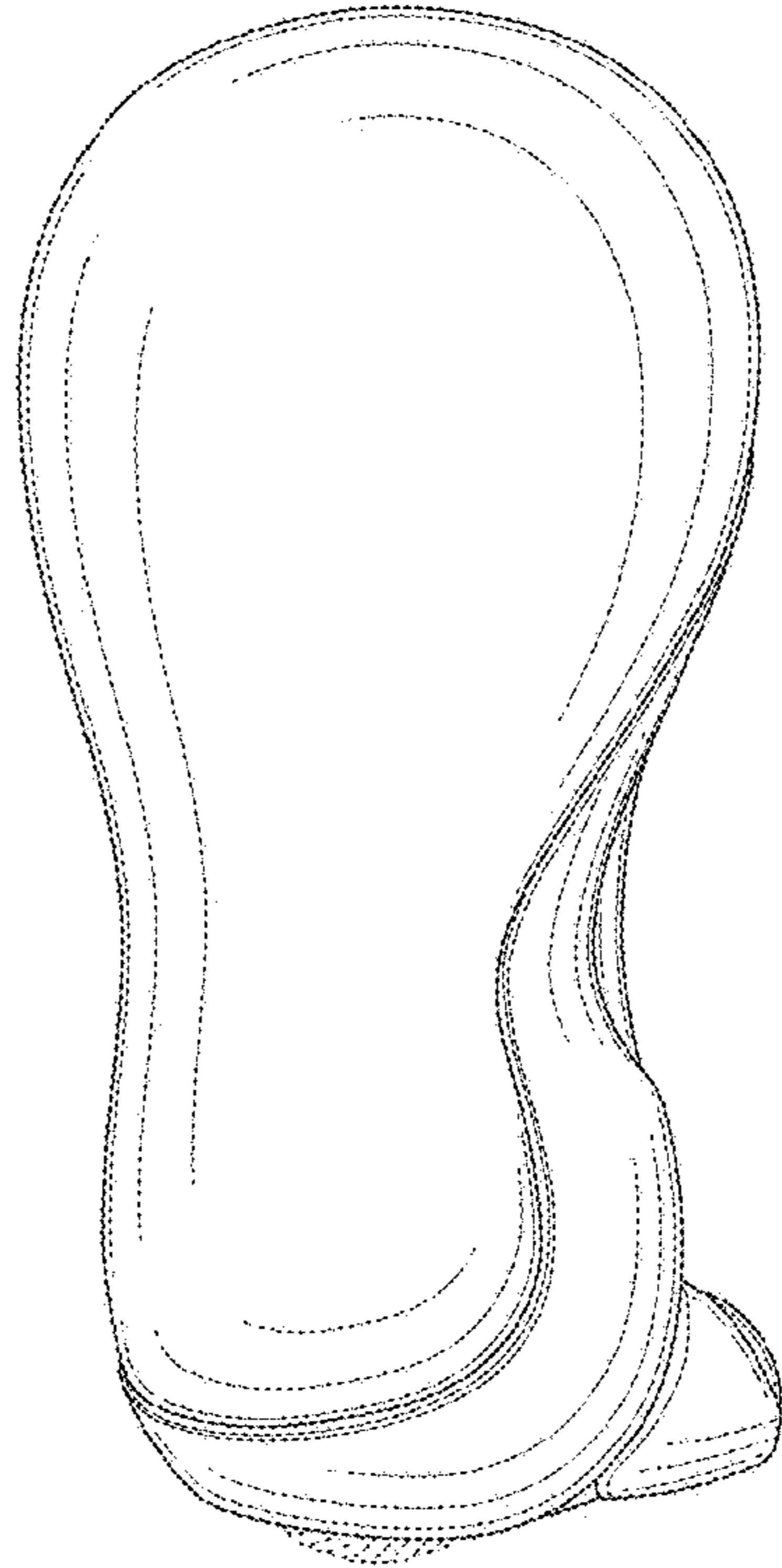


FIG.6

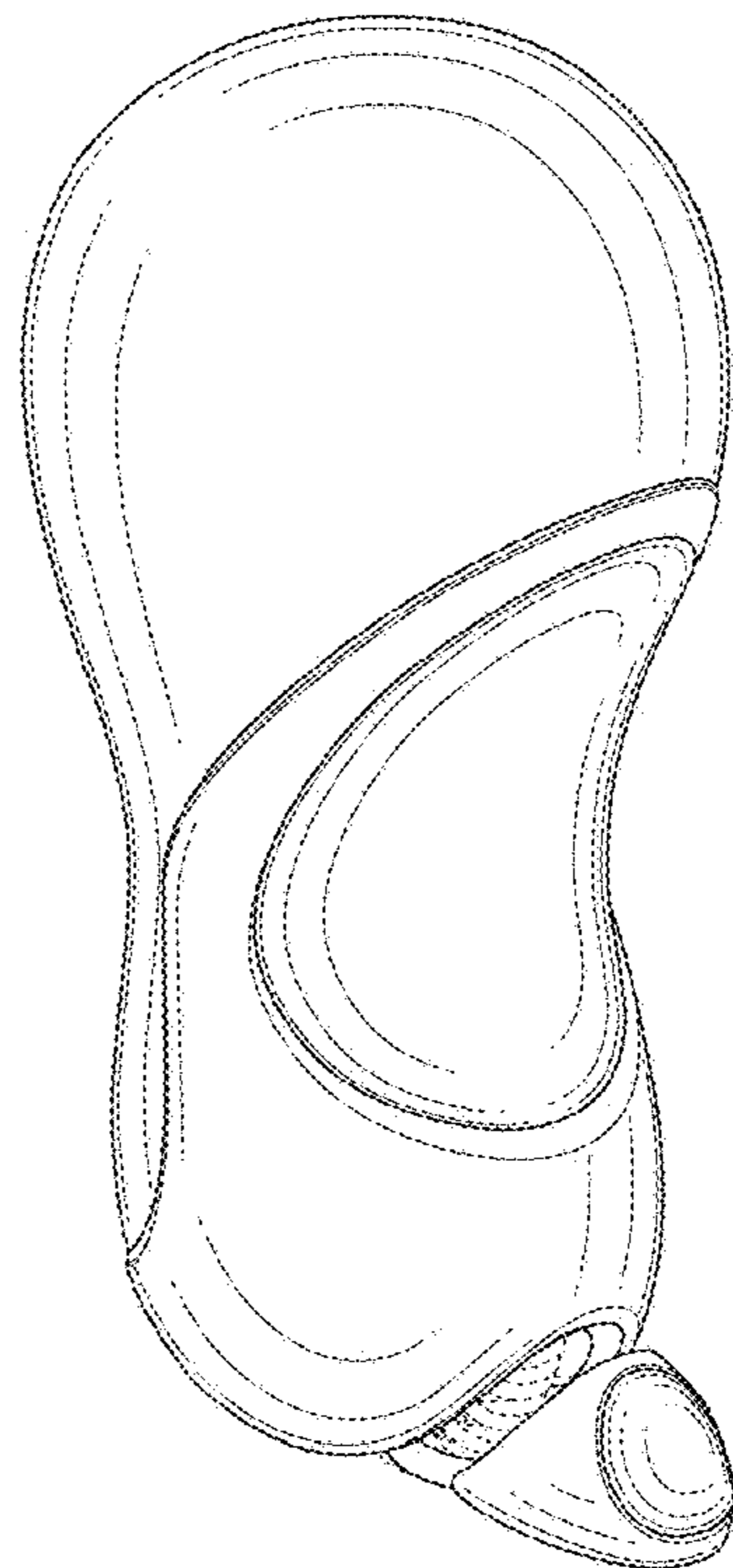


FIG. 7

