



US00D878430S

(12) **United States Design Patent** (10) **Patent No.:** **US D878,430 S**
Bruce (45) **Date of Patent:** **** Mar. 17, 2020**

(54) COULTER BLADE	3,213,514 A * 10/1965 James	A01B 23/06 172/555
(71) Applicant: Douglas G. Bruce , West Des Moines, IA (US)	5,649,602 A * 7/1997 Bruce	A01B 15/18 172/518
	5,957,217 A * 9/1999 Gunnink	A01B 35/16 172/166
(72) Inventor: Douglas G. Bruce , West Des Moines, IA (US)	D467,944 S * 12/2002 Stark	D15/29
	D594,039 S * 6/2009 Wilson	D15/133
	D599,384 S * 9/2009 Wilson	D15/133
(73) Assignee: OSMUNDSON MFG. CO. , Perry, IA (US)	D693,377 S * 11/2013 Bruce	D15/11
	D796,559 S * 9/2017 Bruce	D15/17
(**) Term: 15 Years	2002/0108764 A1 * 8/2002 Bruce	A01B 23/06 172/604
(21) Appl. No.: 29/634,847	2011/0162856 A1 * 7/2011 Bruce	A01B 23/06 172/604
(22) Filed: Jan. 25, 2018	2015/0034344 A1 * 2/2015 Bruce	B24B 3/466 172/604
	2016/0000001 A1 * 1/2016 Bruce	A01B 15/16 172/604
	2018/0235138 A1 * 8/2018 Bulizuik	A01B 15/18

Related U.S. Application Data

- (63) Continuation of application No. 14/324,451, filed on Jul. 7, 2014.
- (51) **LOC (12) Cl.** **15-03**
- (52) **U.S. Cl.**
USPC **D15/29**
- (58) **Field of Classification Search**
USPC D15/28, 29, 11, 21, 27, 17; D8/16, 19, D8/20, 95, 96, 99
CPC A01B 7/00; A01B 21/00; A01B 21/08; A01B 21/086; A01B 23/00; A01B 23/06; A01B 15/16; A01B 15/18; A01B 71/04; A01C 5/064
- See application file for complete search history.

References Cited

U.S. PATENT DOCUMENTS

2,697,903 A * 12/1954 McKay	A01B 21/08 172/184
2,785,619 A * 3/1957 Kirkpatrick	A01B 21/086 172/186

* cited by examiner

Primary Examiner — Sandra S Snapp
Assistant Examiner — Ieisha N Price
(74) *Attorney, Agent, or Firm* — Jordan Meggison-Decker; BrownWinick Law Firm

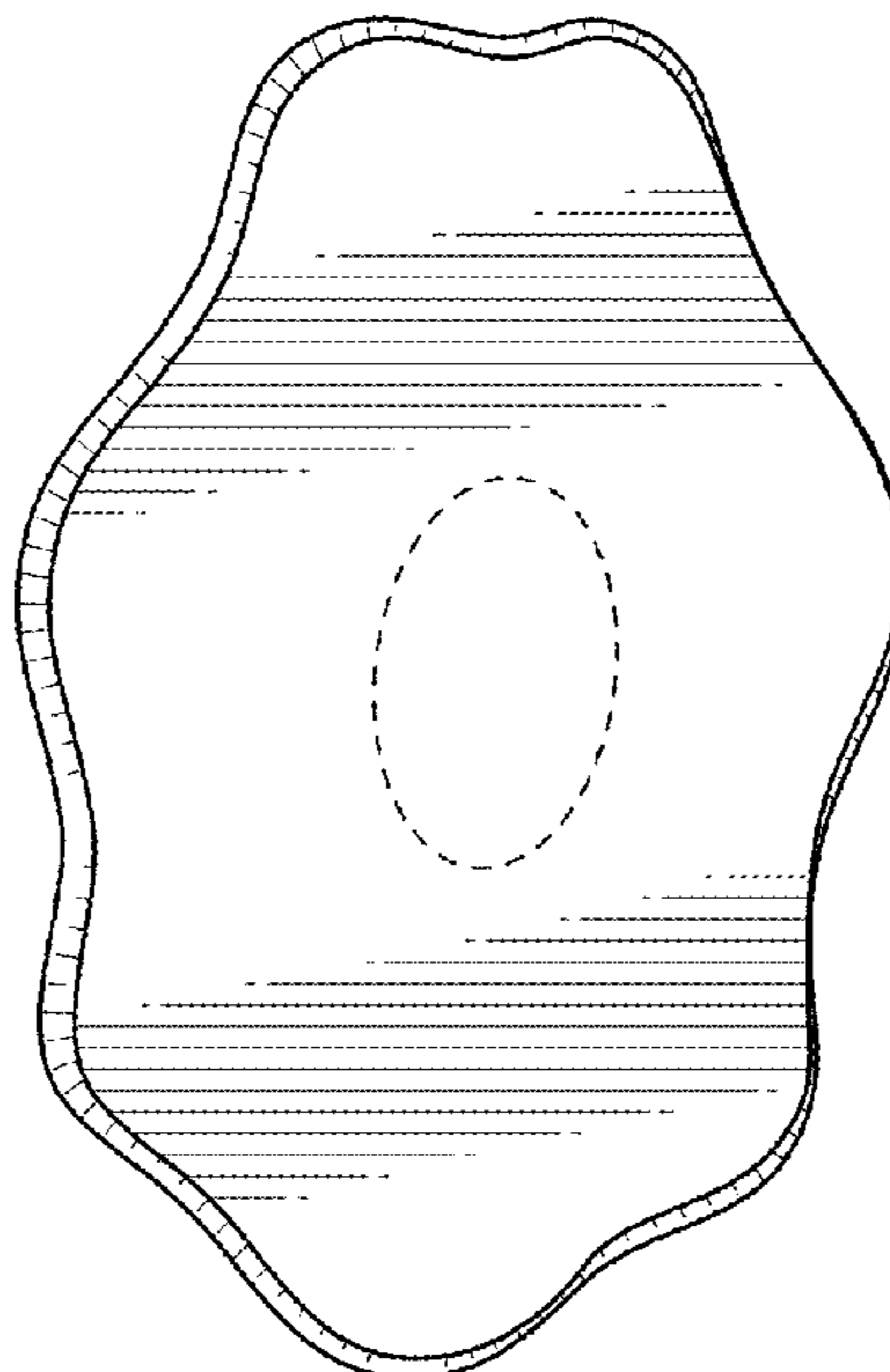
(57) **CLAIM**

The ornamental design for a coulter blade, as shown and described.

DESCRIPTION

FIG. 1 is a perspective view of an coulter blade showing my new design;
FIG. 2 is a front elevational view thereof;
FIG. 3 is a rear elevational view thereof; and,
FIG. 4 is a right side elevational view thereof.
The broken lines in the drawings illustrate portions of the coulter blade and form no part of the claimed design.

1 Claim, 2 Drawing Sheets



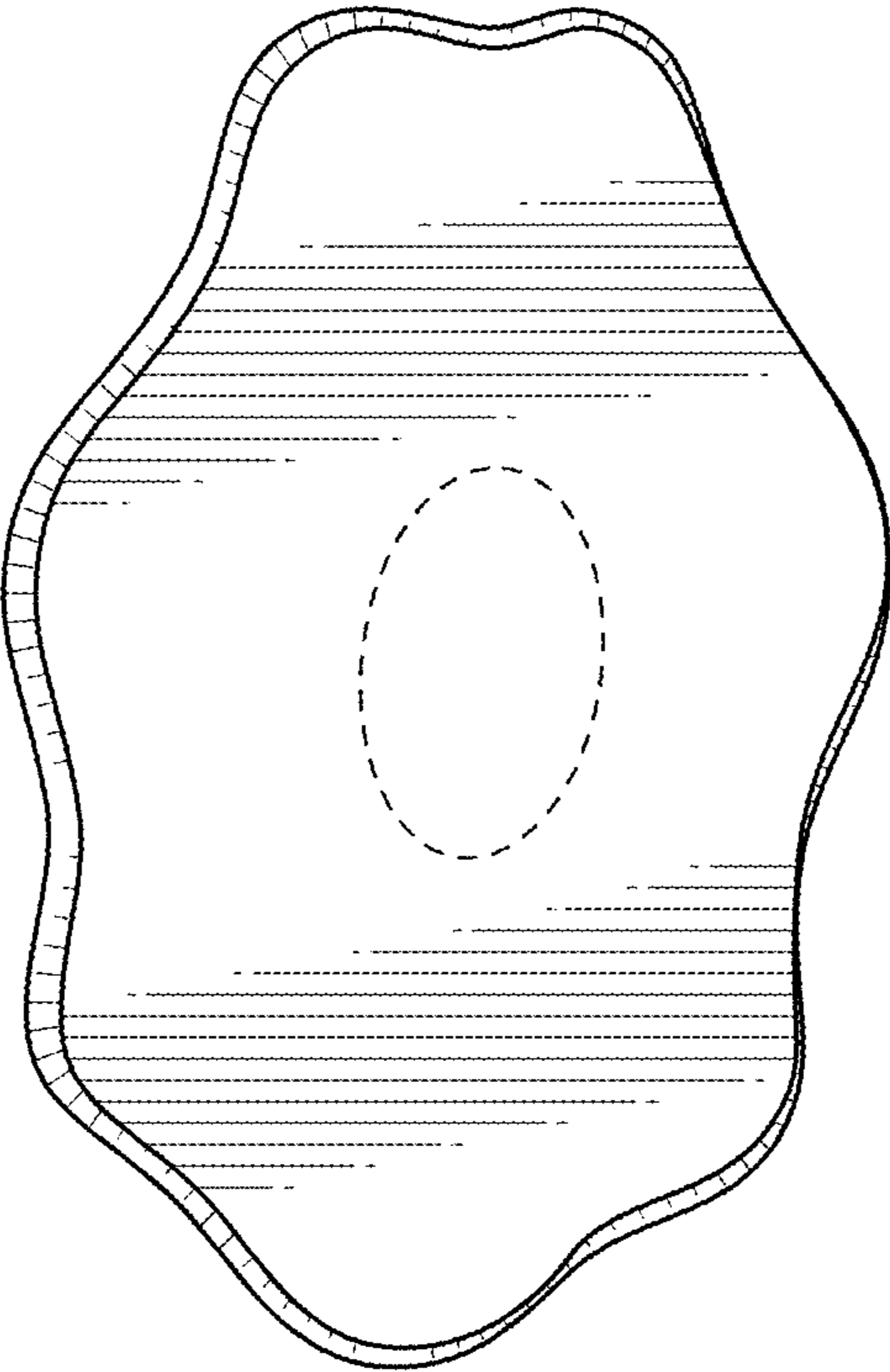


FIG. 1

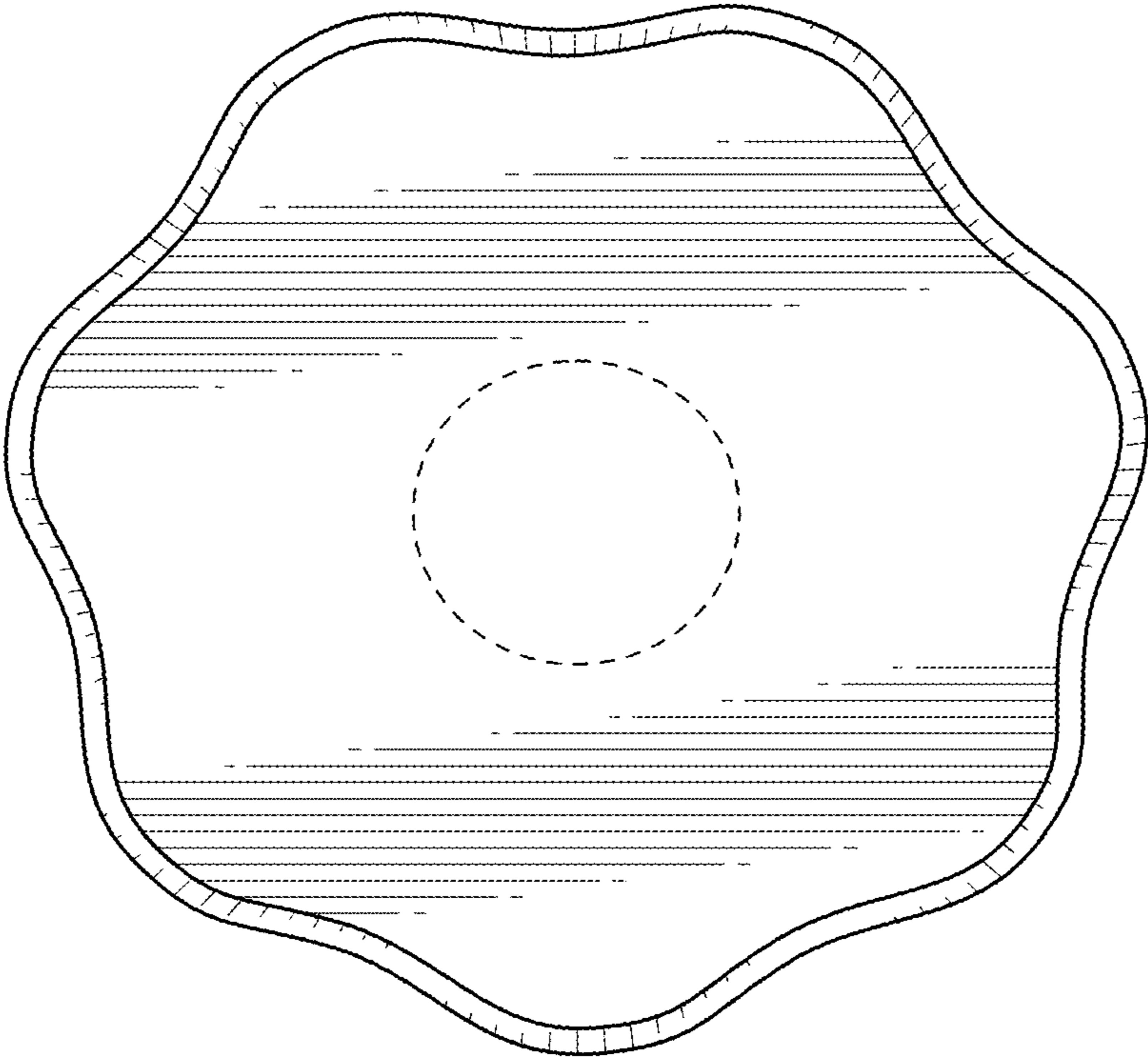


FIG. 2

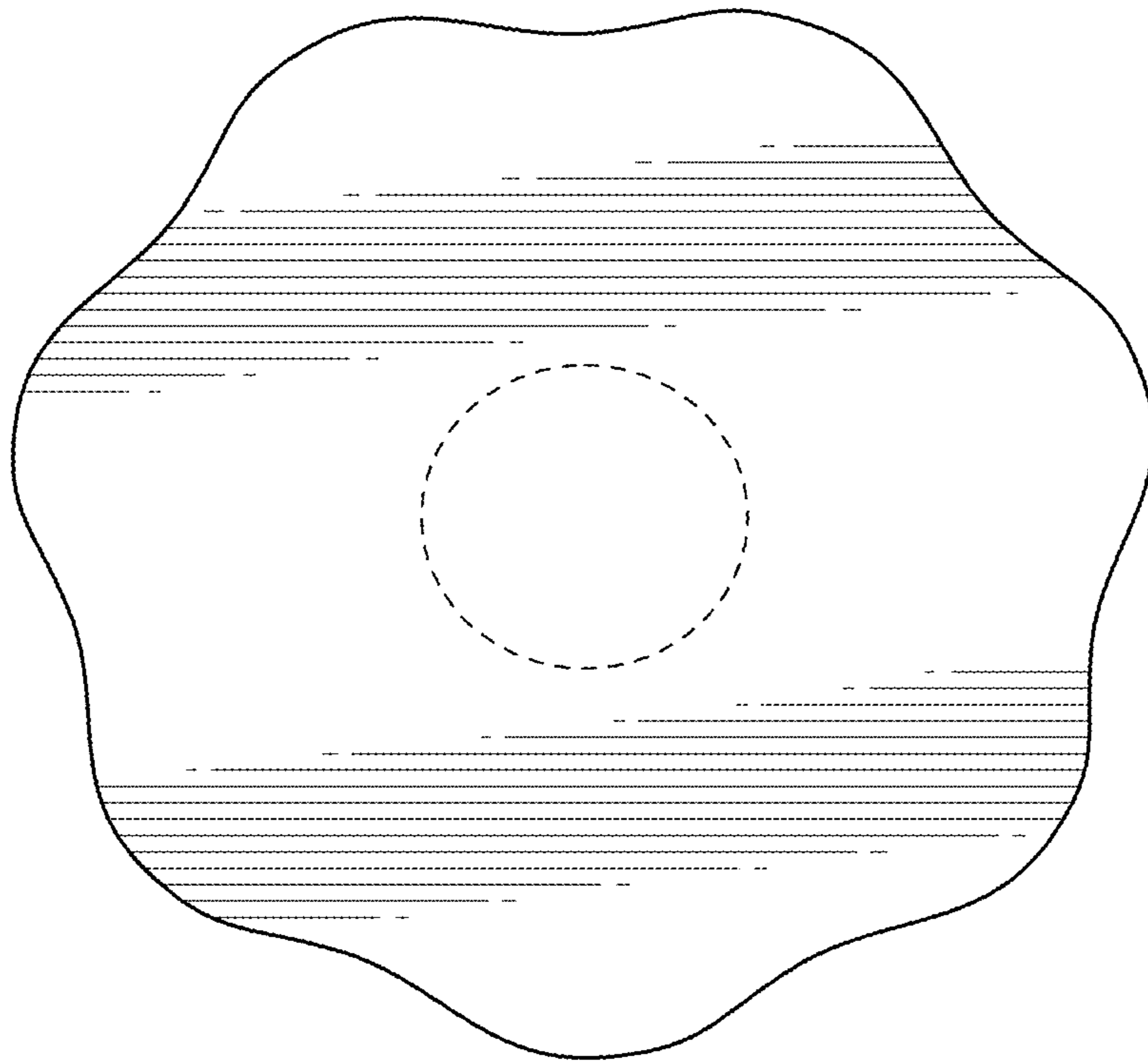


FIG. 3



FIG. 4