

US00D878379S

(12) **United States Design Patent**
Elias et al.

(10) **Patent No.:** **US D878,379 S**
(45) **Date of Patent:** **** *Mar. 17, 2020**

(54) **ELECTRONIC DEVICE MOUNT**
(71) Applicants: **James Harrison Elias**, Rosenheim
(DE); **Eric Johnston**, Marion, NY (US)
(72) Inventors: **James Harrison Elias**, Rosenheim
(DE); **Eric Johnston**, Marion, NY (US)

6,315,120 B1 11/2001 Tally et al.
6,371,345 B1 4/2002 Leyen et al.
6,439,530 B1 8/2002 Schoenfish et al.
7,403,613 B2 7/2008 Liou
D575,289 S * 8/2008 Kuo D14/434
(Continued)

(*) Notice: This patent is subject to a terminal disclaimer.
(**) Term: **15 Years**

FOREIGN PATENT DOCUMENTS
DE 102008061036 6/2010
DE 202011108150 2/2012
(Continued)

(21) Appl. No.: **29/608,468**
(22) Filed: **Jun. 22, 2017**

OTHER PUBLICATIONS
Foba Base Plate for Tripod Heads, https://www.bhphotovideo.com/c/product/17972-REG/Foba_BALGO_Base_Plate.html, Nov. 25, 2008.
(Continued)

Related U.S. Application Data

(63) Continuation-in-part of application No. 29/604,727, filed on May 19, 2017, now Pat. No. Des. 855,620.
(51) **LOC (12) Cl.** **08-07**
(52) **U.S. Cl.**
USPC **D14/447**
(58) **Field of Classification Search**
USPC D14/447, 432, 434, 439, 440, 451, 452, D14/457, 239; D8/363, 373, 380; D6/406.3, 406.4, 406.5, 406.6; D12/415; D16/214, 242, 244, 245
CPC A47B 21/04; A47B 2097/006; A47B 2097/005; A47B 2023/049; A45C 2011/002; A45C 2011/003; F16M 2200/00; F16M 13/00
See application file for complete search history.

Primary Examiner — Angela J Lee
(74) *Attorney, Agent, or Firm* — Michael J. Nickerson; Basch & Nickerson LLP

(57) **CLAIM**

The ornamental design for an electronic device mount, as shown and described.

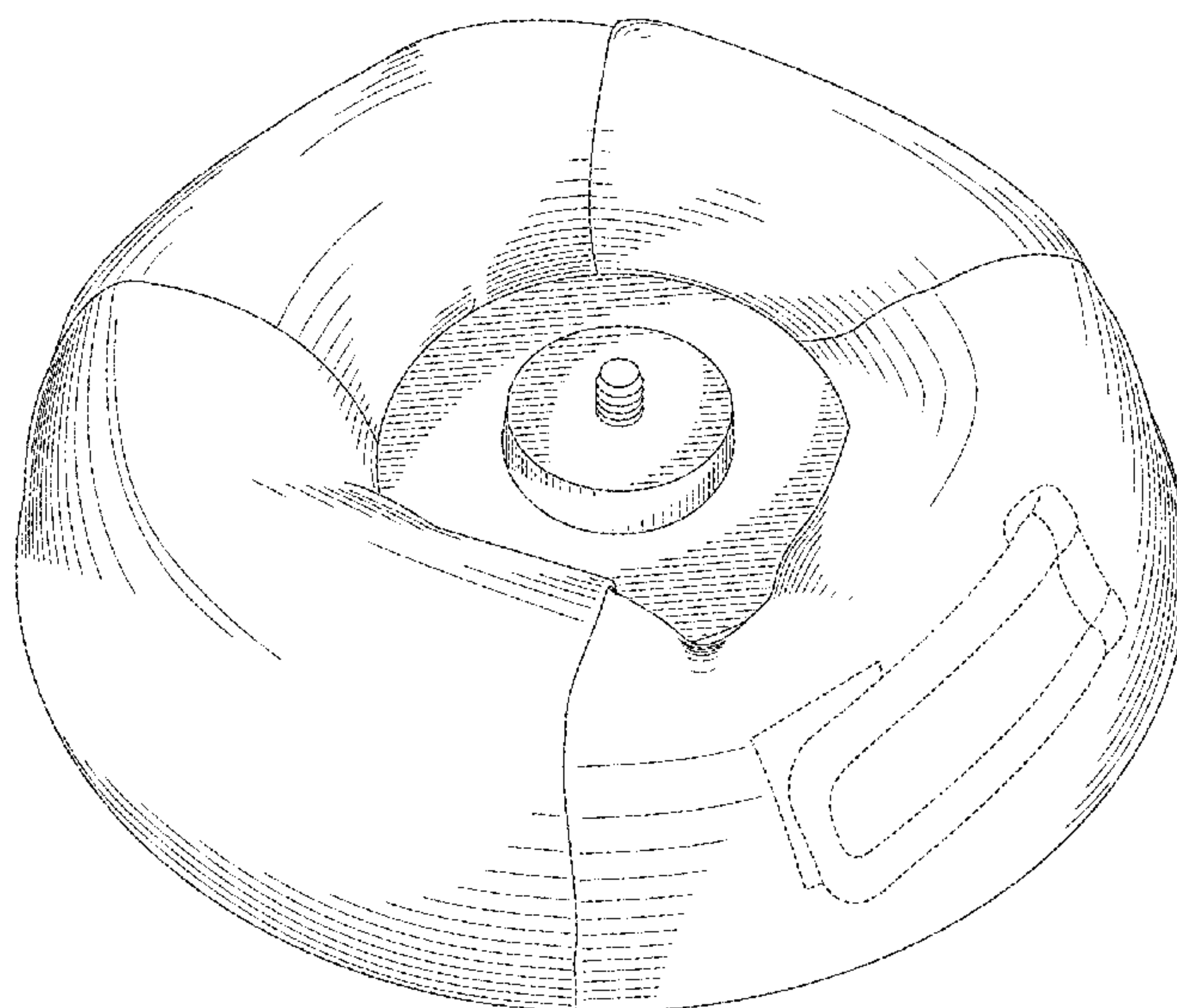
DESCRIPTION

FIG. 1 is a perspective view of the top, front and right sides of an electronic device mount shown in a typical use configuration;
FIG. 2 is a front view of the electronic device mount;
FIG. 3 is a rear view of the electronic device mount;
FIG. 4 is a left side view of the electronic device mount;
FIG. 5 is right side view of the electronic device mount;
FIG. 6 is a top view of the electronic device mount; and,
FIG. 7 is a bottom view of the electronic device mount.
The broken-lines in the above-described figures are for illustrative purposes only, and form no part of the claimed design.

(56) **References Cited**
U.S. PATENT DOCUMENTS

4,355,777 A 10/1982 Greenstreet
4,788,916 A 12/1988 Saxton
D310,677 S 9/1990 Stidham, Jr. et al.
D395,641 S * 6/1998 Gaete D14/447
5,924,661 A 7/1999 Chernack

1 Claim, 5 Drawing Sheets



(56)

References Cited

U.S. PATENT DOCUMENTS

7,682,543 B2 3/2010 Carnevali
 7,690,614 B1 4/2010 Mudd et al.
 7,988,106 B2 8/2011 Carnevali
 7,992,831 B2 8/2011 Fan
 D670,704 S * 11/2012 Barker D14/447
 D688,252 S * 8/2013 Paul D14/205
 8,544,640 B1 10/2013 Hilton
 D703,674 S * 4/2014 Zito D14/447
 D706,333 S * 6/2014 Chun D16/244
 D706,855 S * 6/2014 Matsumoto D16/244
 D719,961 S * 12/2014 Xiang D14/447
 D725,660 S * 3/2015 Trotsky D14/447
 D731,496 S * 6/2015 Voorhees D14/447
 D739,857 S * 9/2015 Lay D10/80
 D748,639 S * 2/2016 Khodapanah D14/447
 D757,835 S 5/2016 Tabuchi
 2003/0102419 A1 6/2003 Carnevali
 2007/0152117 A1 7/2007 Byrd
 2008/0203263 A1 8/2008 Carnevali
 2009/0108166 A1 4/2009 Fan
 2009/0242719 A1 10/2009 Carnevali
 2010/0193649 A1 8/2010 Wieggers
 2010/0287810 A1 11/2010 Kleppe
 2012/0070141 A1 3/2012 Scholz et al.

2012/0255982 A1 10/2012 Craig
 2014/0054426 A1 2/2014 Burns
 2014/0325818 A1 11/2014 Mayfield

FOREIGN PATENT DOCUMENTS

EP 2520845 12/2013
 EP 1491986 12/2014
 GB 622680 5/1949
 GB 2432223 6/2007
 GB 2457440 8/2009
 GB 2472820 2/2011
 WO WO199811380 3/1998
 WO WO200061336 10/2000
 WO WO2007077430 7/2007
 WO WO2007086089 8/2007

OTHER PUBLICATIONS

Manfrotto 241 B Pump Cup with Flat Base—for Lightweight Equipment, <https://www.bhphotovideo.com> (review dated Dec. 10, 2016).
 Panavise NoSKID DashMount—Weighted Dashboard Mount, <https://www.bhphotovideo.com> (review dated Aug. 3, 2016).
 Ecklasphere Swing Tripod, <http://www.eckla.de/en/ecklasphere-swing-tripod.html>, (www.archive.org date of Dec. 13, 2016).

* cited by examiner

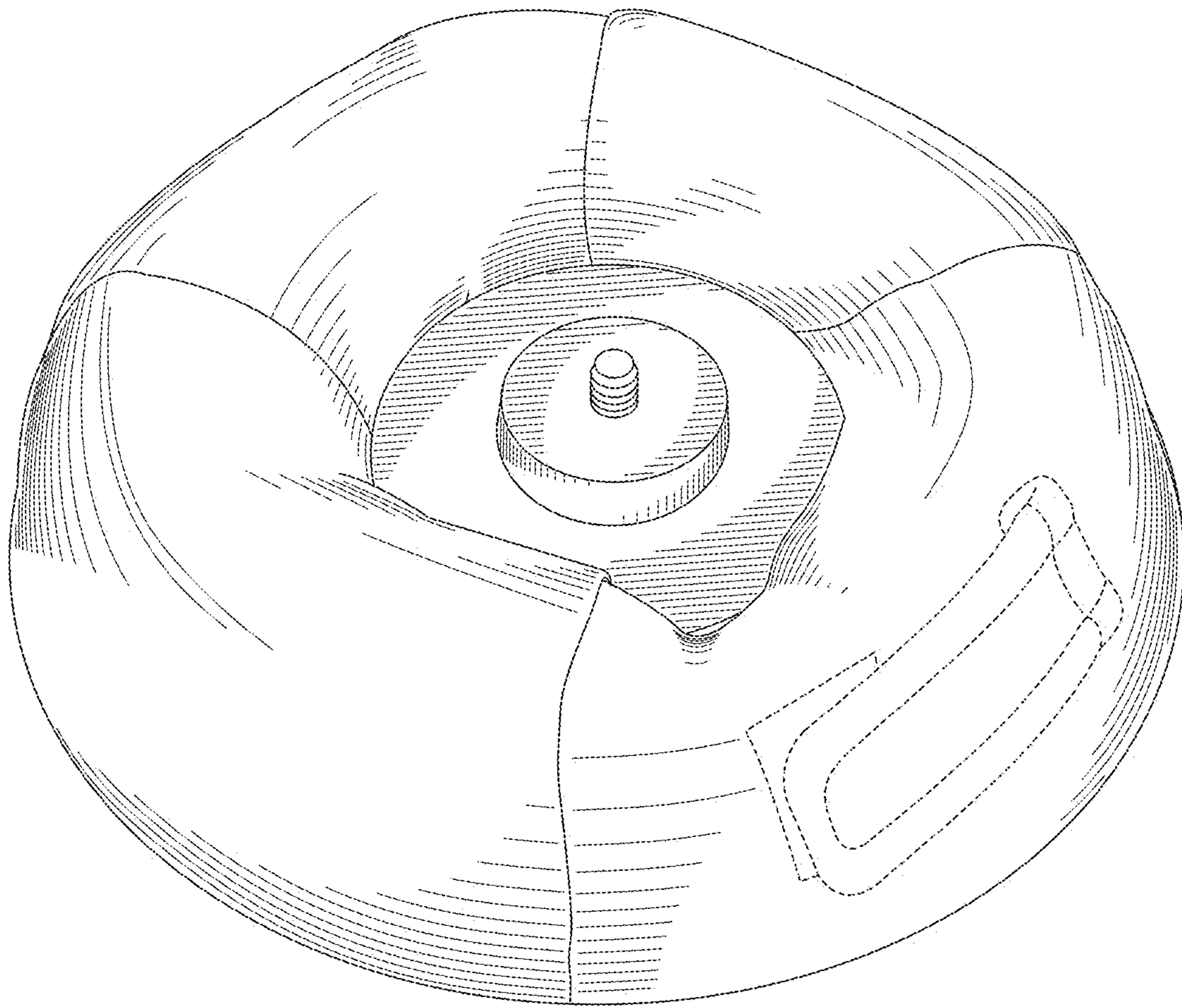


FIG. 1

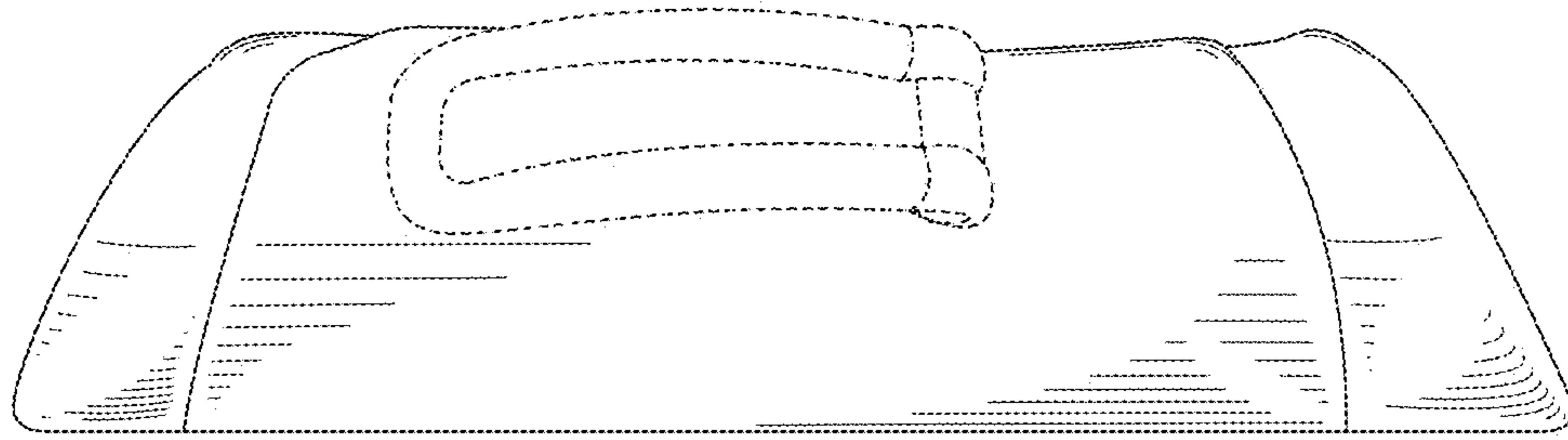


FIG. 2




FIG. 3

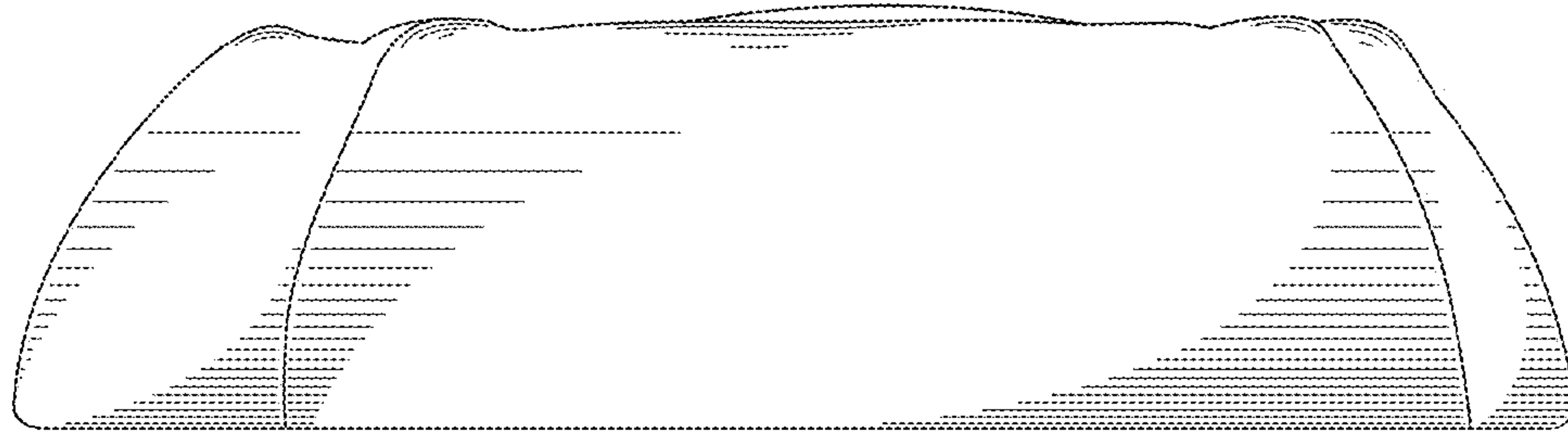


FIG. 4

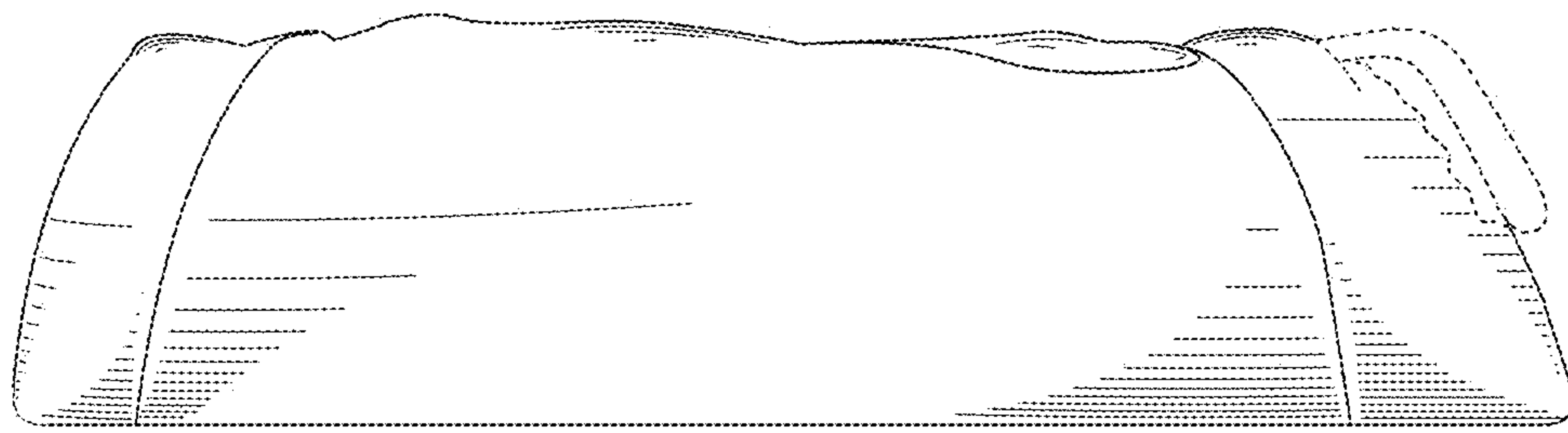


FIG. 5

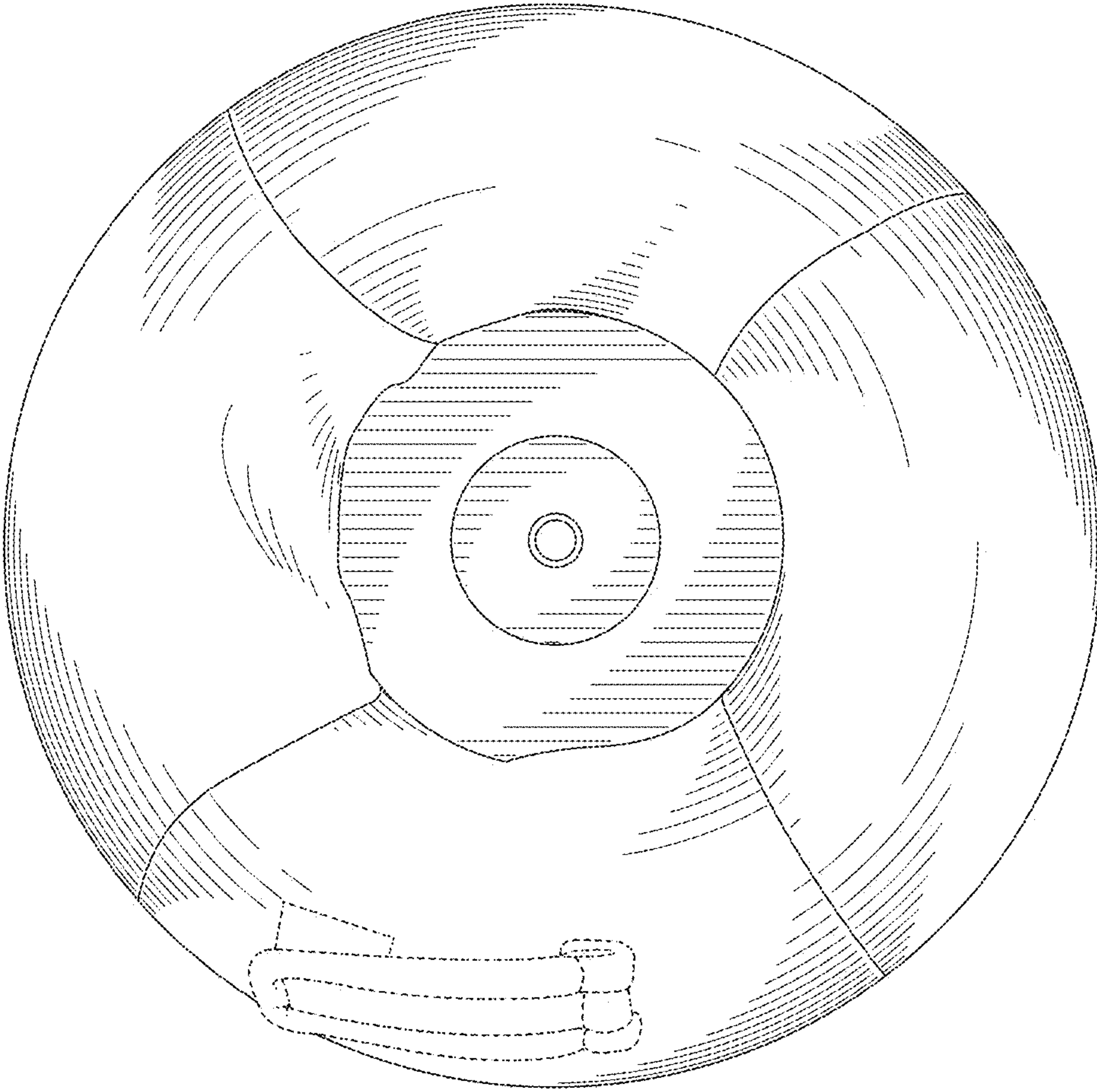


FIG. 6

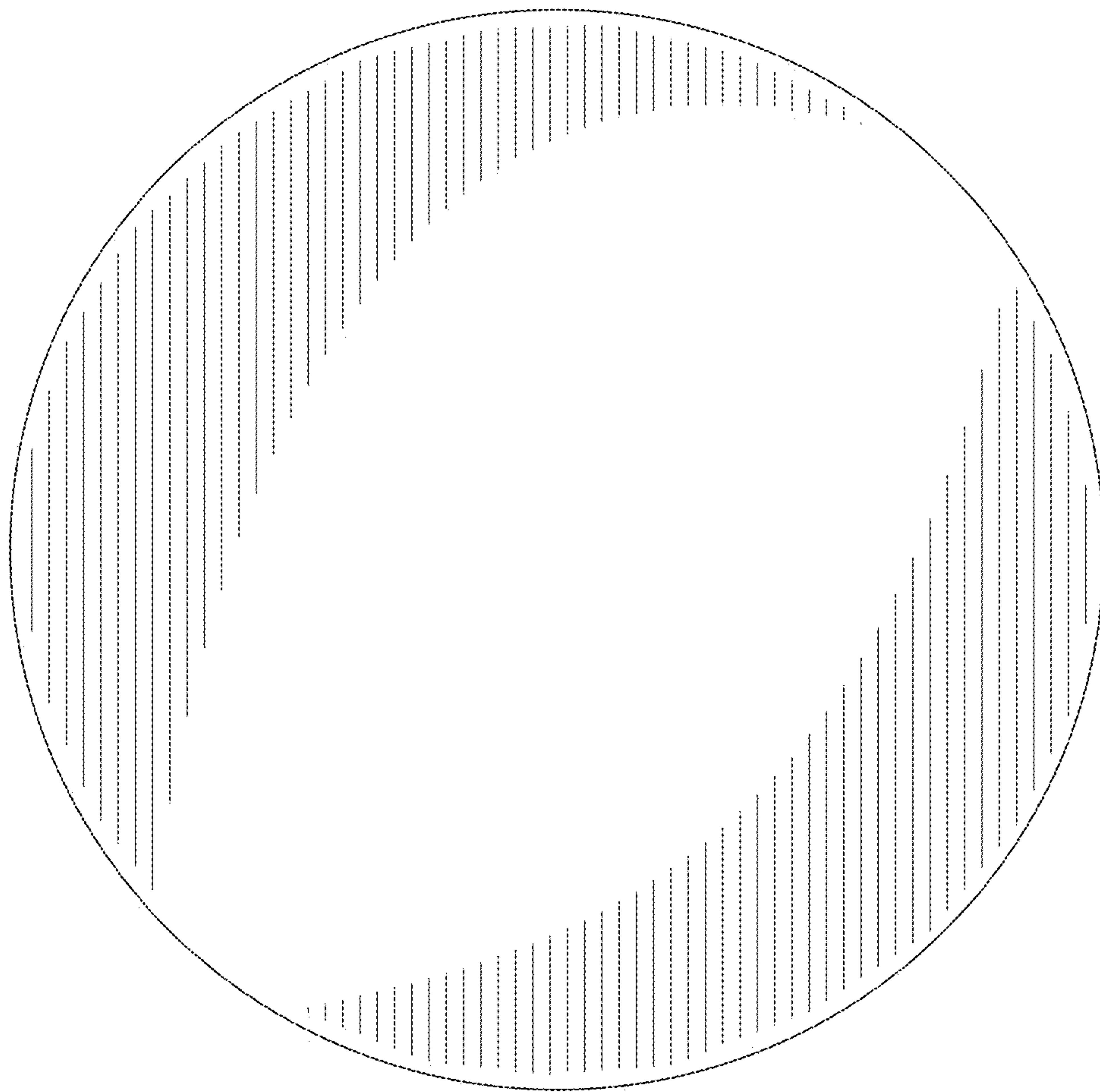


FIG. 7