



US00D878371S

(12) **United States Design Patent** (10) **Patent No.:** **US D878,371 S**
Bagley et al. (45) **Date of Patent:** **** *Mar. 17, 2020**

(54) **MULTIPOINTS FOR MAKING OPTICAL CONNECTIONS**
(71) Applicant: **CORNING RESEARCH & DEVELOPMENT CORPORATION**, Corning, NY (US)
(72) Inventors: **Steven Mardis Bagley**, San Francisco, CA (US); **Robert Bruce Elkins, II**, Hickory, NC (US); **Scott M. Janis**, El Cerrito, CA (US); **Matthew Wallace Peterson**, San Francisco, CA (US); **Dayne Wilcox**, Menlo Park, CA (US)

D425,021 S 5/2000 Ko
D482,693 S 11/2003 Nishio et al.
D486,824 S 2/2004 Chung
D487,086 S 2/2004 Chung
D490,403 S 5/2004 Wu et al.
D559,848 S 1/2008 Siu
D598,856 S 8/2009 Stromiedel et al.
D598,857 S 8/2009 Stromiedel et al.

(Continued)

FOREIGN PATENT DOCUMENTS

AU 2014101470 A4 1/2015
WO 2014123940 A1 8/2014

(73) Assignee: **Corning Research & Development Corporation**, Corning, NY (US)

OTHER PUBLICATIONS

(*) Notice: This patent is subject to a terminal disclaimer.

Corning's New Jumper in a Box Packaging Solution, dated Jul. 20, 2016, [online], [site visited Dec. 14, 2018]. Available from Internet, <URL: <https://www.youtube.com/watch?v=XUNYr-XAbVc>> (Year: 2016).*

(**) Term: **15 Years**

Primary Examiner — Angela J Lee

(21) Appl. No.: **29/619,925**

Assistant Examiner — Shawn T Gingrich

(22) Filed: **Oct. 3, 2017**

(74) *Attorney, Agent, or Firm* — Michael E. Carroll, Jr.

(51) **LOC (12) Cl.** **14-02**

(57) **CLAIM**

(52) **U.S. Cl.**
USPC **D14/433; D13/147**

The ornamental design for multiports for making optical connections, as shown and described.

(58) **Field of Classification Search**
USPC D13/123, 133, 146, 147, 152, 154, 156, D13/158, 173, 177, 184, 199; D14/242, D14/433, 434, 435.1, 438; D9/432, 703
CPC G02B 6/38; G02B 6/3853; G02B 6/3861; G02B 6/3885; G02B 6/3893; G02B 6/4471; G02B 6/44; G02B 6/4455; G02B 6/4452; G06F 3/00; G06F 5/00; G06F 13/14; H04L 12/2832; H04L 12/2838
See application file for complete search history.

DESCRIPTION


FIG. 1 is a top perspective view of multiports for making optical connections showing our new design; FIG. 2 is a top view of the multiport of FIG. 1; FIG. 3 is a bottom view thereof of FIG. 1; FIG. 4 is a right side view thereof of FIG. 1; FIG. 5 is a left side view thereof of FIG. 1; FIG. 6 is a front view thereof of FIG. 1; and, FIG. 7 is a rear view thereof of FIG. 1. In FIGS. 1-7, the dash-dash broken line portions of the figure drawings are included to show portions of the article that form no part of the claimed design.

(56) **References Cited**

U.S. PATENT DOCUMENTS

D364,346 S * 11/1995 Yamada D9/432
D394,864 S 6/1998 Brandt

1 Claim, 5 Drawing Sheets



(56)

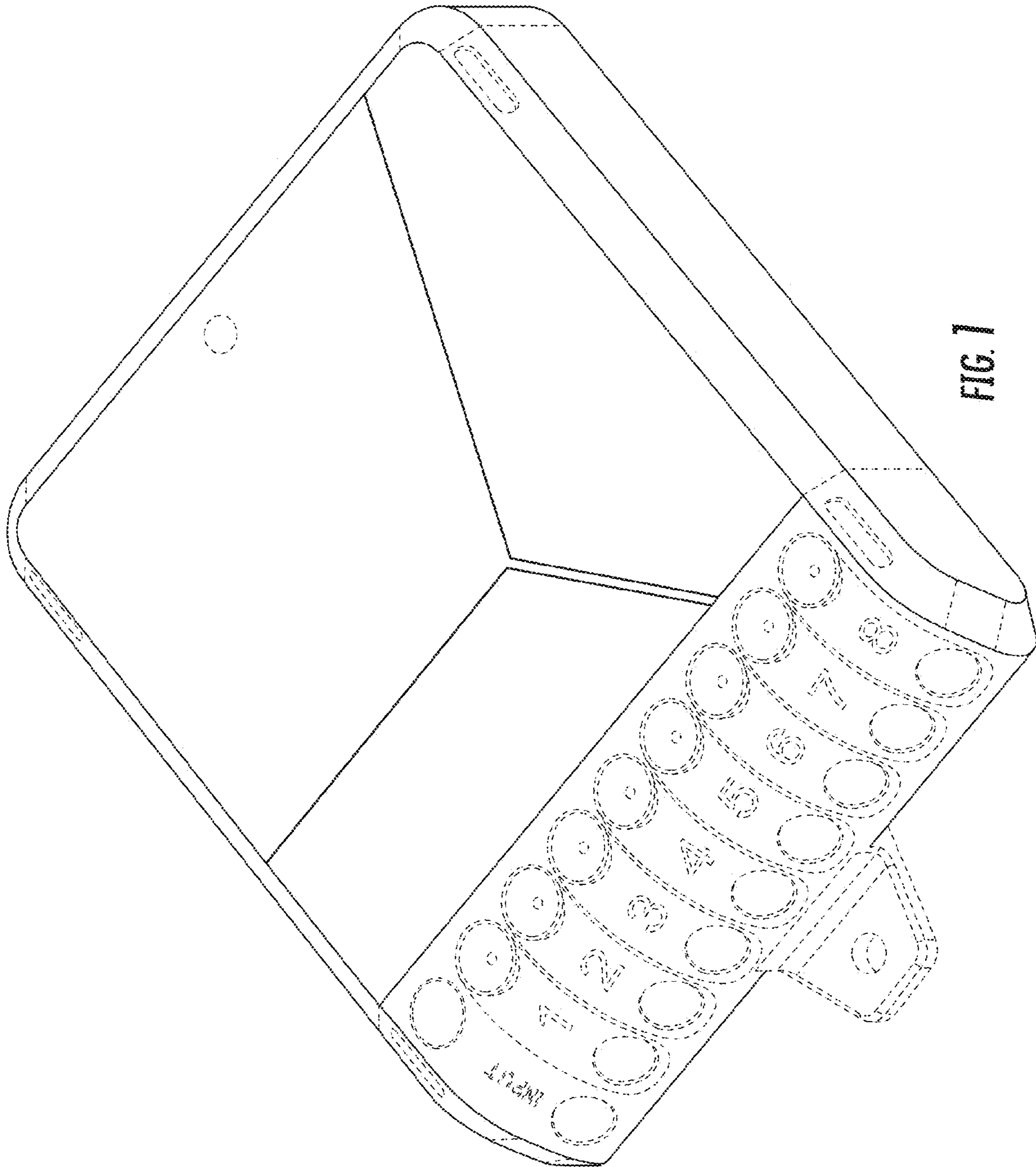
References Cited

U.S. PATENT DOCUMENTS

D604,725 S 11/2009 Chen
 7,653,282 B2 1/2010 Blackwell, Jr. et al.
 D673,564 S 1/2013 Milliff
 D674,344 S 1/2013 Bies
 D675,106 S * 1/2013 Powers D9/434
 D678,286 S 3/2013 Cheng
 D711,884 S 8/2014 Turksu et al.
 D716,304 S 10/2014 Orthey
 D724,079 S * 3/2015 Probst D14/348
 D740,828 S 10/2015 Bucsa
 D750,023 S 2/2016 Sasano
 D769,246 S 10/2016 Mielnik et al.
 D785,632 S 5/2017 Vanduyne et al.
 D788,112 S 5/2017 Liao
 D791,138 S 7/2017 Eliyahu
 D791,774 S * 7/2017 Wilcox D14/444
 D794,028 S 8/2017 Lin
 D794,478 S 8/2017 Read et al.
 D795,079 S * 8/2017 Wilcox D9/703
 D796,514 S 9/2017 Xu
 D797,747 S 9/2017 Xu

D802,415 S * 11/2017 Wilcox D9/432
 D808,915 S * 1/2018 Wang D14/125
 D813,874 S 3/2018 Magi et al.
 D815,642 S * 4/2018 Wilcox D14/441
 D824,335 S * 7/2018 Wilcox D13/147
 D824,337 S * 7/2018 Wilcox D13/147
 D825,475 S * 8/2018 Henley D13/147
 D825,540 S * 8/2018 Wilcox D14/242
 D835,049 S * 12/2018 Wilcox D13/152
 D835,050 S * 12/2018 Wilcox D13/152
 D835,086 S * 12/2018 Wilcox D14/242
 D837,216 S * 1/2019 Bagley D14/433
 D837,788 S * 1/2019 Bagley D14/433
 D837,789 S * 1/2019 Woody D14/433
 D842,815 S 3/2019 Senofsky et al.
 2014/0021621 A1 8/2014 Barnette, Jr. et al.
 2015/0268436 A1 * 9/2015 Blackwell, Jr. G02B 6/3897
 385/135
 2015/0316738 A1 * 11/2015 McPhil Giraud G02B 6/4453
 385/135
 2018/0157002 A1 * 6/2018 Bishop G02B 6/4441
 2019/0004251 A1 1/2019 Dannoux et al.
 2019/0004255 A1 1/2019 Dannoux et al.
 2019/0004258 A1 1/2019 Dannoux et al.

* cited by examiner



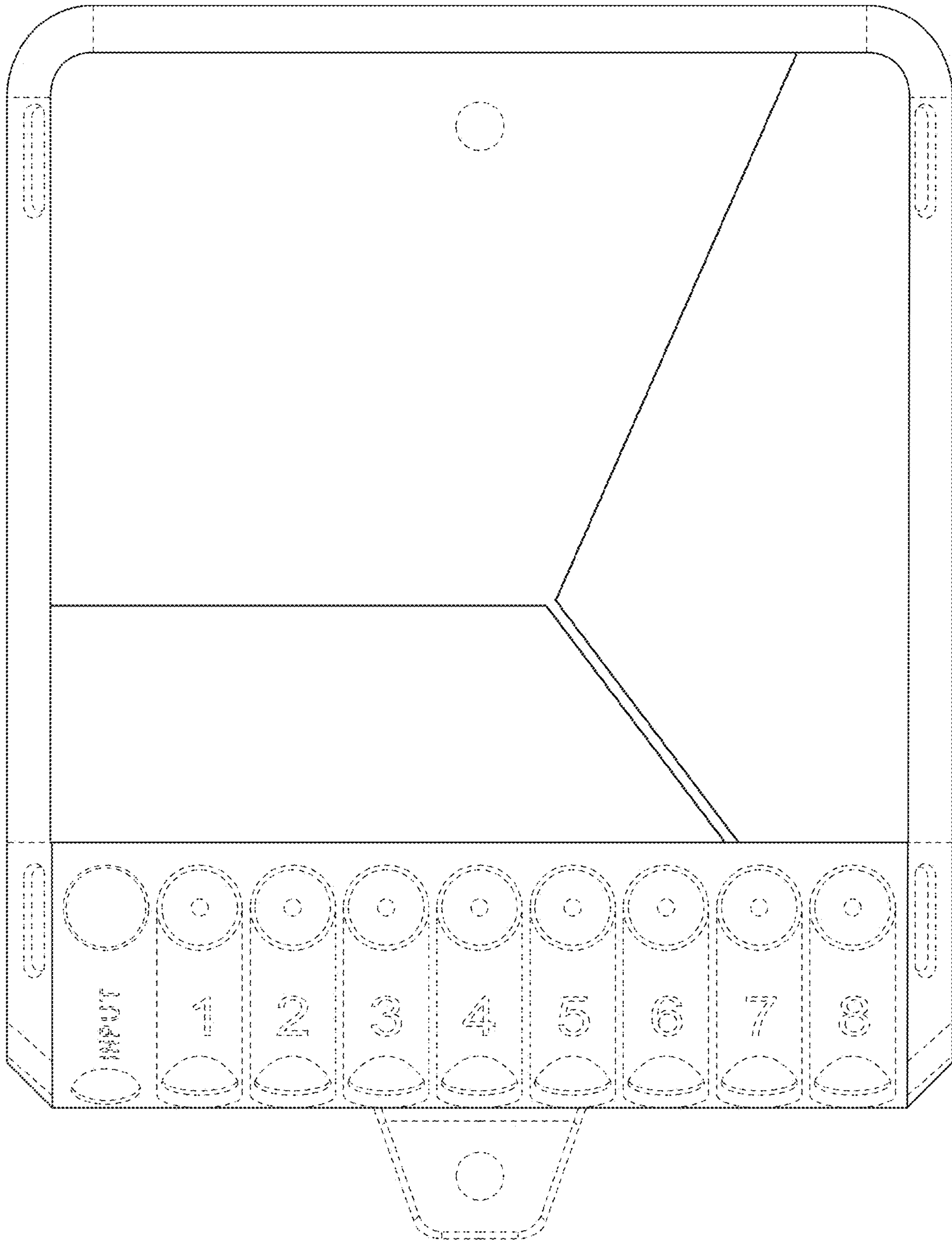


FIG. 2




FIG. 3




FIG. 4




FIG. 5




FIG. 6




FIG. 7

UNITED STATES PATENT AND TRADEMARK OFFICE
CERTIFICATE OF CORRECTION

PATENT NO. : D878,371 S
APPLICATION NO. : 29/619925
DATED : March 17, 2020
INVENTOR(S) : Steven Mardis Bagley et al.

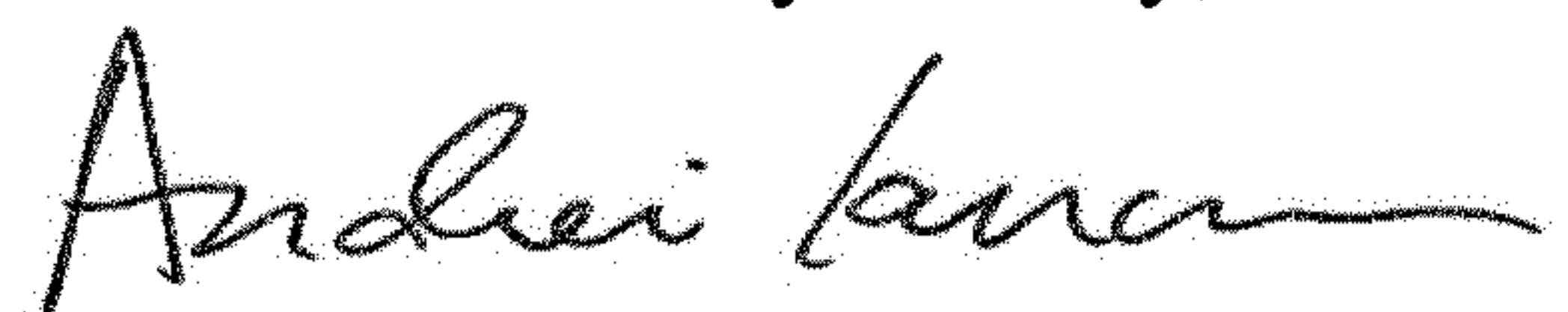
Page 1 of 1

It is certified that error appears in the above-identified patent and that said Letters Patent is hereby corrected as shown below:

On the Title Page

Column 2, item (56), foreign patent documents, Line 1, delete "2014101470" and insert -- 2014101479 --, therefor.

Signed and Sealed this
Nineteenth Day of May, 2020



Andrei Iancu
Director of the United States Patent and Trademark Office