



US00D878367S

(12) **United States Design Patent**  
**Rotsaert**

(10) **Patent No.:** **US D878,367 S**

(45) **Date of Patent:** **\*\* Mar. 17, 2020**

- (54) **CARD READER DEVICE**
- (71) Applicant: **ROAM Data, Inc.**, Boston, MA (US)
- (72) Inventor: **Christopher Rotsaert**, Boston, MA (US)
- (73) Assignee: **Ingenico Inc.**, Alpharetta, GA (US)
- (\*\*) Term: **15 Years**
- (21) Appl. No.: **29/567,487**
- (22) Filed: **Jun. 9, 2016**
- (51) **LOC (12) Cl.** ..... **14-02**
- (52) **U.S. Cl.**  
USPC ..... **D14/385**
- (58) **Field of Classification Search**  
USPC ..... D18/4.4, 4.5, 4.6, 12, 12.1, 12.3;  
D14/383, 384, 385, 386, 378, 420, 427,  
D14/432-439, 447, 453; D13/107, 108,  
D13/133, 146, 147, 152, 154, 156;  
235/441, 451, 492, 380, 439, 375  
CPC ..... G06K 19/07749; G06K 19/0723; G06K  
19/041; G06K 19/07758; G06K 19/0775;  
G06K 19/07783; G06K 19/07794; G06K  
19/06046; G06K 19/07722; G06K  
19/07773; G06K 19/07779; G06K  
19/07784; G06K 19/07786; G06K  
19/0709  
See application file for complete search history.

D607,000 S	12/2009	Cheng et al. ....	D14/485
D624,912 S	10/2010	Chen et al. ....	D14/356
D654,885 S	2/2012	Isaias .....	D14/125
D659,836 S	5/2012	Bensch et al. ....	D24/167
D660,834 S	5/2012	Akana et al. ....	D14/314
D667,402 S	9/2012	Maus .....	D14/385
D671,118 S	11/2012	Wesolek .....	D14/385
D673,153 S	12/2012	Bousfield et al. ....	D14/385
D675,617 S	2/2013	Daniel .....	D14/385
D676,047 S	2/2013	White et al. ....	D14/385
D681,036 S	4/2013	Taunay da Graca Couto .....	D14/385
D681,639 S	5/2013	Cruz et al. ....	D14/385
D684,574 S	6/2013	Taunay da Graca Couto .....	D14/385
D685,789 S	7/2013	Chang .....	D14/383
D691,152 S	10/2013	Meisel et al. ....	D14/480.3
D700,606 S	3/2014	Lo .....	D14/385

(Continued)

*Primary Examiner* — Austin Murphy  
(74) *Attorney, Agent, or Firm* — Nutter McClennen & Fish LLP

(57) **CLAIM**

I claim the ornamental design for a card reader device, as shown and described.

**DESCRIPTION**

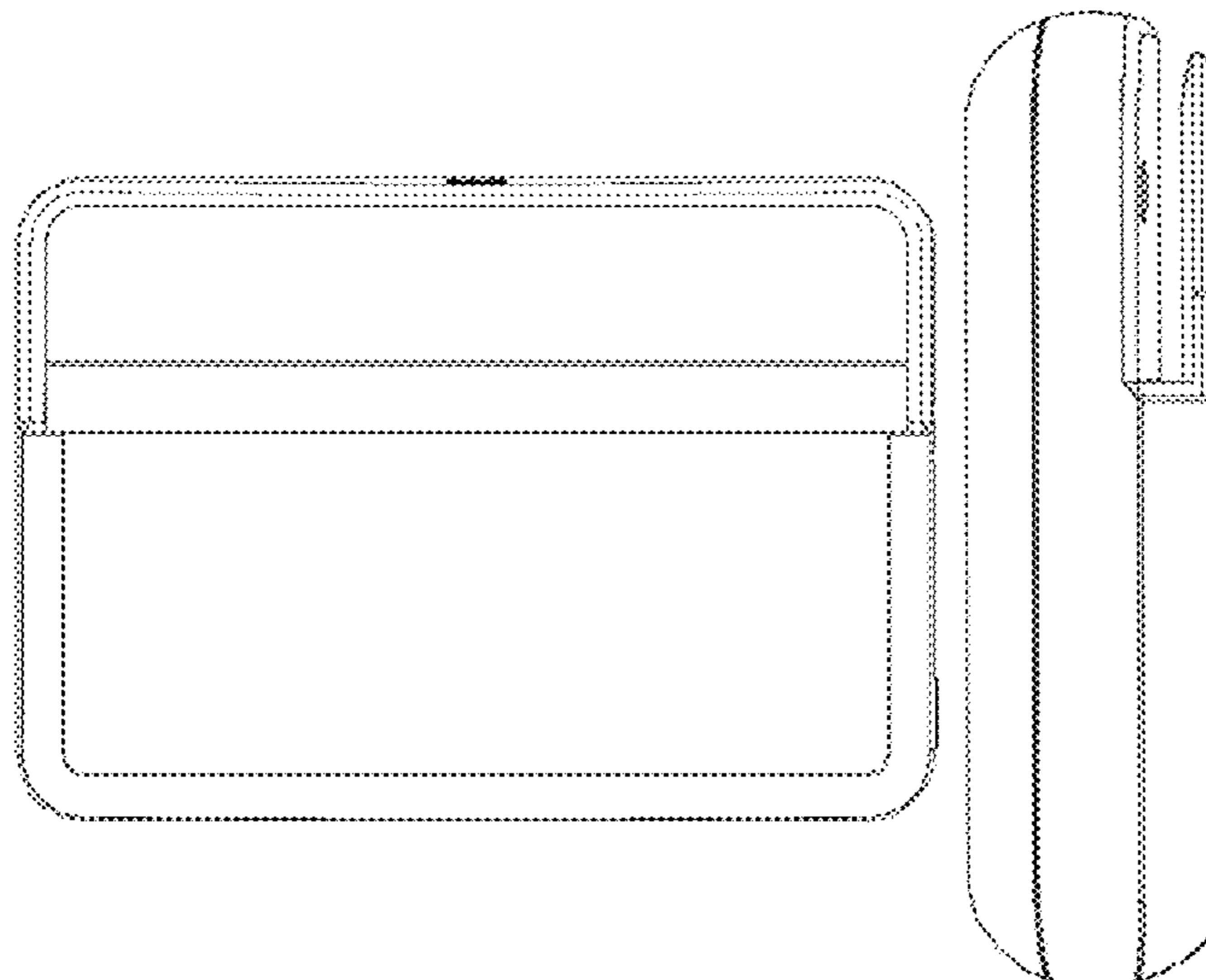
FIG. 1 shows a front view of a card reader device according to a first embodiment.  
 FIG. 2 shows a left side view of a card reader device according to the first embodiment.  
 FIG. 3 shows a right side view of a card reader device according to the first embodiment.  
 FIG. 4 shows a top view of a card reader device according to the first embodiment.  
 FIG. 5 shows a bottom view of a card reader device according to the first embodiment.  
 FIG. 6 shows a back view of a card reader device according to the first embodiment; and,  
 FIG. 7 shows a perspective view of a card reader device according to the first embodiment.

**1 Claim, 7 Drawing Sheets**

(56) **References Cited**

U.S. PATENT DOCUMENTS

D422,976 S	4/2000	Su .....	D14/385
6,111,977 A	8/2000	Scott et al. ....	382/124
D466,898 S	12/2002	Hoornaert et al. ....	D14/387
D518,051 S	3/2006	Castro .....	D14/387
D564,014 S	3/2008	Spence et al. ....	D18/4.6
D590,828 S	4/2009	Sherrod et al. ....	D14/385
D592,661 S	5/2009	Woo et al. ....	D14/358
D599,189 S	9/2009	Nunez et al. ....	D8/331



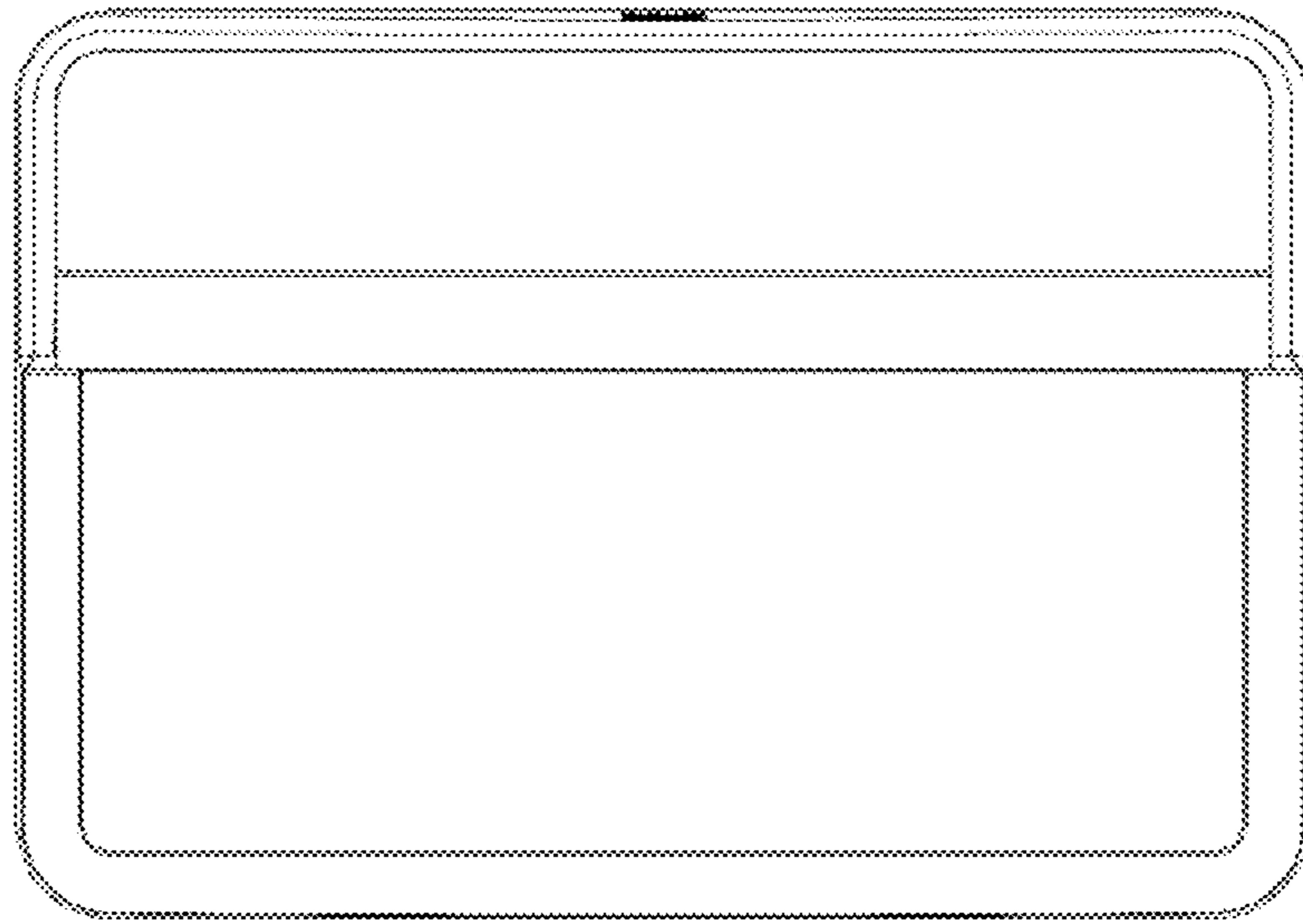
(56)

**References Cited**

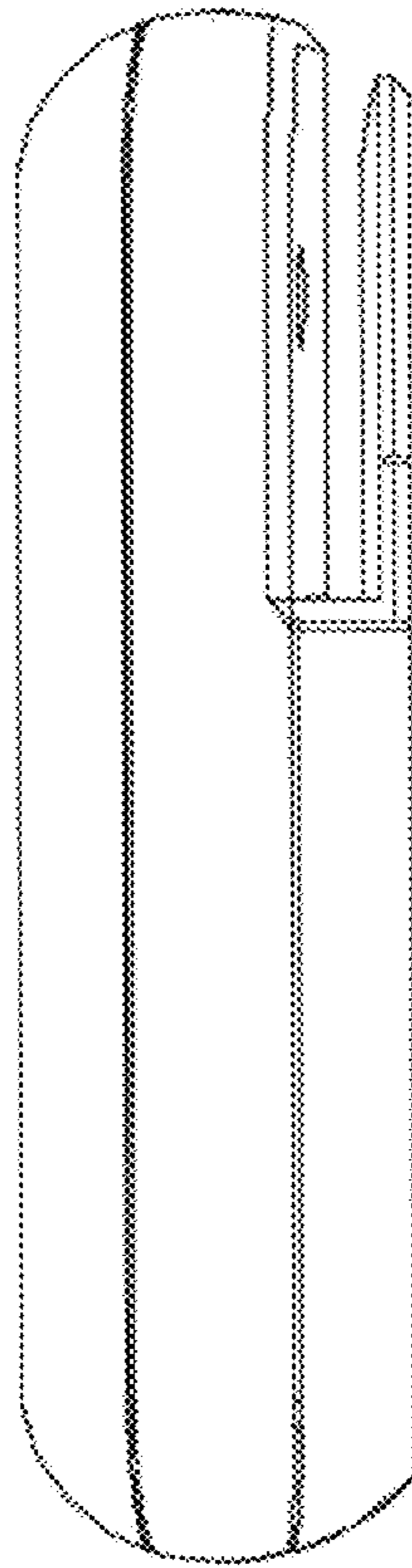
U.S. PATENT DOCUMENTS

D703,670 S	4/2014	Rotsaert .....	D14/385
D705,201 S	5/2014	Isaacs et al. ....	D14/240
D706,266 S	6/2014	Rotsaert .....	D14/385
D711,876 S	8/2014	McWilliam et al. ....	D14/385
D716,300 S *	10/2014	Cruz .....	D14/385
D719,561 S	12/2014	Akana et al. ....	D14/314
D734,317 S	7/2015	Recor et al. ....	D14/307
D740,286 S *	10/2015	Templeton .....	D14/385
D759,012 S	6/2016	Golden et al. ....	D14/358
D774,510 S *	12/2016	Rotsaert .....	D14/385
D797,739 S *	9/2017	Templeton .....	D14/385
D797,740 S *	9/2017	Nguyen .....	D14/385
D803,833 S *	11/2017	He .....	D14/385

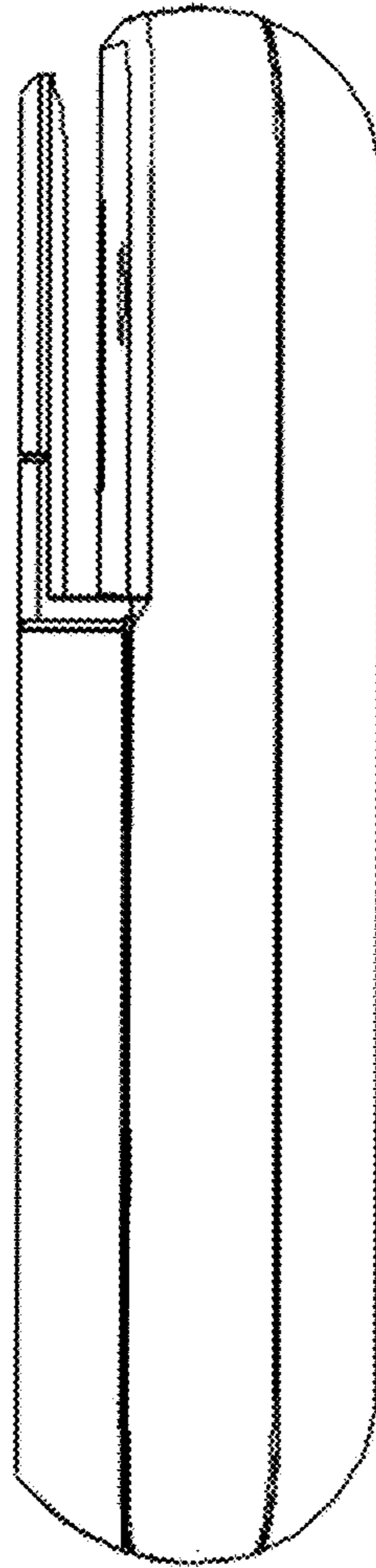
\* cited by examiner



**Fig. 1**




**Fig. 2**



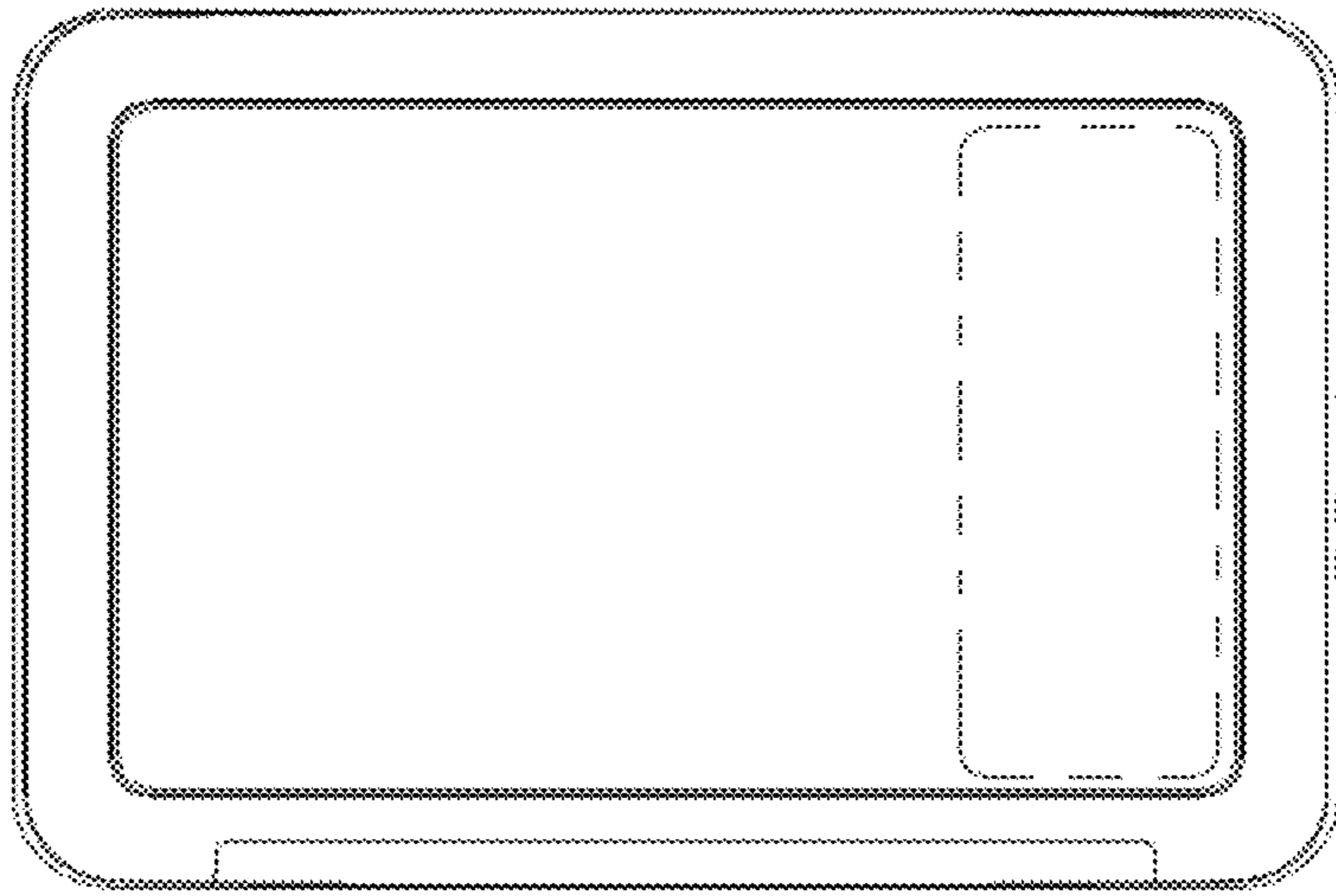
**Fig. 3**



*Fig. 4*

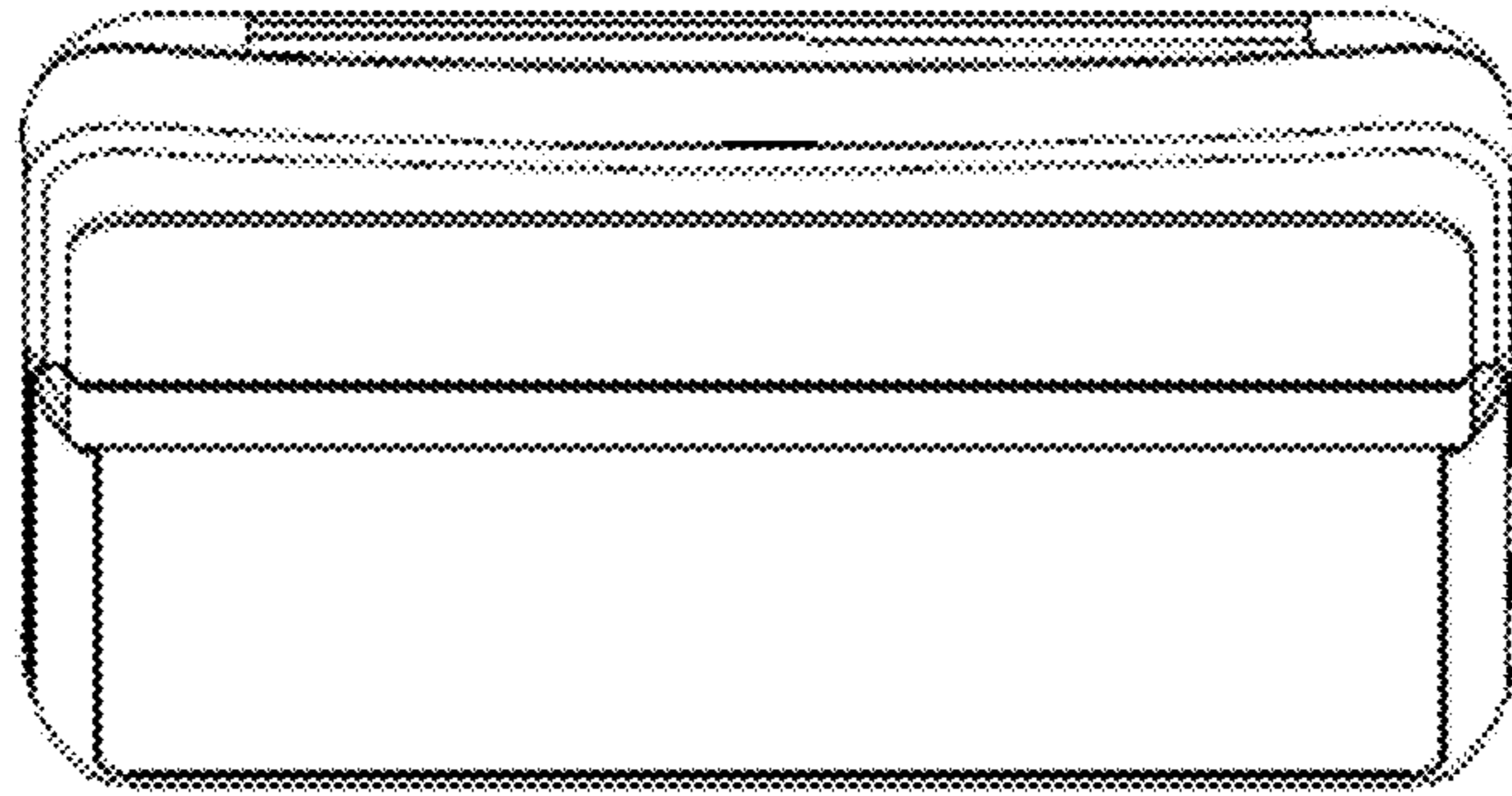


***Fig. 5***



**Fig. 6**





**Fig. 7**