



US00D878360S

(12) **United States Design Patent** (10) **Patent No.:** **US D878,360 S**  
**Sun et al.** (45) **Date of Patent:** **\*\* Mar. 17, 2020**

(54) **DATA PROCESSING DEVICE FOR AN INDUSTRIAL COMPUTER**

7/00; H05H 7/20; G11B 33/126; G11B 33/128; G11B 33/08; G11B 33/02

See application file for complete search history.

(71) Applicant: **SIEMENS AKTIENGESELLSCHAFT**, München (DE)

(56) **References Cited**

U.S. PATENT DOCUMENTS

(72) Inventors: **Bo Yuan Sun**, Chengdu (CN); **Zhan Bo Ren**, Chengdu (CN); **Xue Kang Li**, Chengdu (CN); **Di Fei Huang**, Chengdu (CN)

D195,085 S *	4/1963	Smith, Jr. ....	D14/367
D261,887 S *	11/1981	Hisatsune ....	D14/188
4,935,717 A *	6/1990	Osawa ....	H01C 1/08 338/51
D337,114 S *	7/1993	Mantz ....	D13/184
D343,395 S *	1/1994	Kakizaki ....	D14/188
D366,867 S *	2/1996	Kurokawa ....	D13/162
D386,761 S *	11/1997	Pleitz ....	D14/188

(Continued)

(73) Assignee: **SIEMENS AKTIENGESELLSCHAFT**, München (DE)

*Primary Examiner* — Kevin K Rudzinski

*Assistant Examiner* — Kathleen L Jones

(\*\*) Term: **15 Years**

(74) *Attorney, Agent, or Firm* — Henry M. Feiereisen LLC

(21) Appl. No.: **29/617,386**

(22) Filed: **Sep. 13, 2017**

(57) **CLAIM**

The ornamental design for a data processing device for an industrial computer, as shown and described.

(30) **Foreign Application Priority Data**

Mar. 14, 2017 (CN) ..... 2017 3 0073307

**DESCRIPTION**

(51) **LOC (12) Cl.** ..... **14-02**

(52) **U.S. Cl.**  
USPC ..... **D14/301**

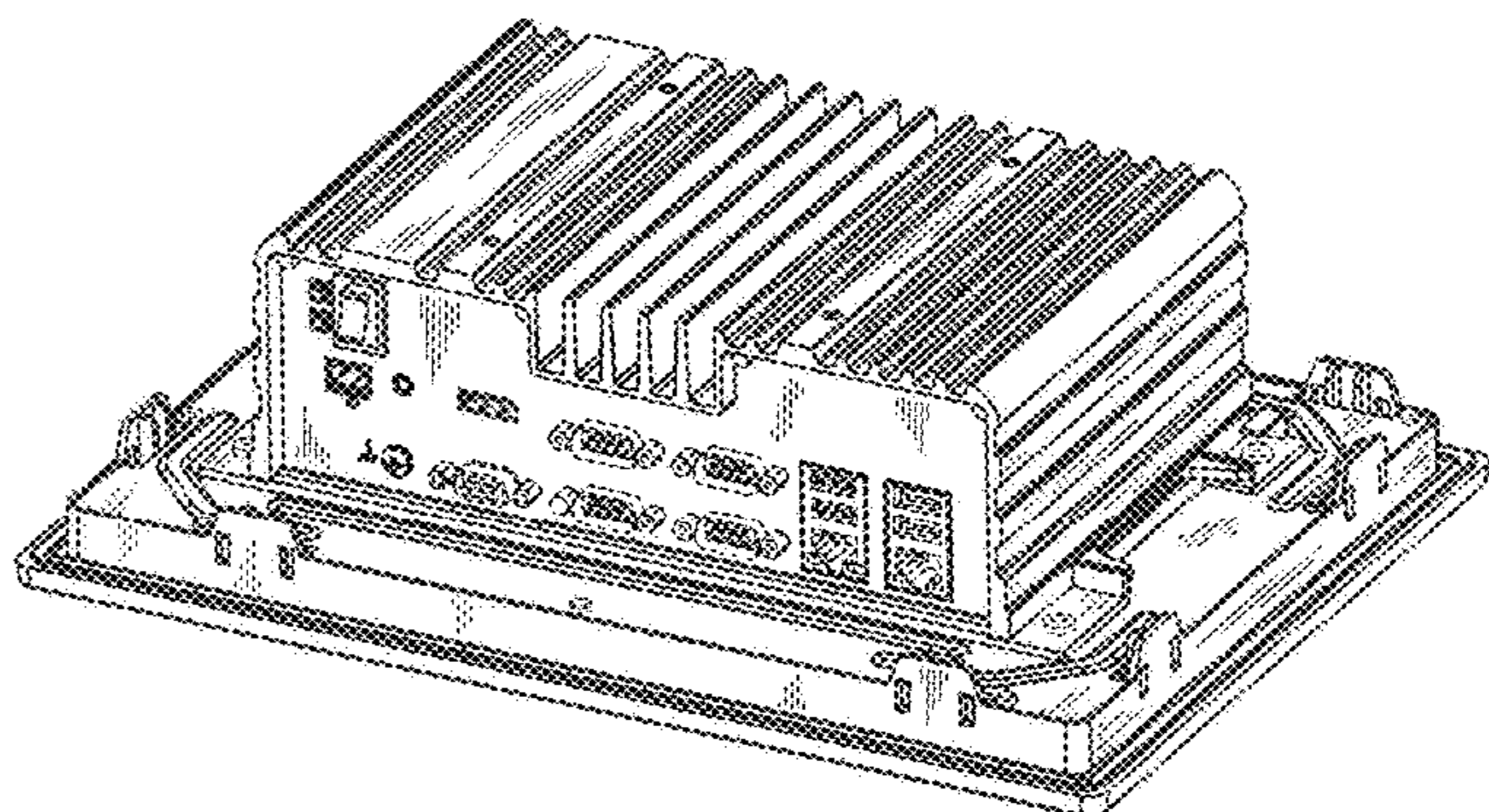

(58) **Field of Classification Search**  
USPC ..... D14/240, 300, 301, 308, 313, 314, D14/348-356, 364-368, 188; D13/123, D13/158, 162, 184, 199; 312/223.1-223.3, 351.11; 360/99.01-99.12; 369/34.01-36.01; 361/679.31-679.33, 679.37, 679.39, 361/679.46, 679.53, 679.4, 679.41, 727  
CPC . G06F 1/20; G06F 1/181; G06F 1/187; G06F 1/183; G06F 1/184; G06F 1/16; H05K 7/16; H05K 7/1424; H05K 7/1409; H05K 7/20; H05K 7/20545; H05K 7/20727; H05K 7/1425; H05K 7/1488; H05K 7/183; H05K 7/14; H05K 5/00; H05K

FIG. 1 is a front elevational view of a data processing device for an industrial computer showing my new design; FIG. 2 is a rear elevational view thereof; FIG. 3 is a top plan view thereof; FIG. 4 is a bottom plan view thereof; FIG. 5 is a right side elevational view thereof; FIG. 6 is a left side elevational view thereof; and, FIG. 7 is a bottom, rear and right side perspective view thereof.

The broken lines shown in the figures depict portions of the data processing device for an industrial computer that form no part of the claimed design.

Unshaded surfaces adjacent to broken lines form no part of the claimed design.

**1 Claim, 7 Drawing Sheets**



(56)

**References Cited**

## U.S. PATENT DOCUMENTS

D387,333	S	*	12/1997	Pellow	.....	D13/162
D427,146	S	*	6/2000	Wei	.....	D13/110
D427,147	S	*	6/2000	Wei	.....	D13/110
D427,969	S	*	7/2000	Wei	.....	D13/110
D428,006	S	*	7/2000	Sagues	.....	D14/356
D431,816	S	*	10/2000	Beaumont	.....	D14/188
D446,204	S	*	8/2001	Smith	.....	D14/188
D464,327	S	*	10/2002	Frank, Jr.	.....	D13/162
D563,381	S	*	3/2008	Carrier	.....	D14/188
D565,021	S	*	3/2008	Wilson	.....	D14/188
D673,145	S	*	12/2012	Andersson	.....	D14/314
D684,151	S	*	6/2013	Andersson	.....	D14/314
D698,347	S	*	1/2014	Andersson	.....	D14/314
D704,184	S	*	5/2014	Chen	.....	D14/308
D707,197	S	*	6/2014	Jaenecke	.....	D14/157
D737,817	S	*	9/2015	Starck	.....	D14/365
D759,648	S	*	6/2016	Ting	.....	D14/313
D791,086	S	*	7/2017	Balschat	.....	D13/162.1
D798,856	S	*	10/2017	Menendez	.....	D14/313
D799,474	S	*	10/2017	Menendez	.....	D14/313
D860,191	S	*	9/2019	Gao	.....	D14/301
D860,192	S	*	9/2019	Rennie	.....	D14/301

\* cited by examiner

FIG. 1






FIG. 2




FIG. 3

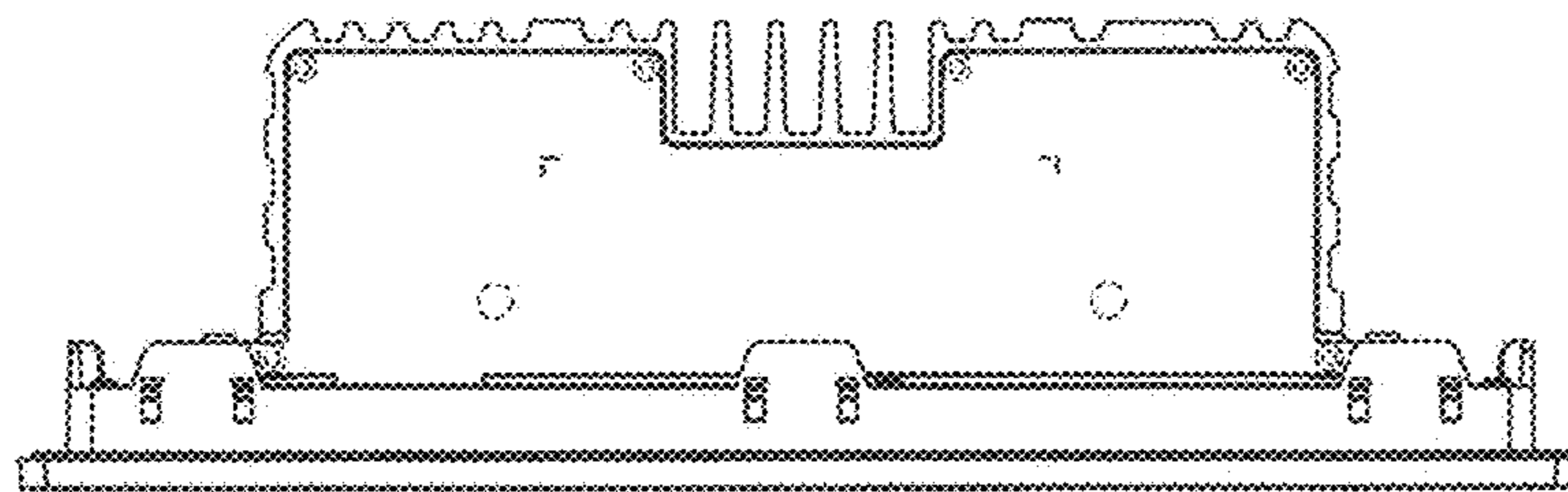


FIG. 4

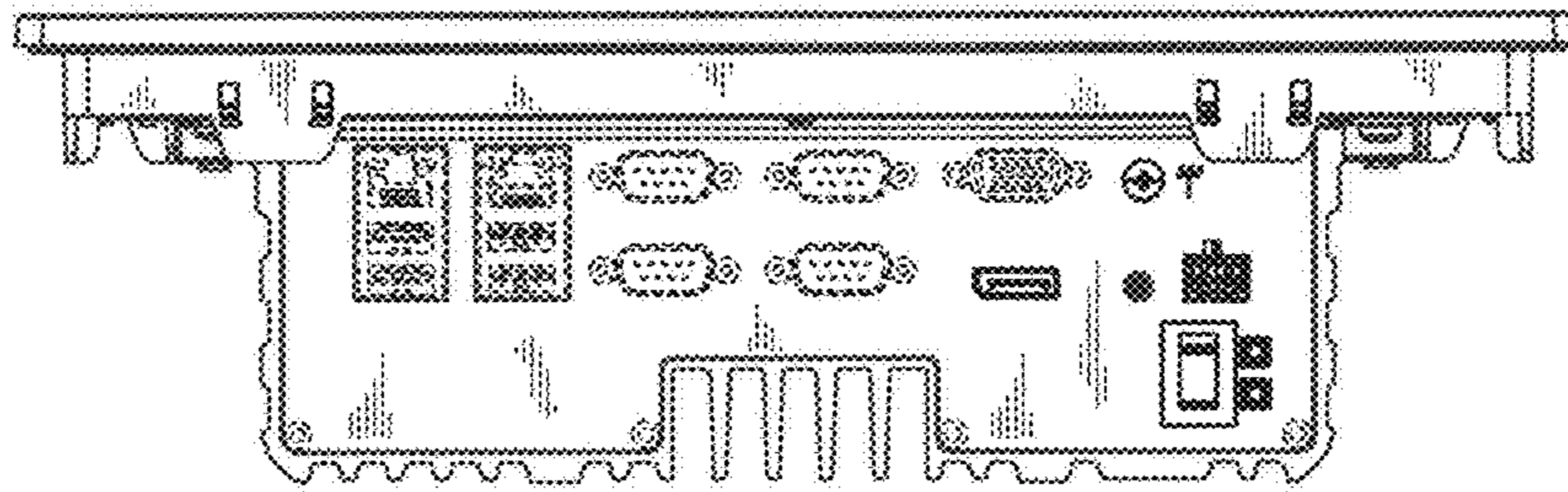


FIG. 5






FIG. 6

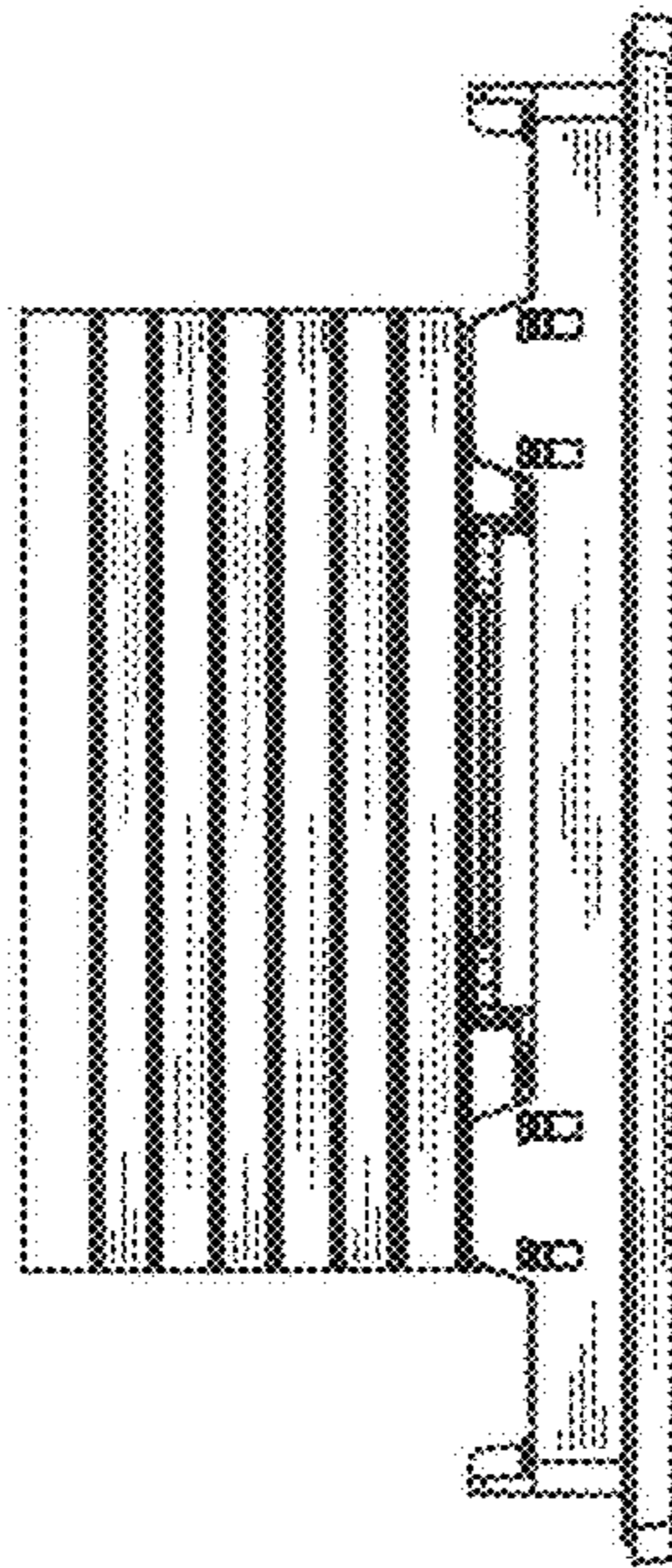




FIG. 7

