



US00D878348S

(12) **United States Design Patent**  
**Weng**

(10) **Patent No.:** **US D878,348 S**  
(45) **Date of Patent:** **\*\* Mar. 17, 2020**

(54) **PROTECTIVE CASE FOR MOBILE PHONE**

(71) Applicant: **SHENZHEN SHUNTIANTAI TECHNOLOGY CO., LTD.**, Shenzhen, Guangdong (CN)

(72) Inventor: **Shihua Weng**, Guangdong (CN)

(73) Assignee: **SHENZHEN SHUNTIANTAI TECHNOLOGY CO., LTD.**, Shenzhen (CN)

(\*\*) Term: **15 Years**

(21) Appl. No.: **29/625,196**

(22) Filed: **Nov. 7, 2017**

(51) **LOC (12) Cl.** ..... **14-03**

(52) **U.S. Cl.**  
USPC ..... **D14/250**

(58) **Field of Classification Search**  
USPC ..... D14/250, 203.3-203.7, 439, 238.1, 440, D14/251-253, 447, 217, 240, 248; D3/201, 218, 247, 269, 273, 301, 303; D13/103, 119, 107-108  
CPC ..... H04B 1/3888; H04M 1/0283; H04M 1/0202; A45C 1/06; A45C 11/00; A45C 13/02; A45C 2011/002; A45F 2005/026; A45F 2200/0525; A45F 2200/0516  
See application file for complete search history.

(56) **References Cited**

**U.S. PATENT DOCUMENTS**

D613,282 S *	4/2010	Richardson	.....	D14/250
D615,535 S *	5/2010	Richardson	.....	D14/250
D683,338 S *	5/2013	Wilson	.....	D14/250
D694,742 S *	12/2013	Pan	.....	D14/250
D699,716 S *	2/2014	Pan	.....	D14/250
D709,057 S *	7/2014	Wilson	.....	D14/250
D709,061 S *	7/2014	Borra	.....	D14/250
D714,770 S *	10/2014	Nolan	.....	D14/250
D722,312 S *	2/2015	Tages	.....	D14/250

D748,612 S *	2/2016	Chan	.....	D14/250
D761,774 S *	7/2016	Liang	.....	D14/250
D762,200 S *	7/2016	Pan	.....	D14/250
D765,627 S *	9/2016	Watt	.....	D14/250
D765,629 S *	9/2016	Watt	.....	D14/250
D769,855 S *	10/2016	Deng	.....	D14/250
D788,758 S *	6/2017	Liu	.....	D14/250
D794,006 S *	8/2017	Dong	.....	D14/250

(Continued)

*Primary Examiner* — Carla J Wright

(57) **CLAIM**

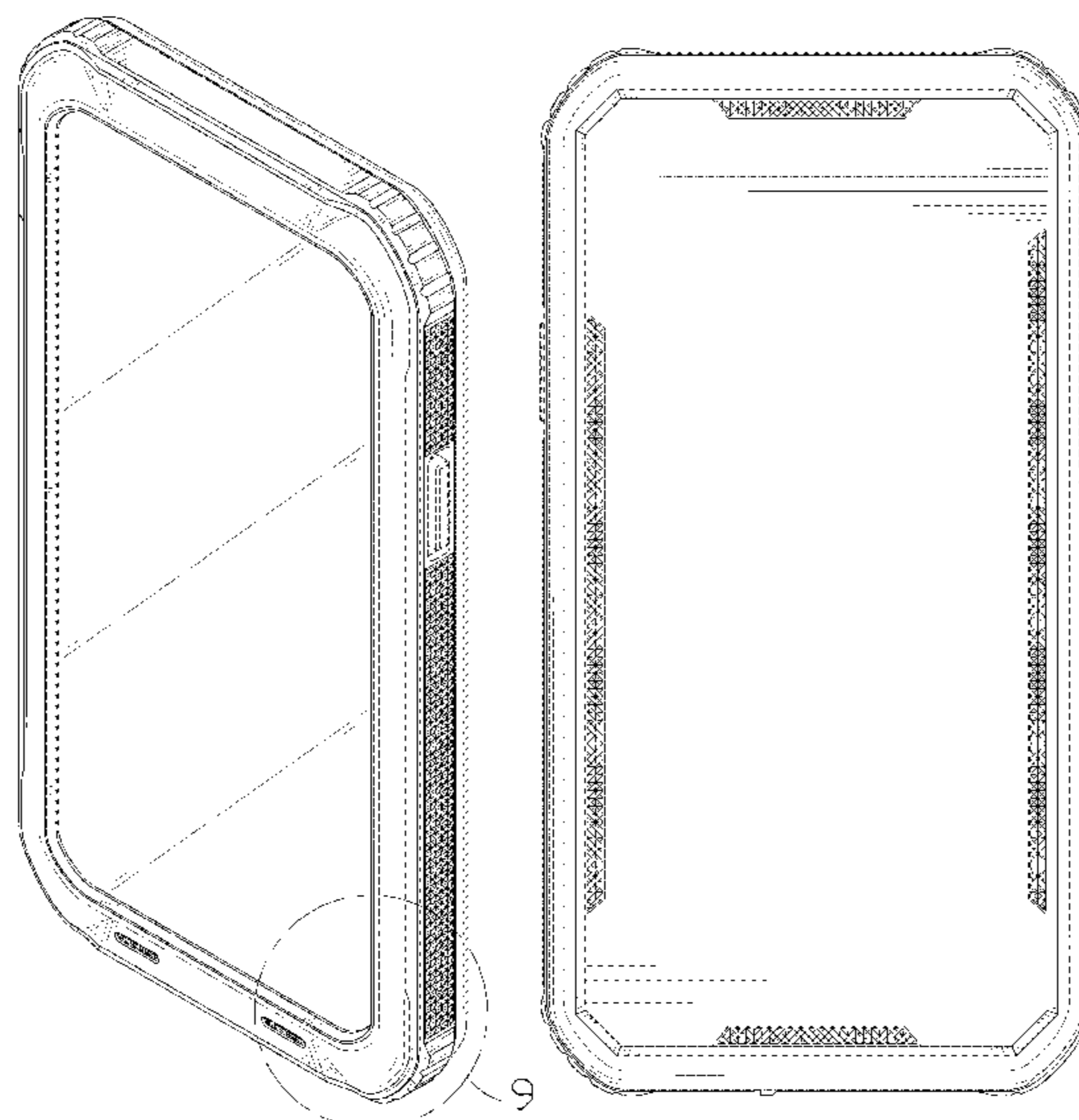
The ornamental design for a protective case for mobile phone, as shown and described.

**DESCRIPTION**

FIG. 1 is a first perspective view of a protective case for mobile phone showing my new design; FIG. 2 is a second perspective view thereof; FIG. 3 is a front elevational view thereof; FIG. 4 is a rear elevational view thereof; FIG. 5 is a left side view thereof; FIG. 6 is a right side view thereof; FIG. 7 is a top plan view thereof; FIG. 8 is a bottom plan view thereof; FIG. 9 is an enlarged detail view of the encircled region of FIG. 1; and, FIG. 10 is an enlarged detail view of the encircled region of FIG. 2.

The dot-dash broken line circles in FIGS. 1-2 and 9-10 delineate portions of the protective case for mobile phone that are part of the claimed design and that are shown on an enlarged scale in FIGS. 9-10. The dashed broken lines throughout the drawing figures depict portions of the protective case for mobile phone that form no part of the claimed design. The broken lines and regions bounded by dashed broken lines, form no part of the claimed design. The diagonal lines on the display screen region in FIGS. 1 and 3 indicate transparency.

**1 Claim, 10 Drawing Sheets**



(56)

**References Cited**

U.S. PATENT DOCUMENTS

D798,287 S *	9/2017	Wright .....	D14/250
D800,712 S *	10/2017	Lai .....	D14/250
D809,454 S *	2/2018	Zhou .....	D13/103
D816,654 S *	5/2018	Chen .....	D14/250
2013/0271922 A1 *	10/2013	Wilson .....	H04M 1/185 361/724
2013/0273944 A1 *	10/2013	Wilson .....	H04W 4/90 455/457
2014/0216952 A1 *	8/2014	Liang .....	H04M 1/18 206/37
2015/0173229 A1 *	6/2015	Chao .....	B65D 81/02 206/524.2

\* cited by examiner

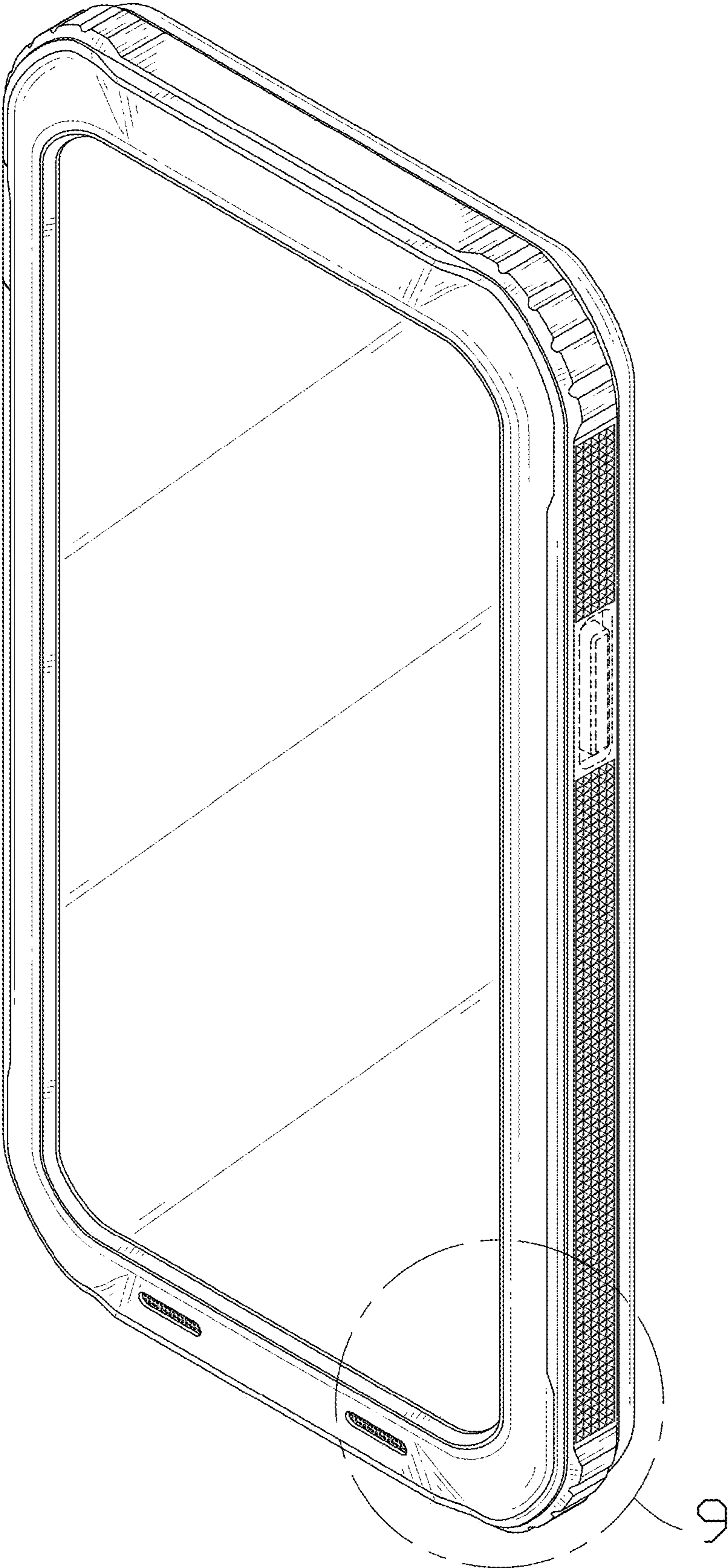


FIG. 1

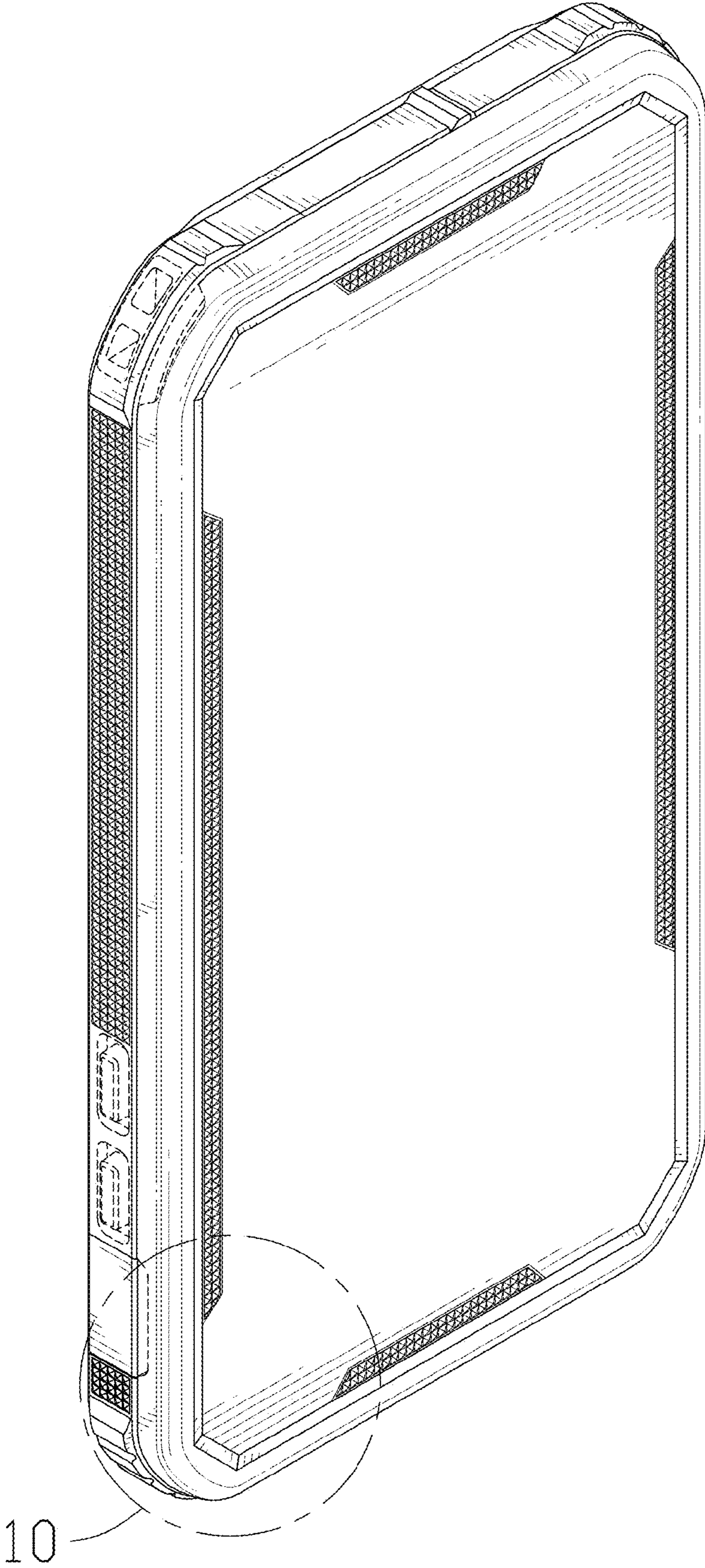


FIG. 2




FIG. 3

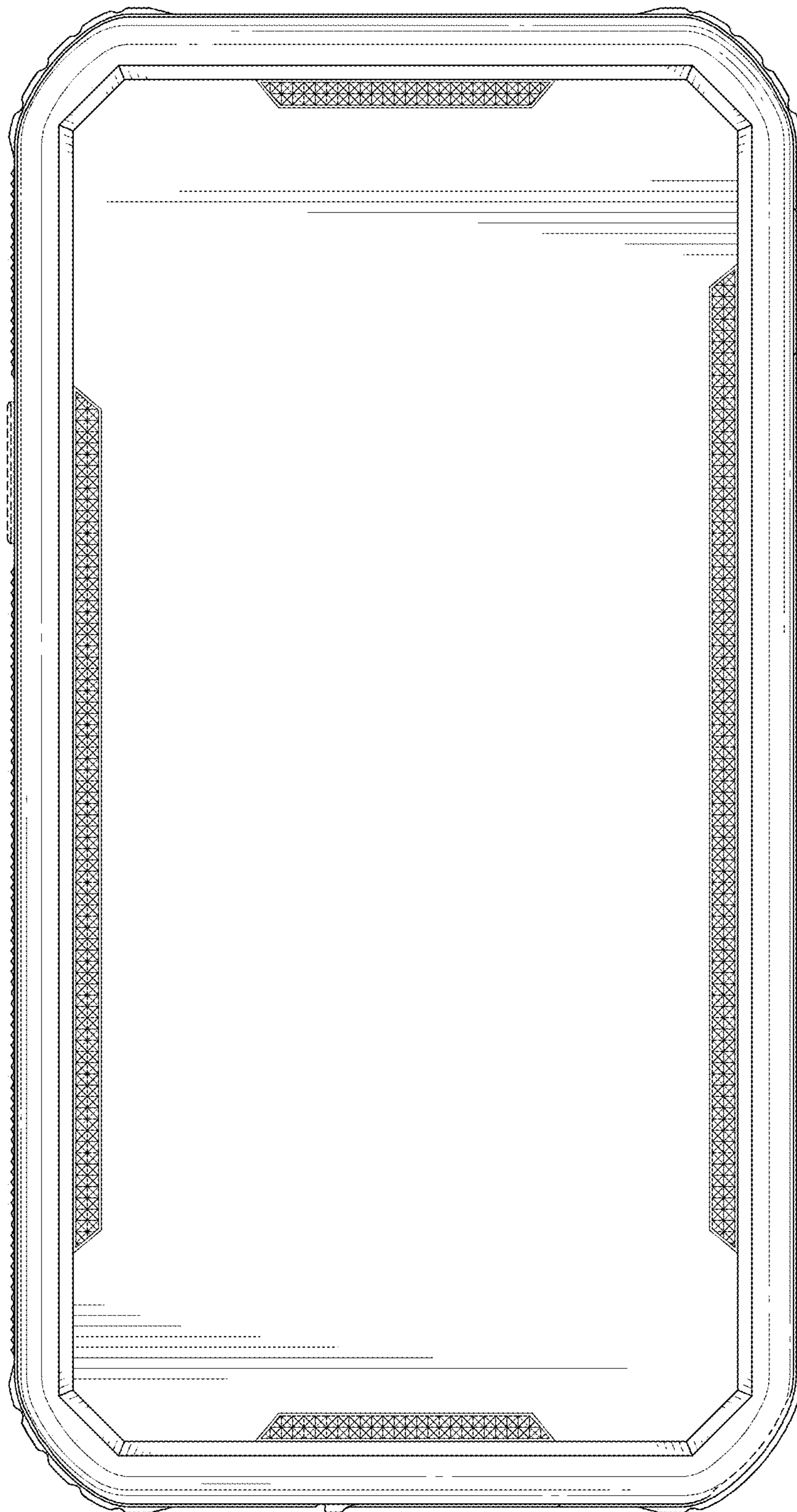


FIG. 4

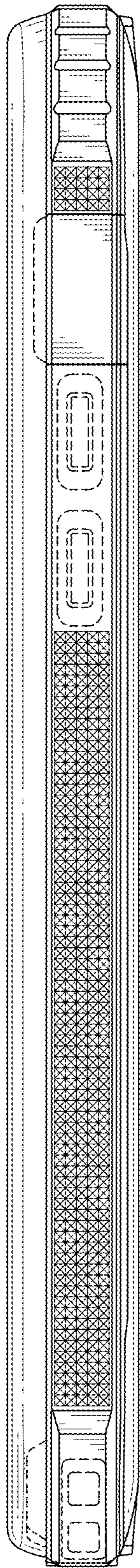


FIG. 5

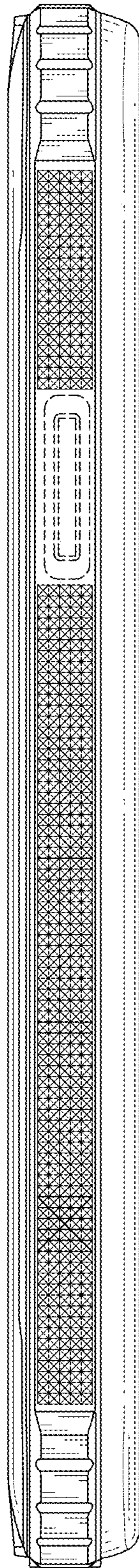


FIG. 6






FIG. 7

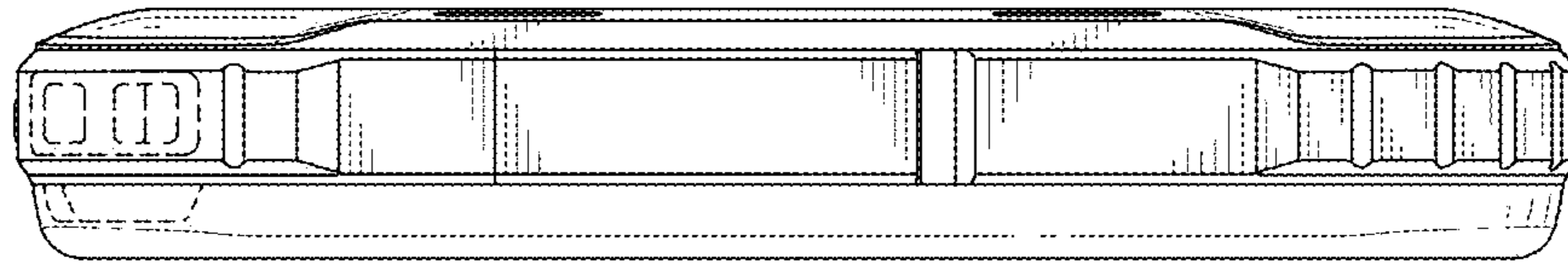


FIG. 8

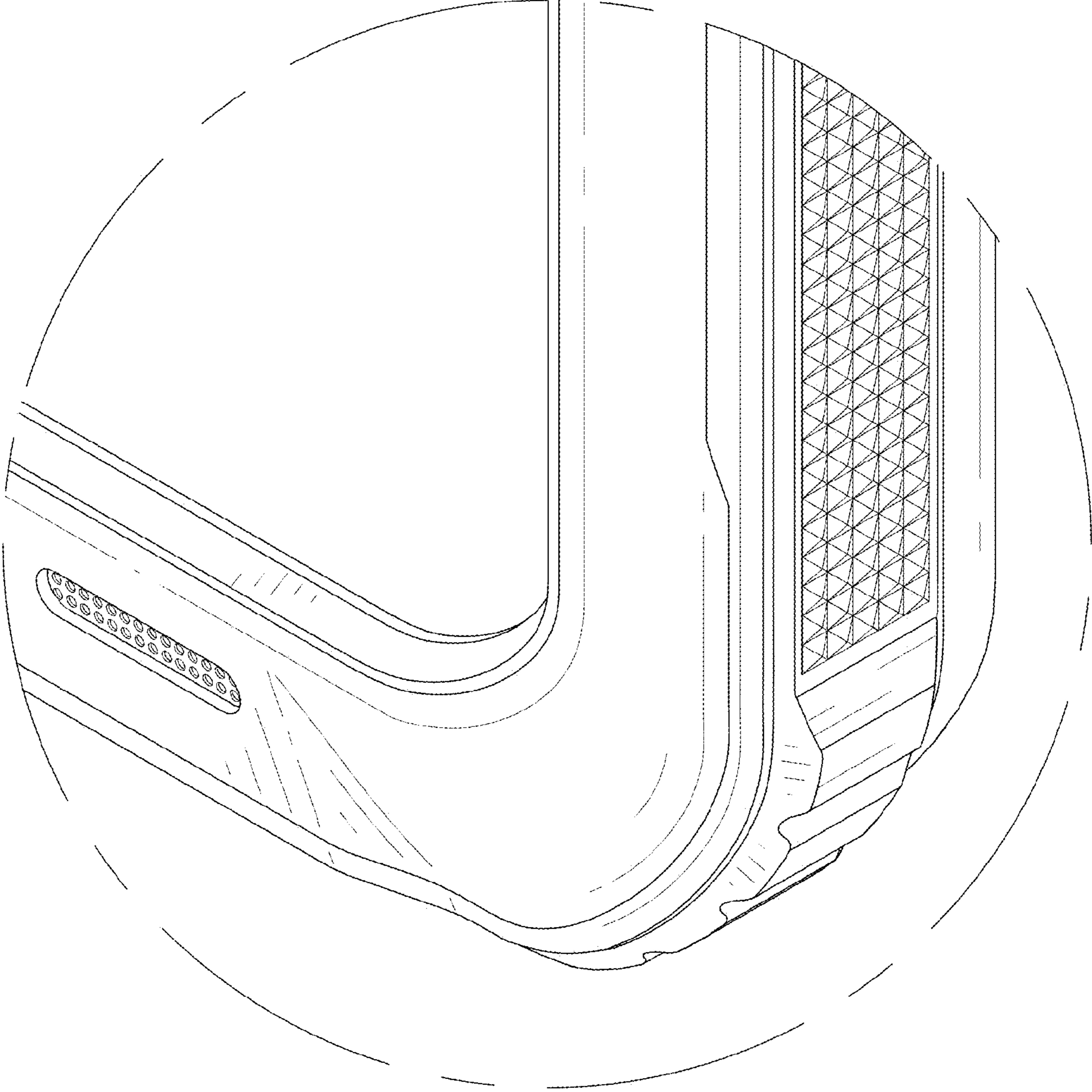


FIG. 9

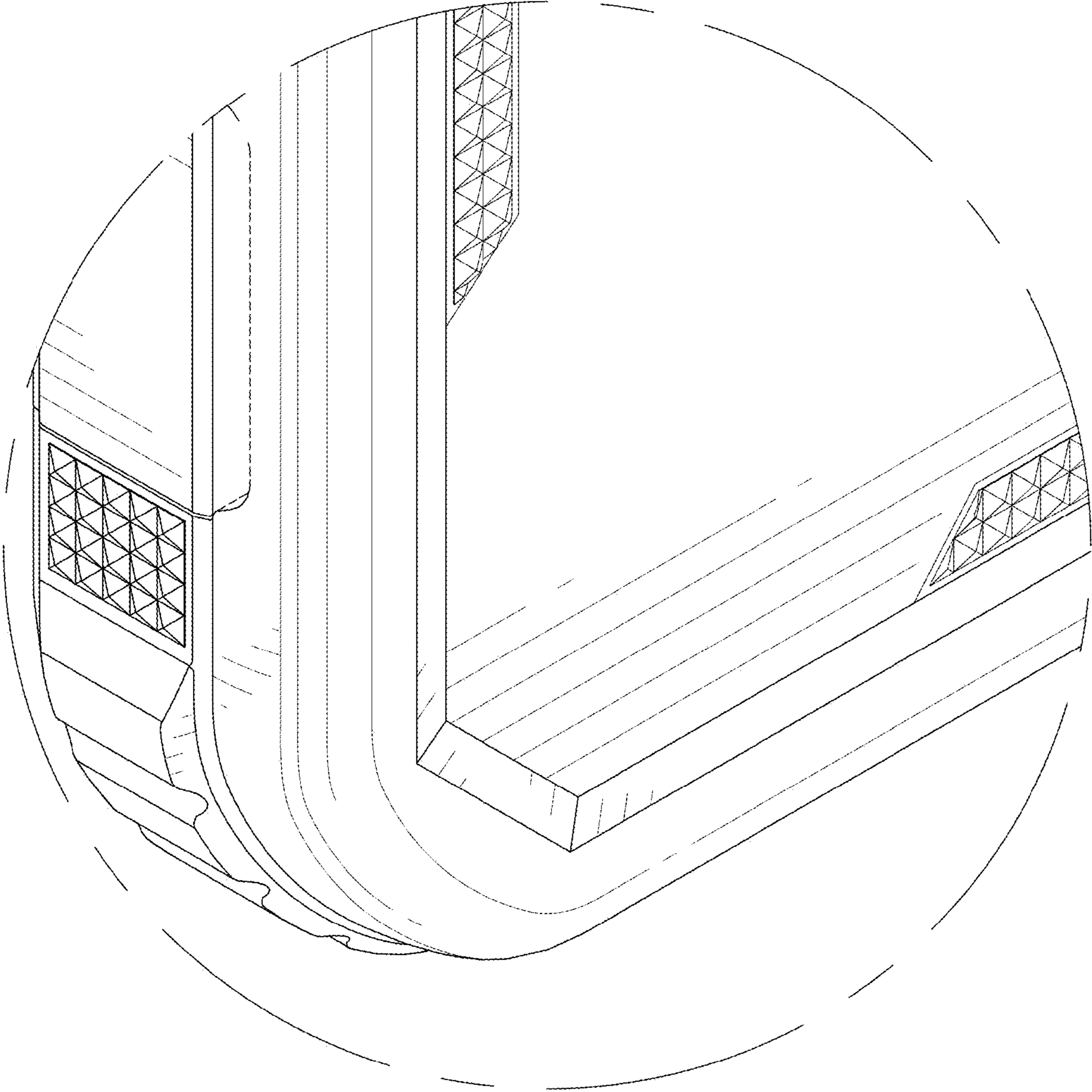


FIG. 10