



US00D878330S

(12) **United States Design Patent**
Lee et al.

(10) **Patent No.:** **US D878,330 S**
(45) **Date of Patent:** **** Mar. 17, 2020**

(54) **WIRELESS HEADSET**

(71) Applicant: **LG ELECTRONICS INC.**, Seoul (KR)

(72) Inventors: **Seungyup Lee**, Seoul (KR); **Dongsoon Kim**, Seoul (KR); **Min Kim**, Seoul (KR); **Soonhyun Park**, Seoul (KR); **Sunmin Lee**, Seoul (KR)

(73) Assignee: **LG ELECTRONICS INC.**, Seoul (KR)

(**) Term: **15 Years**

(21) Appl. No.: **35/506,504**

(22) Filed: **Aug. 10, 2018**

(80) **Hague Agreement Data**

Int. Filing Date: **Aug. 10, 2018**
Int. Reg. No.: **DM/102801**
Int. Reg. Date: **Aug. 10, 2018**
Int. Reg. Pub. Date: **Feb. 15, 2019**

(30) **Foreign Application Priority Data**

Feb. 12, 2018 (KR) 30-2018-0007504

(51) **LOC (12) Cl.** **14-01**

(52) **U.S. Cl.**
USPC **D14/205**

(58) **Field of Classification Search**
USPC D14/138 R, 172, 188, 191, 192, 203.1, D14/204, 205, 206, 223, 224, 225, 249, D14/372, 433, 496; D24/174
CPC H04R 25/00; H04R 1/10; H04R 1/10016; H04R 1/105; H04R 1/1083; H04R 1/02
See application file for complete search history.

(56) **References Cited**

U.S. PATENT DOCUMENTS

D351,597 S * 10/1994 Nakamura D14/205
D766,869 S * 9/2016 Lee D14/205

D800,089 S * 10/2017 Park D14/205
D800,090 S * 10/2017 Ahn D14/205
D803,186 S * 11/2017 Park D14/205
D821,352 S * 6/2018 Liden D14/205
D823,828 S * 7/2018 Park D14/205
D826,899 S * 8/2018 Ahn D14/205
D830,335 S * 10/2018 Shin D14/205
D830,995 S * 10/2018 Shin D14/205
D830,996 S * 10/2018 Park D14/205
D830,998 S * 10/2018 Kim D14/205
D830,999 S * 10/2018 Kim D14/205
D831,609 S * 10/2018 Huang D14/205
D831,611 S * 10/2018 Kim D14/205
D832,814 S * 11/2018 Kim D14/205
D832,815 S * 11/2018 Park D14/205

(Continued)

Primary Examiner — Darlington Ly

(74) *Attorney, Agent, or Firm* — Birch, Stewart, Kolasch & Birch, LLP

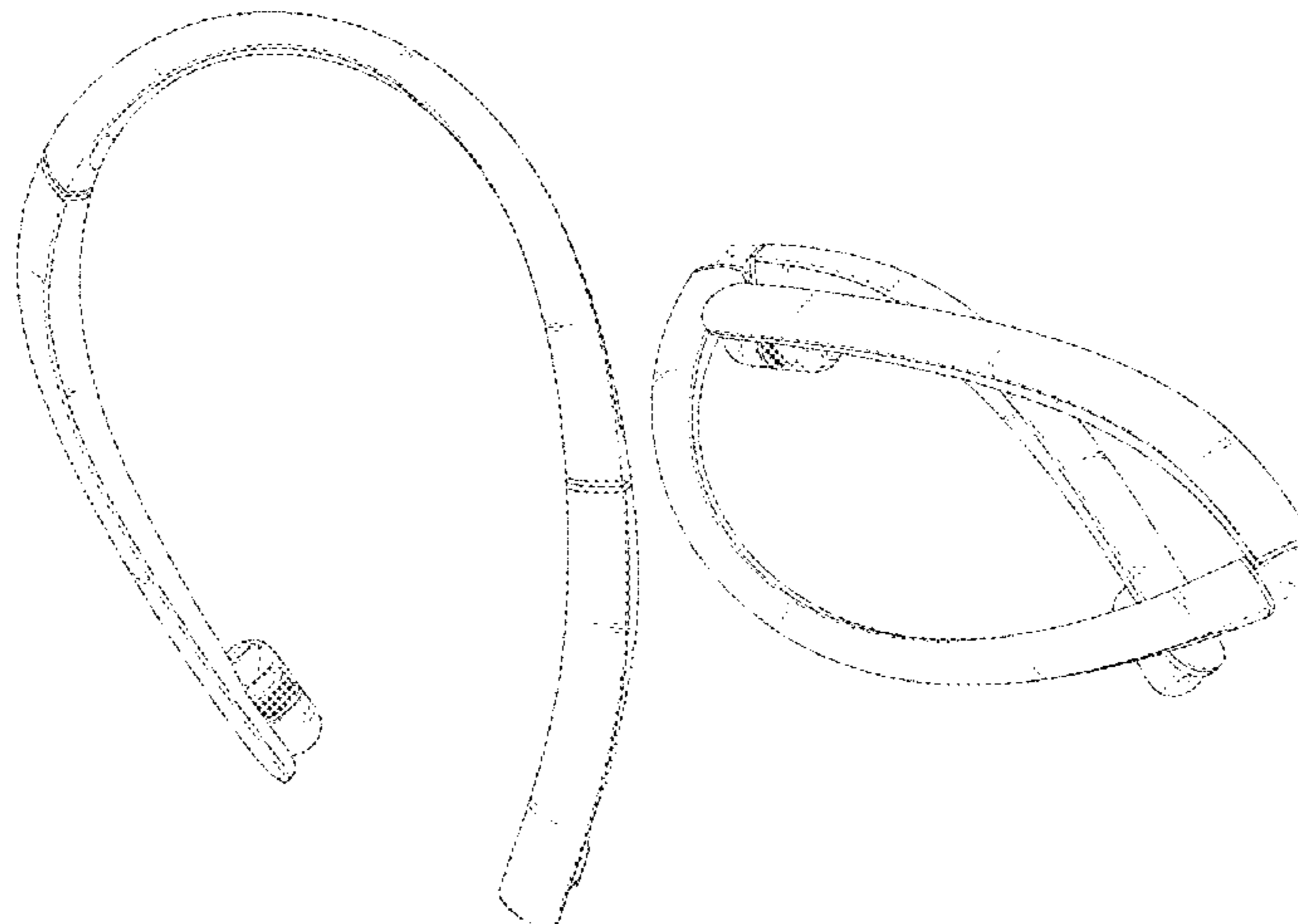
(57) **CLAIM**

The ornamental design for a wireless headset, as shown and described.

DESCRIPTION

1. Wireless headset
1.1 is a front perspective view of a wireless headset showing our new design;
1.2 is a front elevation view thereof;
1.3 is a rear elevation view thereof;
1.4 is a left side elevation view thereof;
1.5 is a right side elevation view thereof;
1.6 is a top plan view thereof;
1.7 is a bottom plan view thereof;
1.8 is a rear perspective view thereof;
1.9 is front perspective view thereof when folded; and
1.10 is a left side elevation view thereof when in use.
The broken line showing portions of the wireless headset and environmental user do not form part of the claimed design.

1 Claim, 10 Drawing Sheets



(56)

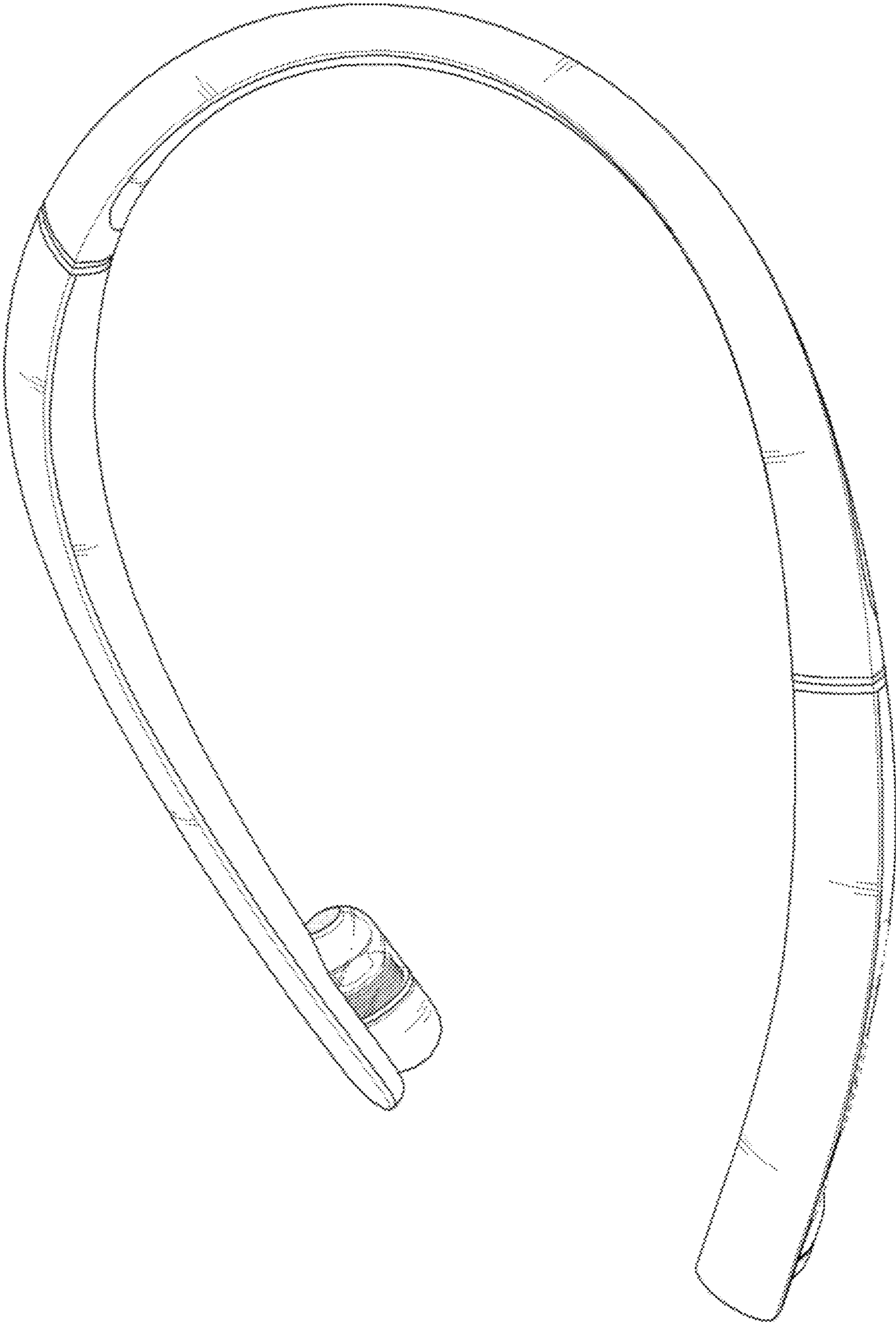
References Cited

U.S. PATENT DOCUMENTS

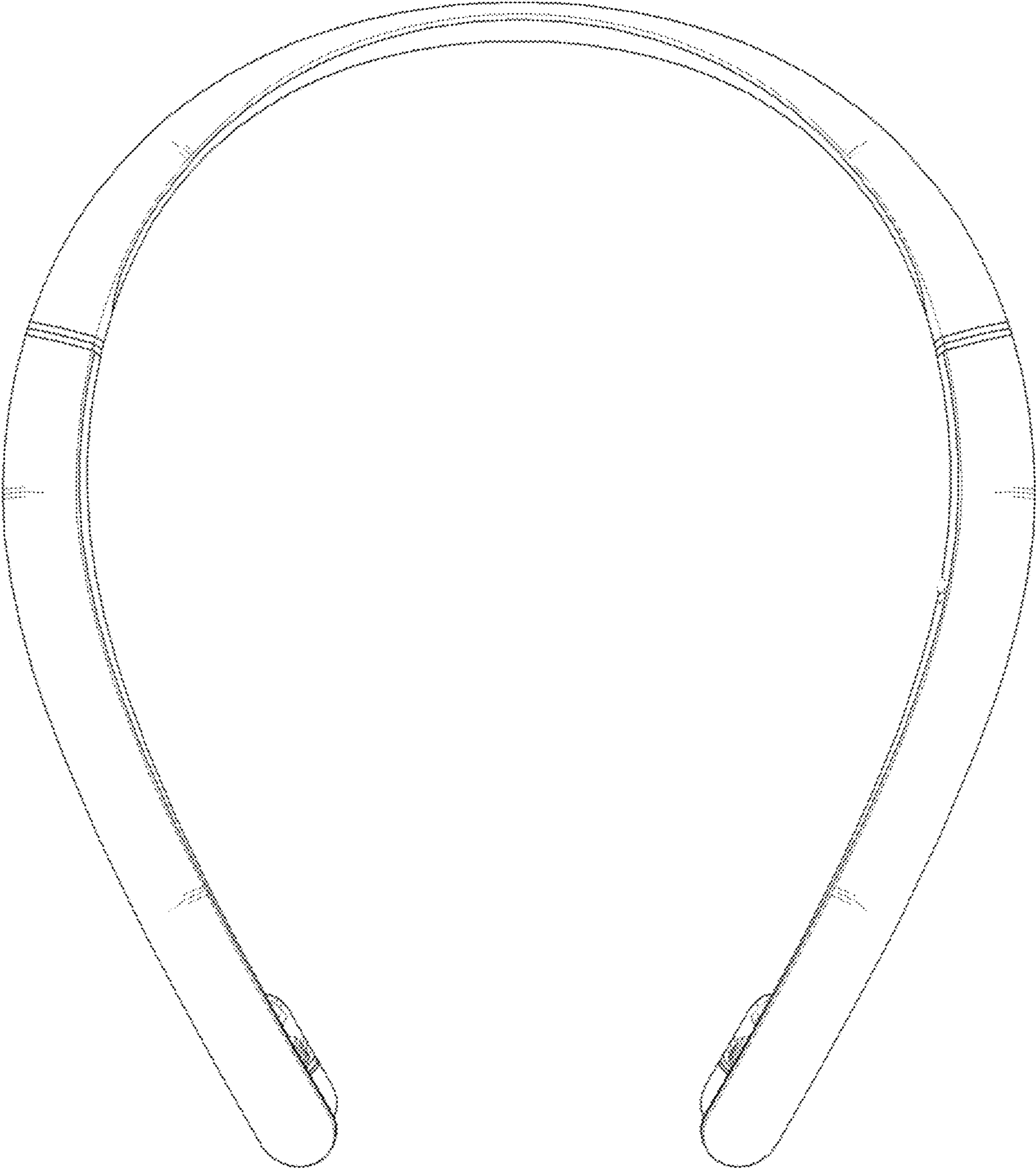
D832,816 S *	11/2018	Park	D14/205
D832,819 S *	11/2018	Park	D14/205
D855,582 S *	8/2019	Shin	D14/205
D856,965 S *	8/2019	Shin	D14/205
D856,966 S *	8/2019	Shin	D14/205
D856,972 S *	8/2019	Shin	D14/206
2015/0264474 A1 *	9/2015	Seo	H04R 1/1091
				381/74
2017/0195768 A1 *	7/2017	Kim	H04R 1/1033
2017/0347192 A1 *	11/2017	Seo	H04R 5/02

* cited by examiner

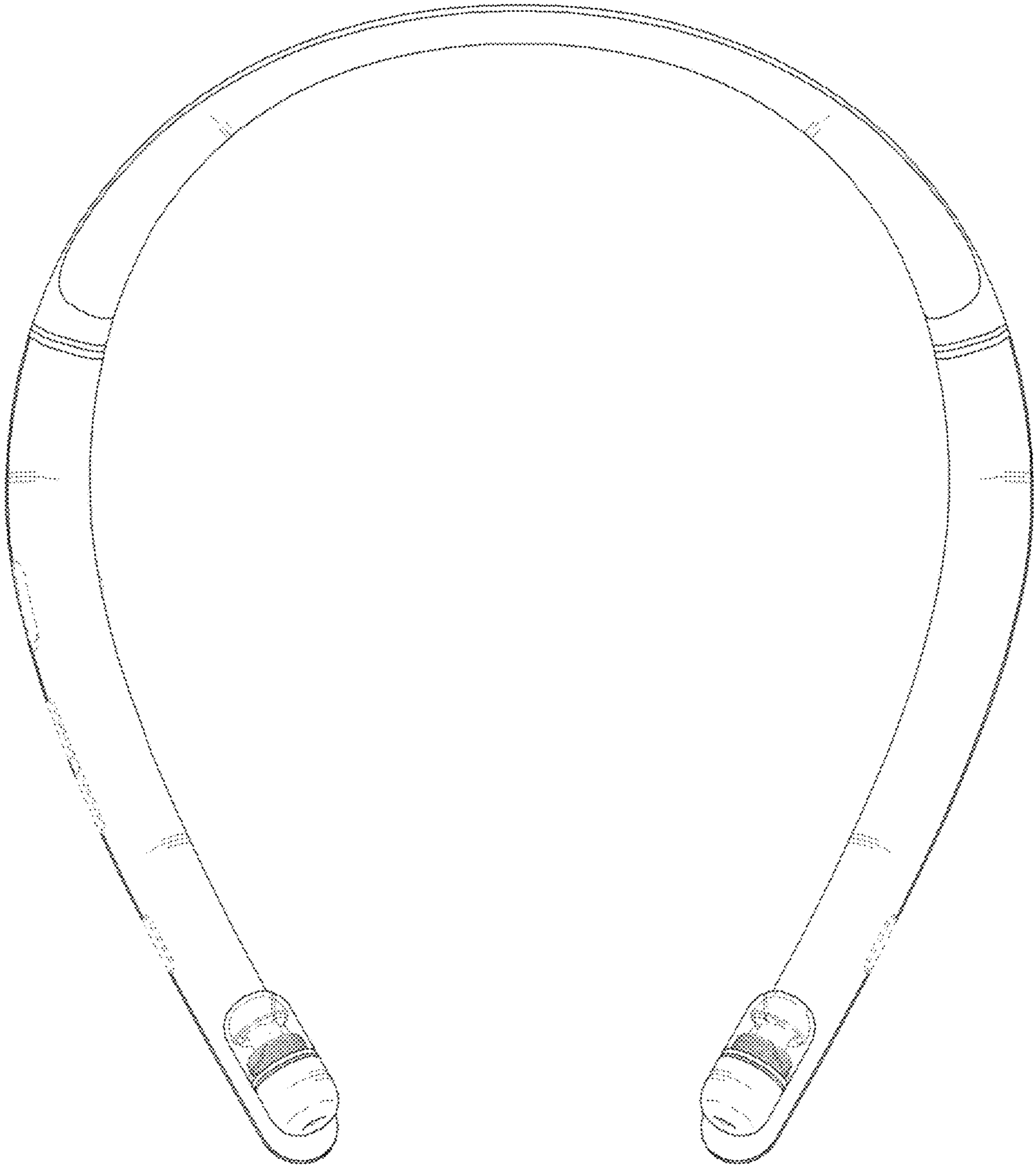
1.1




1.2



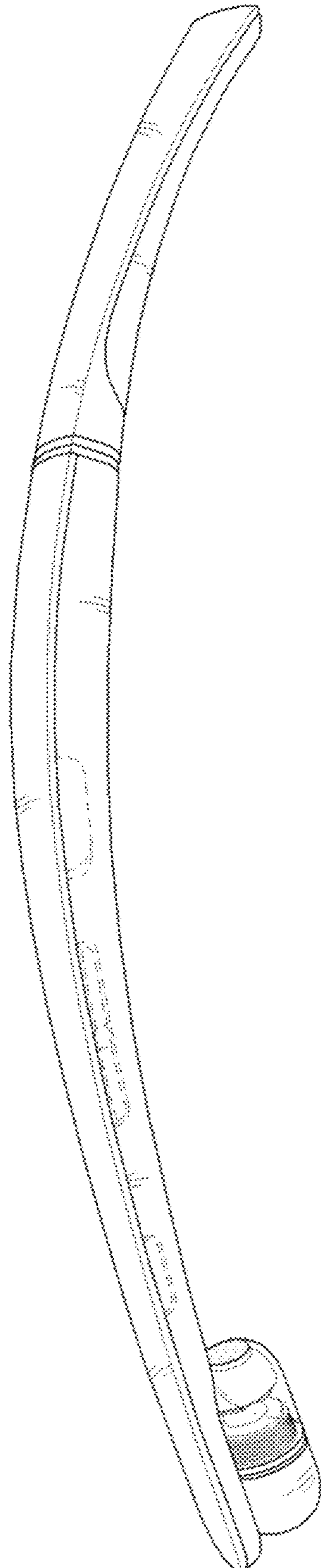
1.3



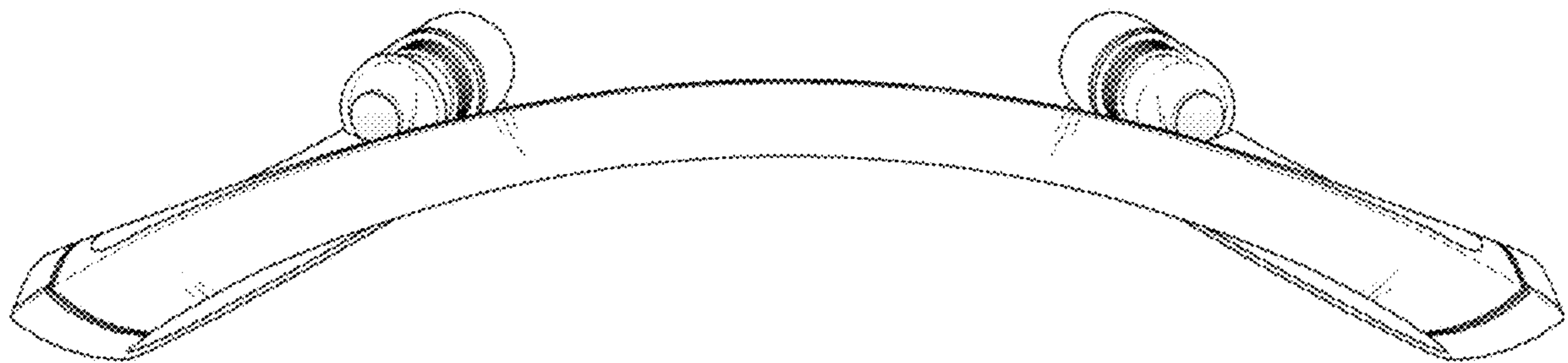
1.4



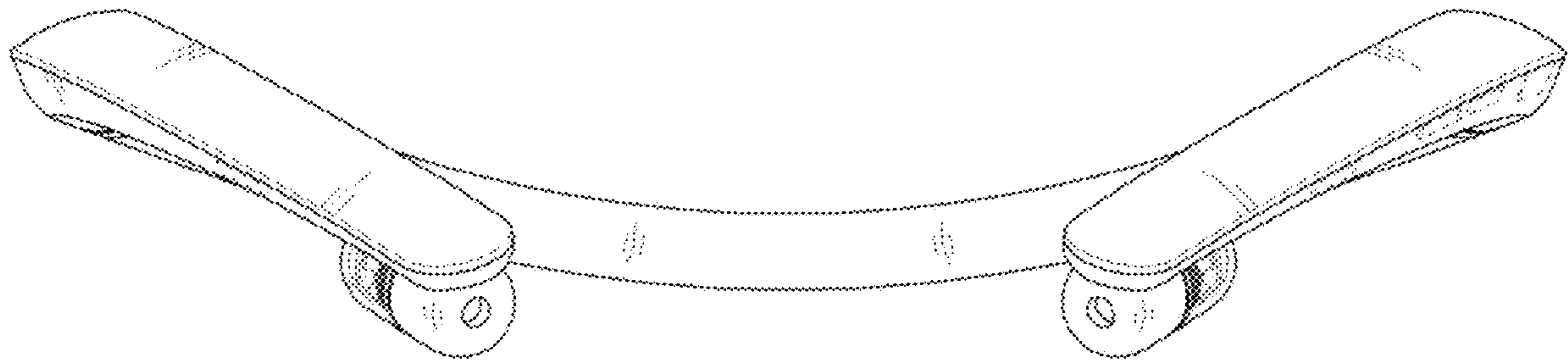
1.5



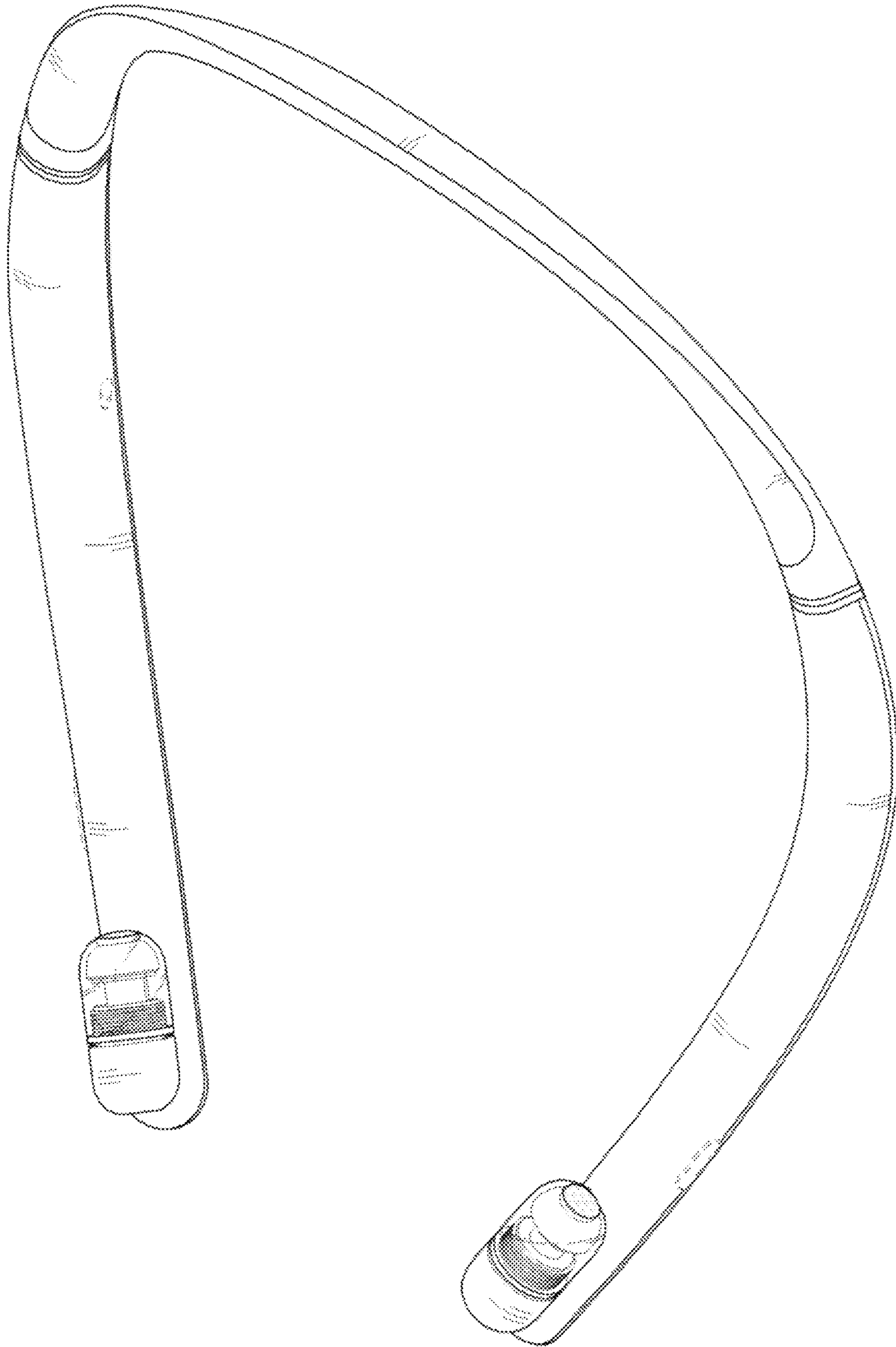
1.6



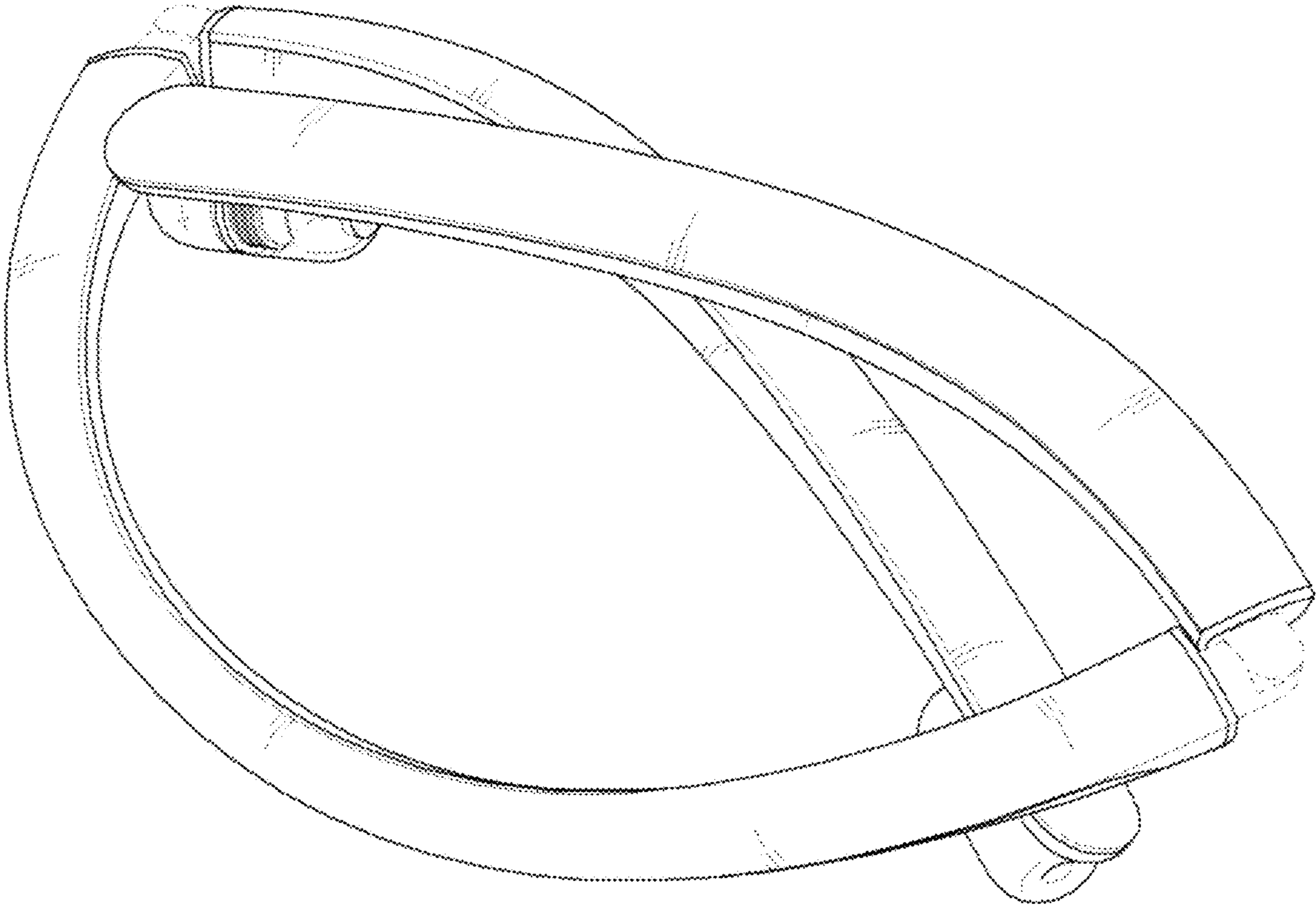
1.7



1.8



1.9



1.10

