



US00D878311S

(12) **United States Design Patent**
Watanabe

(10) **Patent No.:** **US D878,311 S**

(45) **Date of Patent:** **** Mar. 17, 2020**

(54) **SWITCH SPRING**

(71) Applicants: **CITIZEN ELECTRONICS CO., LTD.**, Yamanashi-ken (JP); **CITIZEN WATCH CO., LTD.**, Tokyo (JP)

(72) Inventor: **Shinsuke Watanabe**, Yamanashi-ken (JP)

(73) Assignees: **CITIZEN ELECTRONICS CO., LTD.**, Yamanashi-Ken (JP); **CITIZEN WATCH CO., LTD.**, Tokyo (JP)

(**) Term: **15 Years**

(21) Appl. No.: **29/602,952**

(22) Filed: **May 5, 2017**

(30) **Foreign Application Priority Data**

Nov. 7, 2016 (JP) D2016-024161
Nov. 7, 2016 (JP) D2016-024164

(Continued)

(51) **LOC (12) Cl.** **13-03**

(52) **U.S. Cl.**
USPC **D13/173**

(58) **Field of Classification Search**
USPC ... D14/138 R, 144, 341, 344, 358, 388, 218,
D14/440, 250; D10/30-39, 70, 98, 132,
(Continued)

(56) **References Cited**

U.S. PATENT DOCUMENTS

6,107,586 A * 8/2000 Takeuchi H01H 13/12
200/520
6,114,644 A * 9/2000 Nishikawa H01H 13/48
200/406
6,351,205 B1 * 2/2002 Armstrong H01C 10/106
338/114
6,756,554 B1 * 6/2004 Hu H01H 13/48
200/520

(Continued)

OTHER PUBLICATIONS

Coin Cell Battery Holder—20Mm (Smd), posted Apr. 14, 2017, [retrieved Nov. 25, 2019]. Retrieved from Internet, <URL: <https://www.amazon.com/Coin-Cell-Battery-Holder-20Mm/dp/B06ZZJ5SRC>>.*

Jameco Reliapro WJ-CR1220-1 CR1220 Coin Cell Battery Holder PC Mount (Pack of 20), posted unknown, [retrieved Nov. 25, 2019]. Retrieved from Internet, <URL: <https://www.amazon.com/Jameco-Reliapro-WJ-CR1220-1-CR1220-Battery/dp/B07FJDJF12#feature-bullets-btf>>.*

(Continued)

Primary Examiner — Karen E Kearney

Assistant Examiner — Kristin E Reed

(74) *Attorney, Agent, or Firm* — Wenderoth, Lind & Ponack, L.L.P.

(57) **CLAIM**

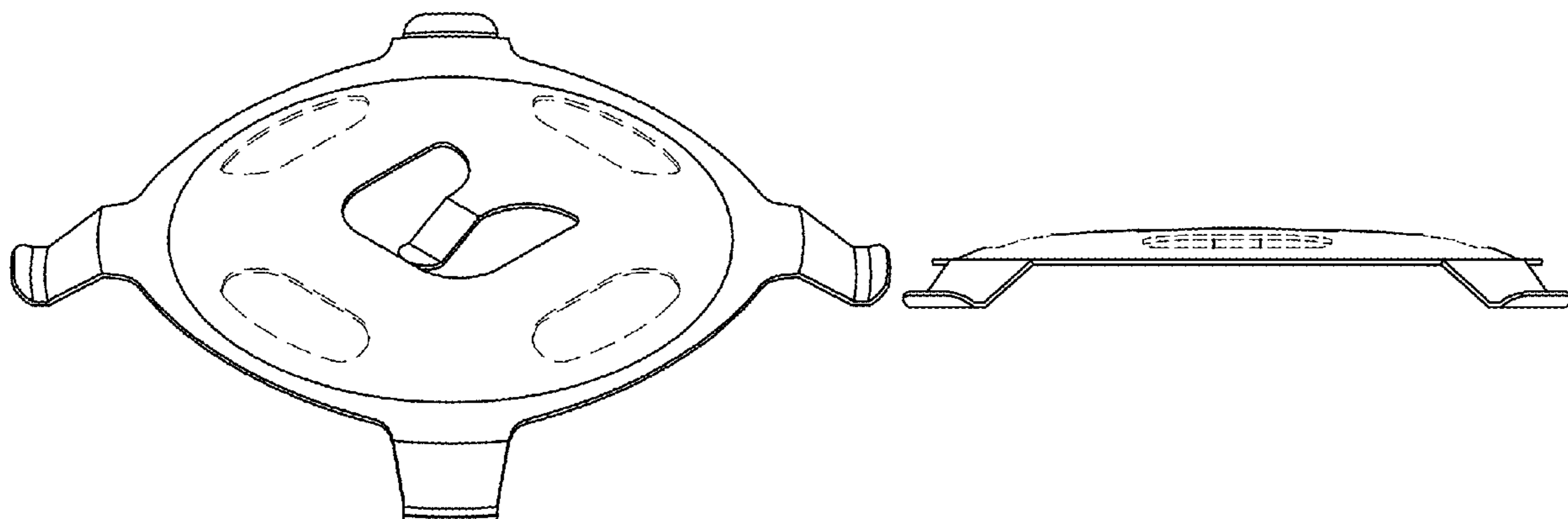
The ornamental design for a switch spring, as shown and described.

DESCRIPTION

FIG. 1 is a front, top, left side perspective view of a first embodiment of a switch spring showing my new design; FIG. 2 is a rear, bottom, right side perspective view thereof; FIG. 3 is a front view thereof, the rear view being a mirror image of the front view; FIG. 4 is a top plan view thereof; FIG. 5 is a bottom plan view thereof; FIG. 6 is a left side view thereof; FIG. 7 is a right side view thereof; FIG. 8 is a cross sectional view along the line 8-8 of FIG. 4; FIG. 9 is a front, top, left side perspective view of a second embodiment of a switch spring showing my new design; FIG. 10 is a rear, bottom, right side perspective view thereof; FIG. 11 is a front view thereof, the rear view being a mirror image of the front view; FIG. 12 is a top plan view thereof; FIG. 13 is a bottom plan view thereof; FIG. 14 is a left side view thereof; FIG. 15 is a right side view thereof; and, FIG. 16 is a cross sectional view along the line 16-16 of FIG. 12.

The broken lines depict portions of the switch spring that form no part of the claimed design.

1 Claim, 16 Drawing Sheets



(30) Foreign Application Priority Data

Nov. 7, 2016 (JP) D2016-024165
 Nov. 7, 2016 (JP) D2016-024174
 Nov. 7, 2016 (JP) D2016-024180
 Nov. 7, 2016 (JP) D2016-024181
 Nov. 7, 2016 (JP) D2016-024187

(58) Field of Classification Search

USPC D10/122, 128; D11/3, 4, 26, 93-94,
 D11/78.1, 79, 86; D24/167, 169,
 D24/186-187, 164
 CPC A41D 1/002; A41D 19/0034; G06F 1/04;
 G06F 1/08; G06F 1/10; G06F 1/14; G06F
 1/1626; G06F 1/1628; G06F 1/163; G06F
 1/1635; G06F 1/3203; G06Q 20/10;
 G06Q 20/12; G06Q 20/108; G06Q
 20/145; H04B 1/3833; H04B 1/385;
 H04B 1/3888; H04M 1/02; H04M 1/03;
 H04M 1/04; H04M 1/05; H04M 1/667;
 H04M 1/6058; Y02B 60/1217; H01H
 13/14; H01H 13/48; H01H 13/36; H01H
 13/365; H01H 13/40; H01H 13/42; H01H
 13/50; H01H 2215/004; H01H 2215/006;
 H01H 2215/036; H01H 2227/022

See application file for complete search history.

(56) References Cited

U.S. PATENT DOCUMENTS

D561,706 S * 2/2008 Mishima D13/171
 D621,373 S * 8/2010 Asada D13/171
 D761,212 S * 7/2016 Muramoto D13/171
 9,793,072 B2 * 10/2017 Watanabe H01H 13/48
 10,096,437 B2 * 10/2018 Watanabe H01H 13/14
 10,096,439 B2 * 10/2018 Wakuda H01H 13/78
 10,115,541 B2 * 10/2018 Wakuda H05K 1/181
 10,304,641 B2 * 5/2019 Watanabe H01H 13/48
 10,483,056 B2 * 11/2019 Wakuda H01H 13/50
 2008/0277251 A1 * 11/2008 Tatman H01H 13/48
 200/17 B
 2014/0116865 A1 * 5/2014 Leong G06F 3/0202
 200/344
 2018/0068810 A1 * 3/2018 Wakuda H01H 13/78

OTHER PUBLICATIONS

Home > All Industries > Electrical Equipment & Supplies >
 Batteries > Other Batteries, posted unknown, [retrieved Nov. 25,
 2019]. Retrieved from Internet, <URL: [https://www.alibaba.com/
 product-detail/AG10-battery-retainer-3v-AG10-LR1130_60287094429.
 html](https://www.alibaba.com/product-detail/AG10-battery-retainer-3v-AG10-LR1130_60287094429.html) >.*

* cited by examiner

Fig. 1

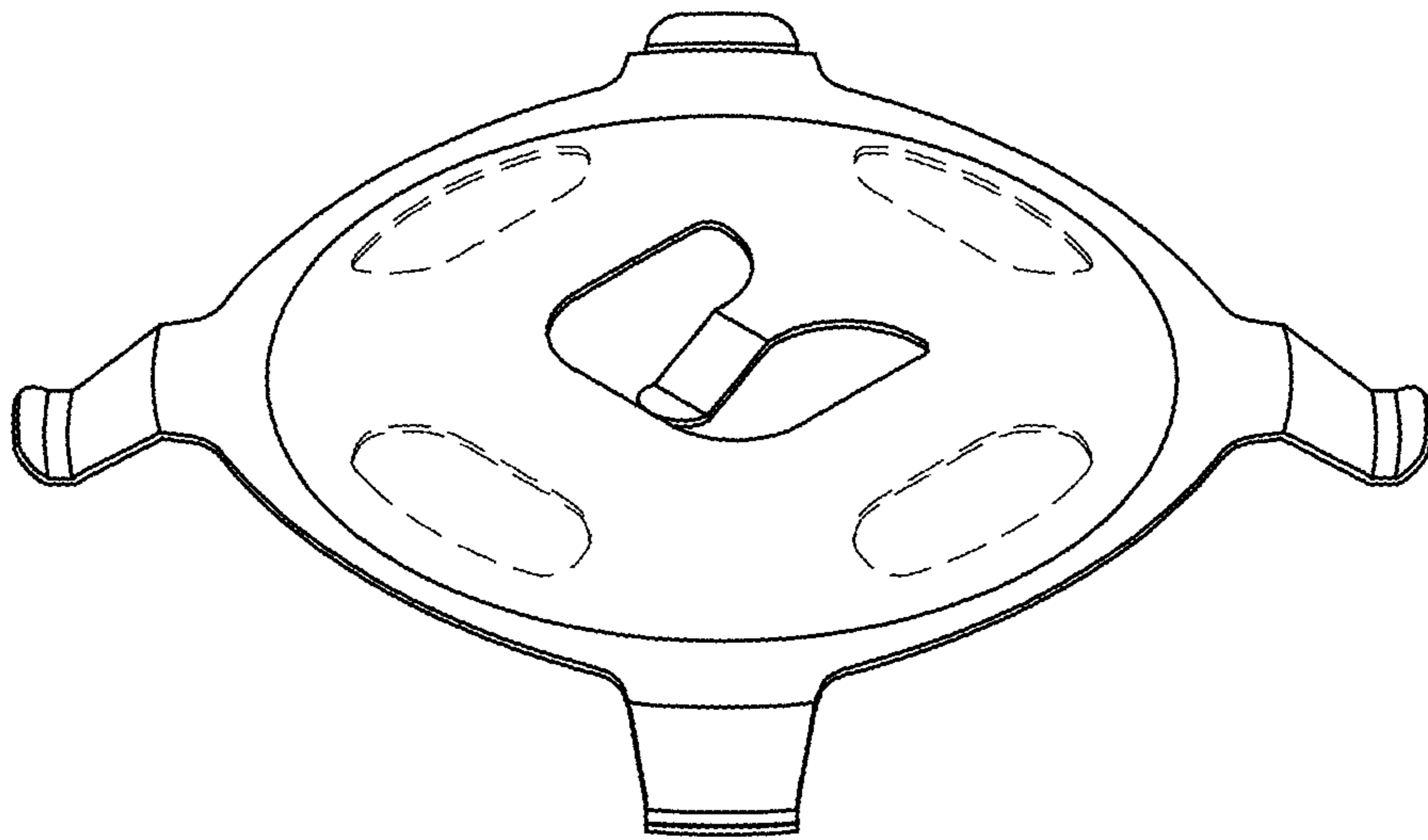


Fig. 2

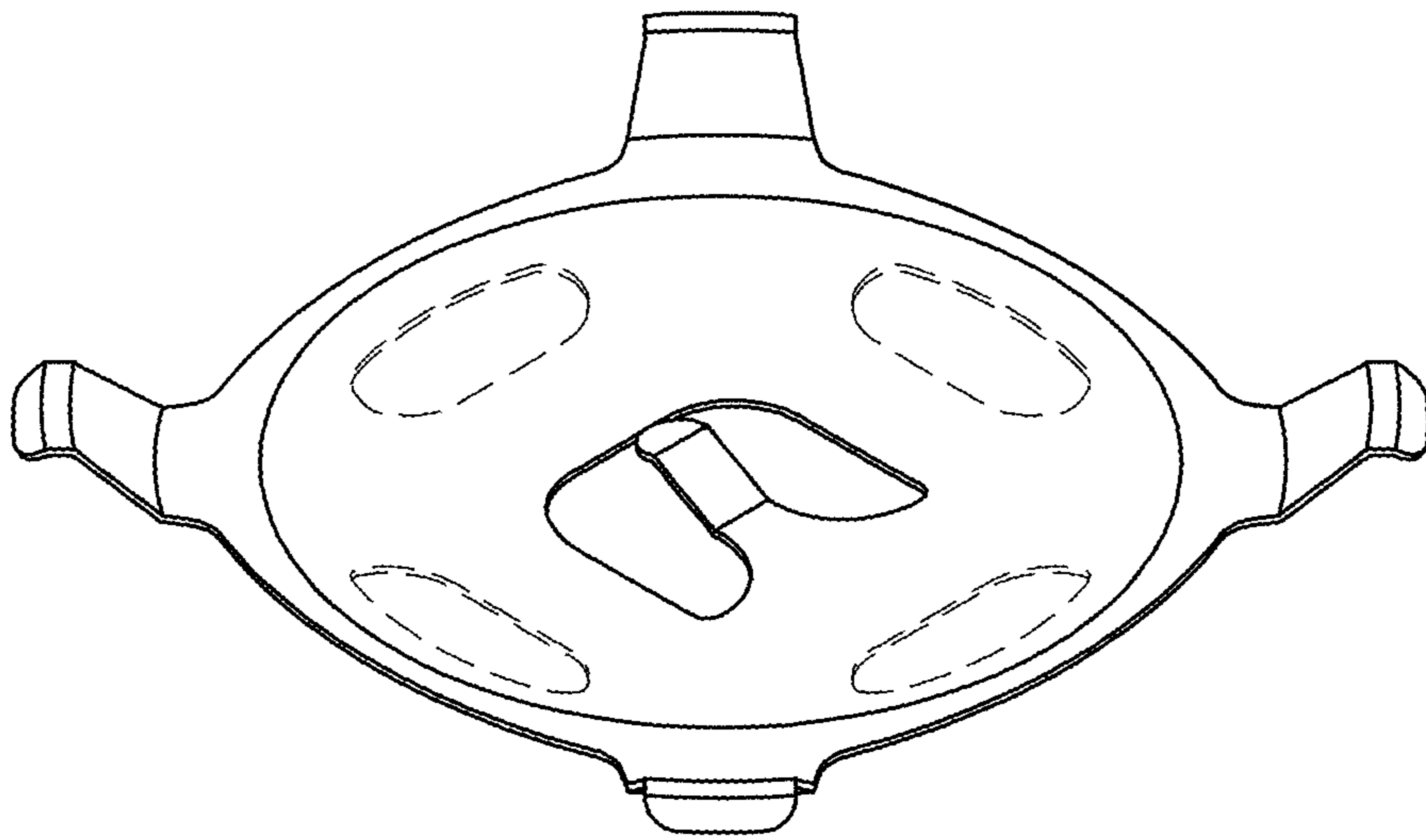


Fig. 3




Fig. 4

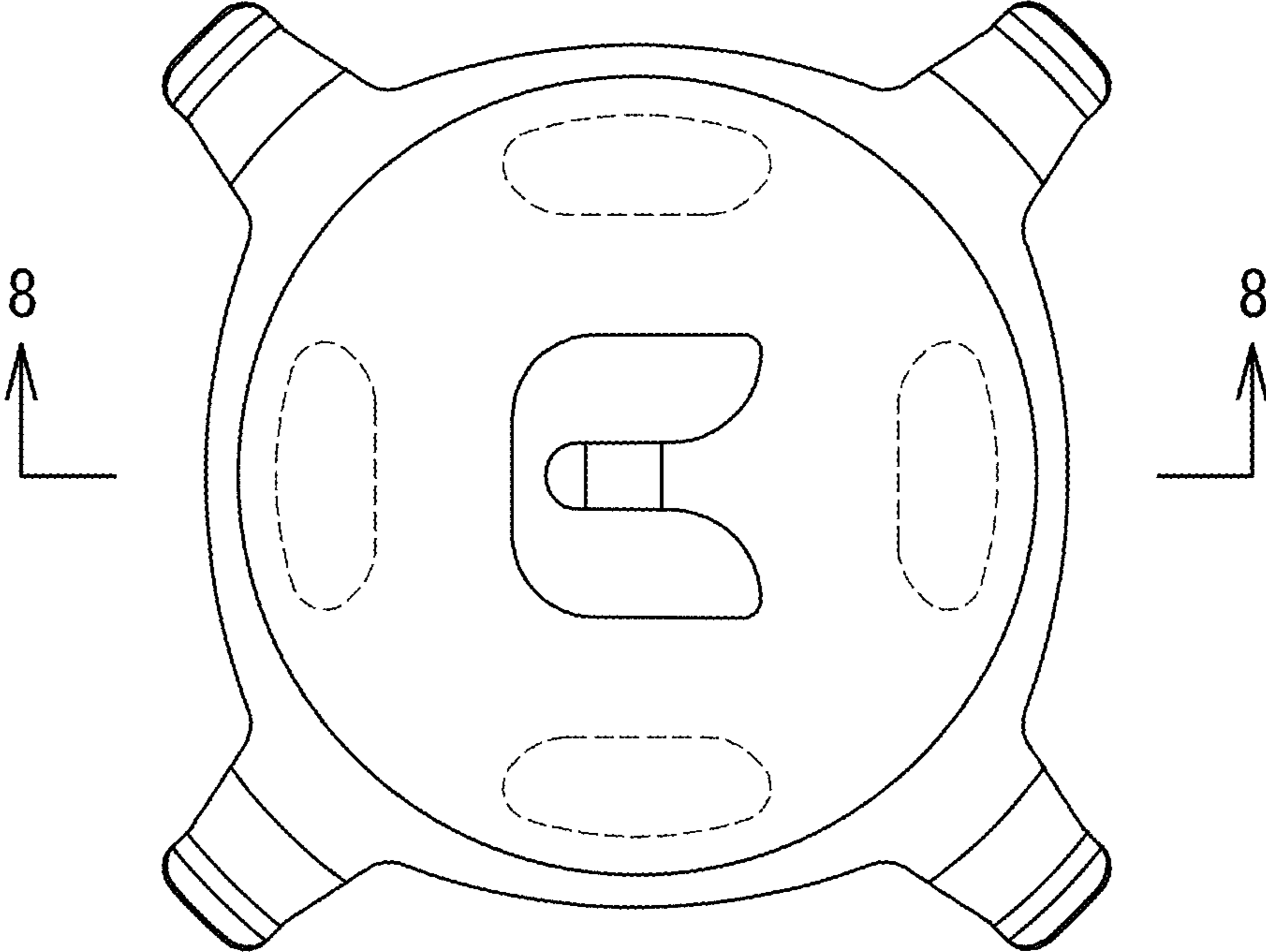


Fig. 5

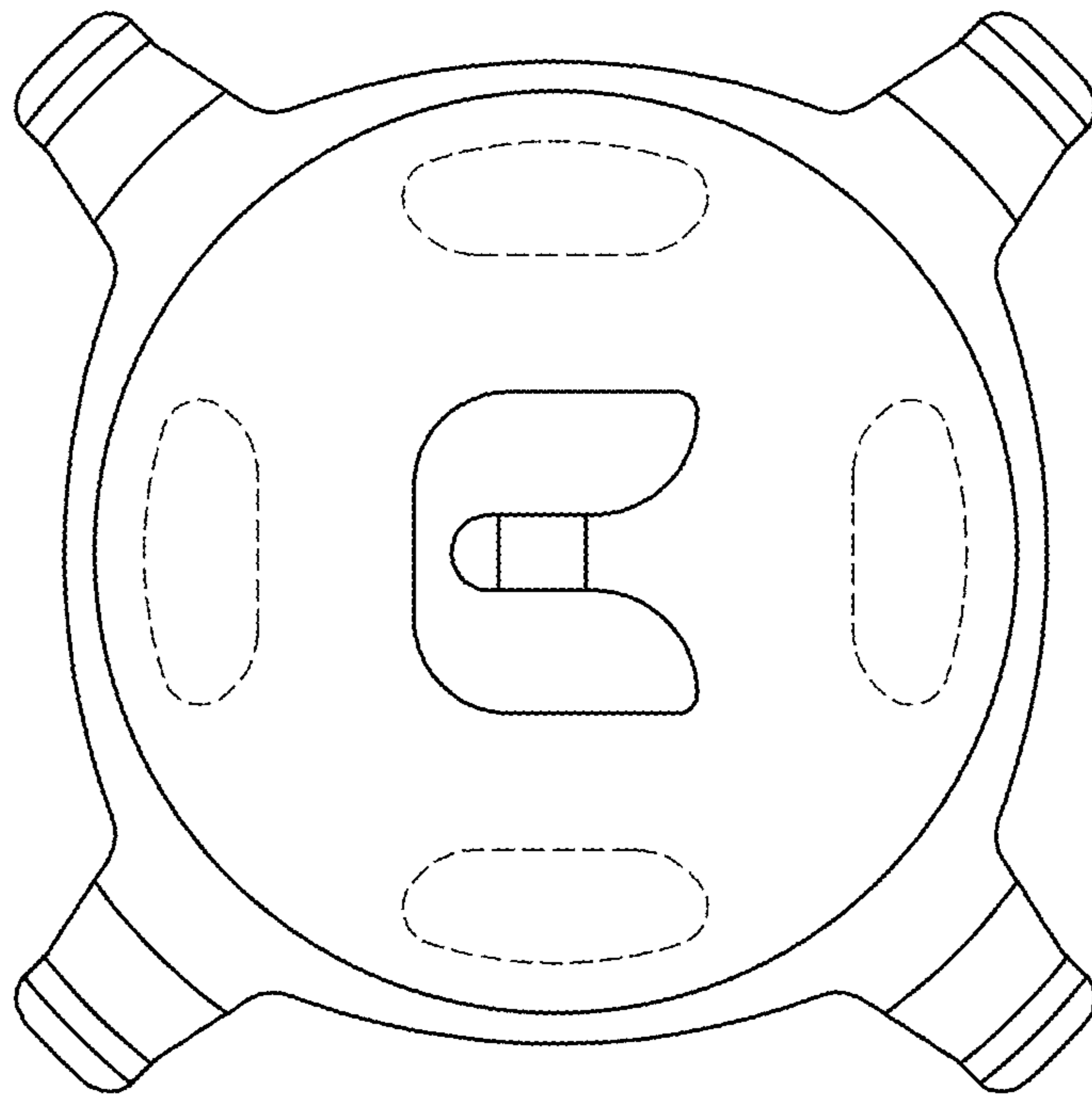


Fig. 6



Fig. 7



Fig. 8




Fig. 9

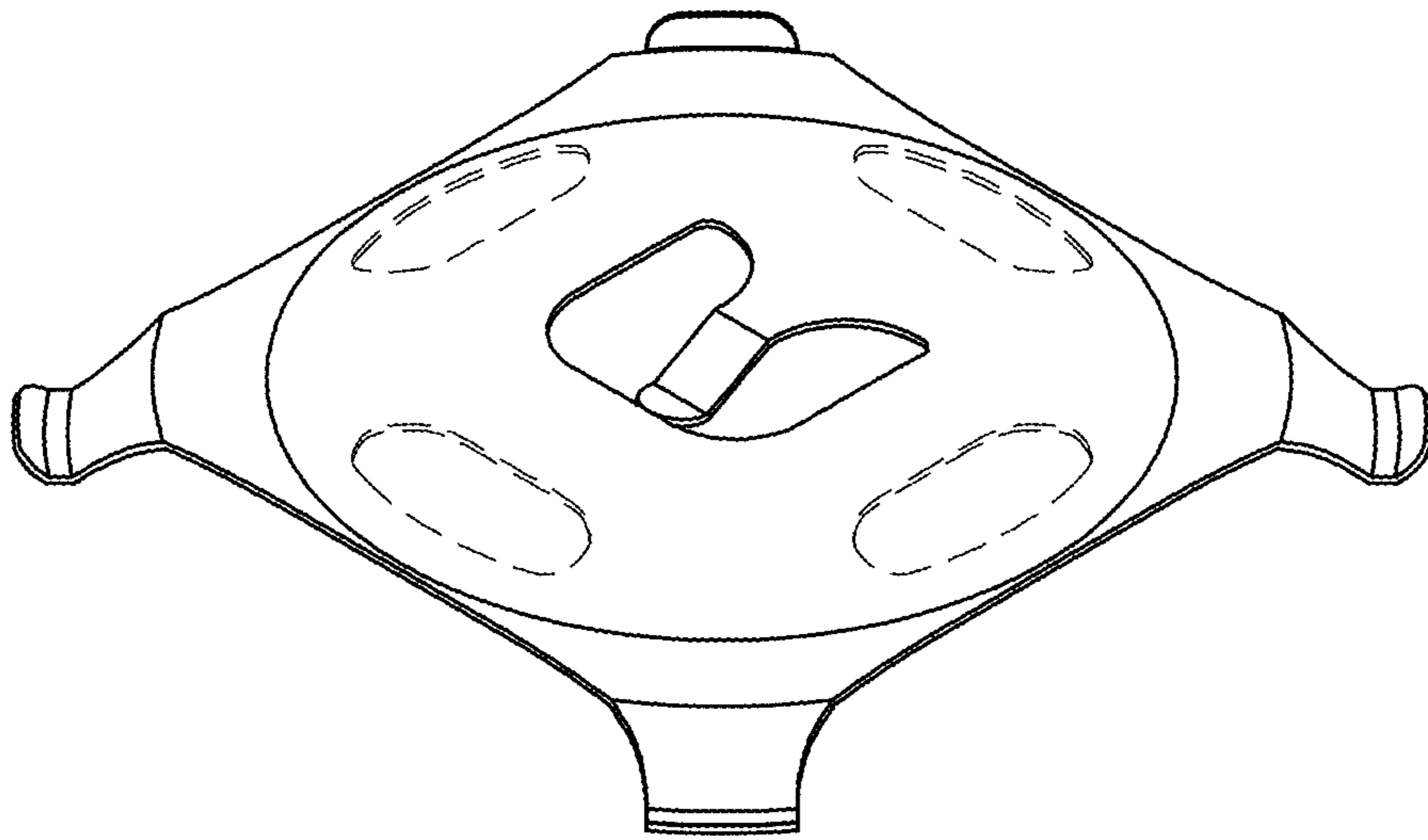


Fig. 10

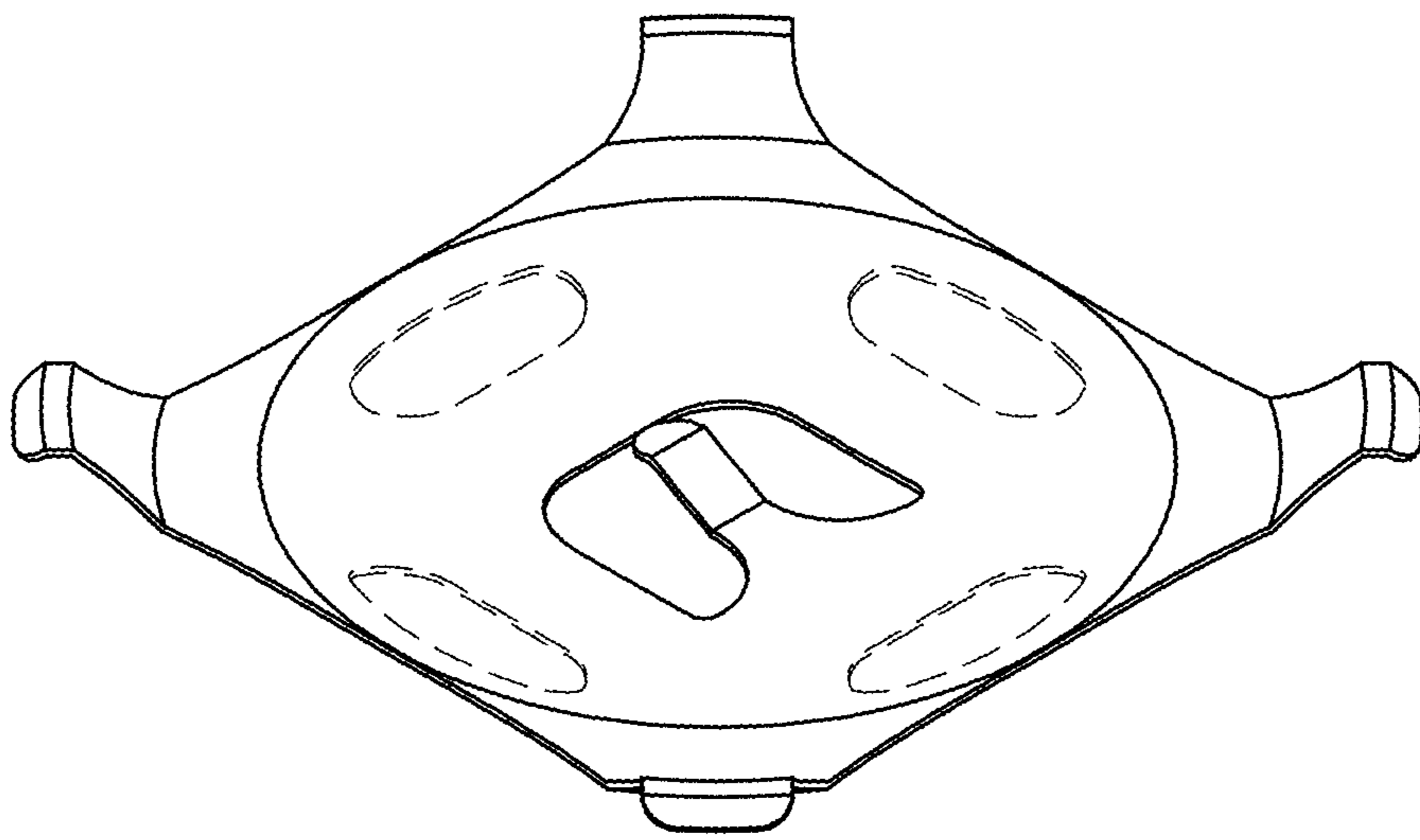


Fig. 11




Fig. 12

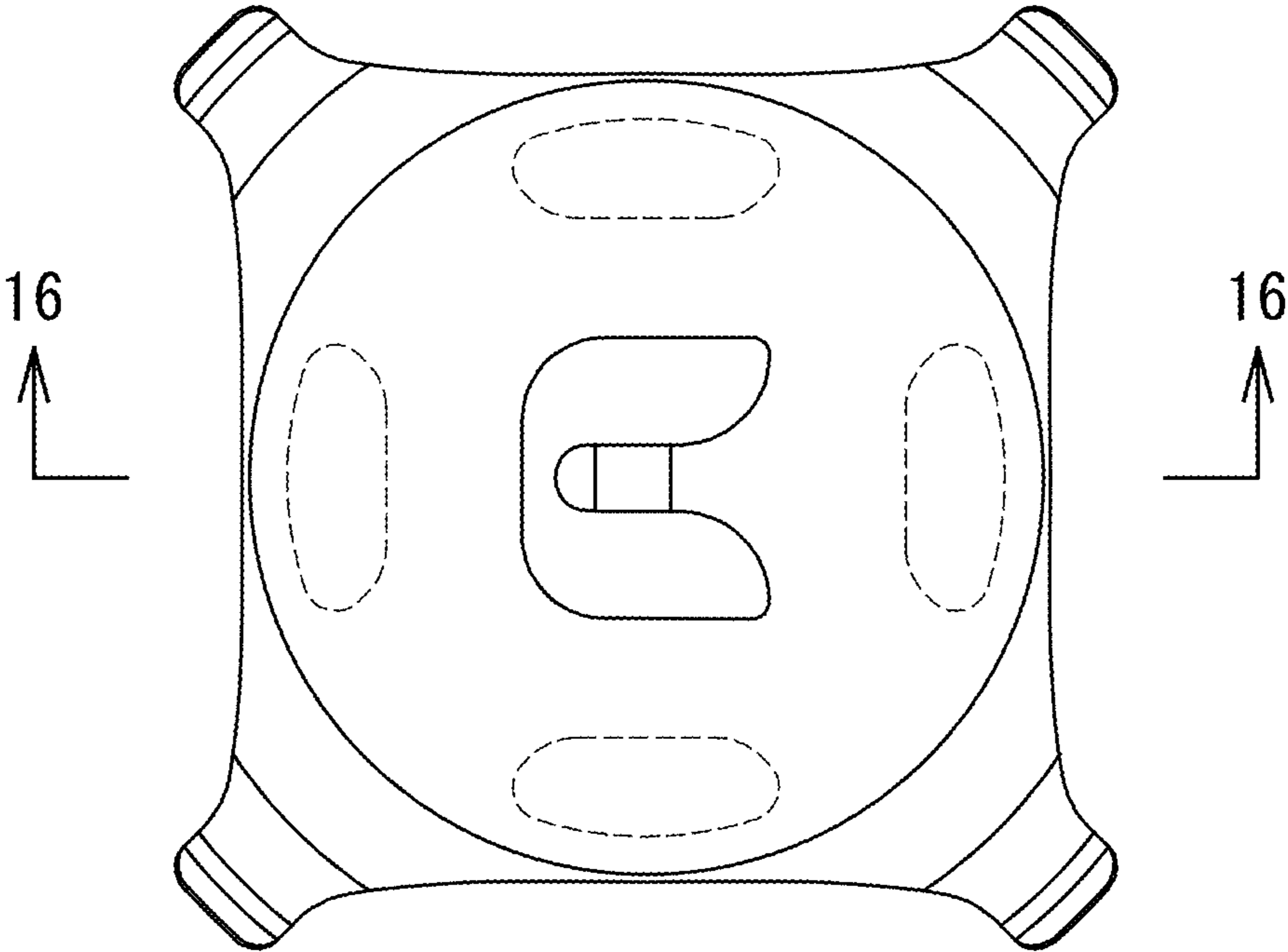


Fig. 13

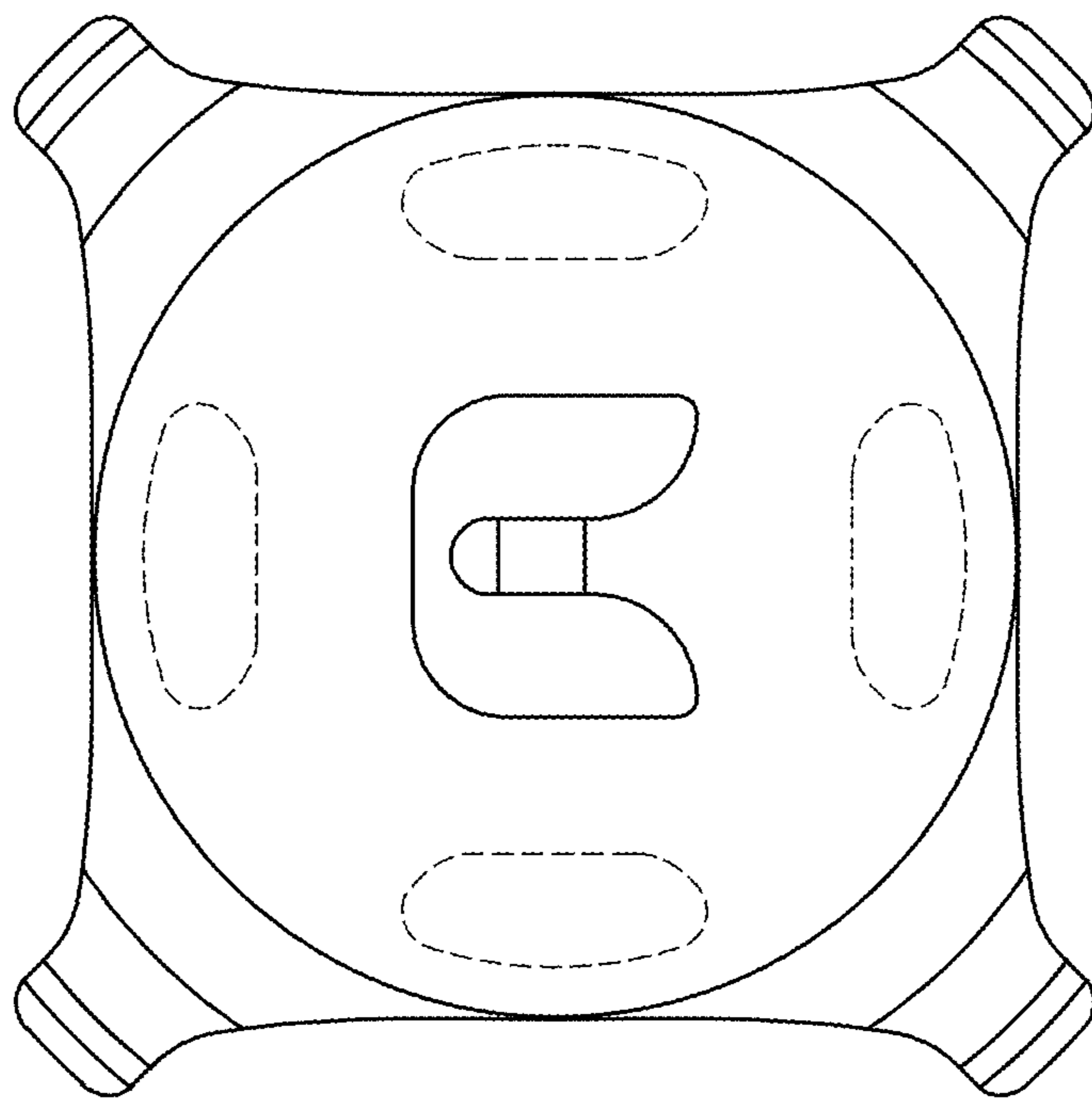


Fig. 14



Fig. 15



Fig. 16

