

US00D878285S

(12) **United States Design Patent**  
**Schultz et al.**

(10) **Patent No.:** **US D878,285 S**  
(45) **Date of Patent:** **\*\* Mar. 17, 2020**

(54) **TIRE**  
(71) Applicant: **Bridgestone Americas Tire Operations, LLC**, Nashville, TN (US)  
(72) Inventors: **David E. Schultz**, Stow, OH (US);  
**Brandon P. Nelson**, Stow, OH (US)  
(73) Assignee: **Bridgestone Americas Tire Operations, LLC**, Nashville, TN (US)  
(\*\*) Term: **15 Years**

D746,767 S 1/2016 Koog  
D753,583 S \* 4/2016 Hao ..... D12/512  
D754,592 S \* 4/2016 Tian ..... D12/600  
D763,780 S 8/2016 Igarashi  
D766,171 S 9/2016 Fujioka  
D769,802 S 10/2016 Cerny  
D772,150 S 11/2016 Kim  
D782,403 S 3/2017 Spinnler et al.  
D784,251 S 4/2017 Cerny  
D787,436 S 5/2017 Dixon et al.  
D811,992 S \* 3/2018 Di-Mauro ..... D12/588  
D813,796 S \* 3/2018 Dixon ..... D12/588  
D813,797 S \* 3/2018 Dixon ..... D12/588

(Continued)

(21) Appl. No.: **29/656,958**  
(22) Filed: **Jul. 18, 2018**  
(51) **LOC (12) Cl.** ..... **12-15**  
(52) **U.S. Cl.**  
USPC ..... **D12/600**  
(58) **Field of Classification Search**  
USPC ..... D12/568, 574-604  
CPC ..... Y10T 152/10027; B60C 1/0016; B60C  
11/0306; B60C 11/0302; B60C 3/06;  
B60C 9/17  
See application file for complete search history.

**OTHER PUBLICATIONS**

Schultz, David E. et al., Design U.S. Appl. No. 29/656,957, filed Jul. 18, 2018 entitled "Tire".

(Continued)

*Primary Examiner* — Lakiya G Rogers  
*Assistant Examiner* — John A Voytek

(57) **CLAIM**

The ornamental design for a tire, as shown and described.

**DESCRIPTION**

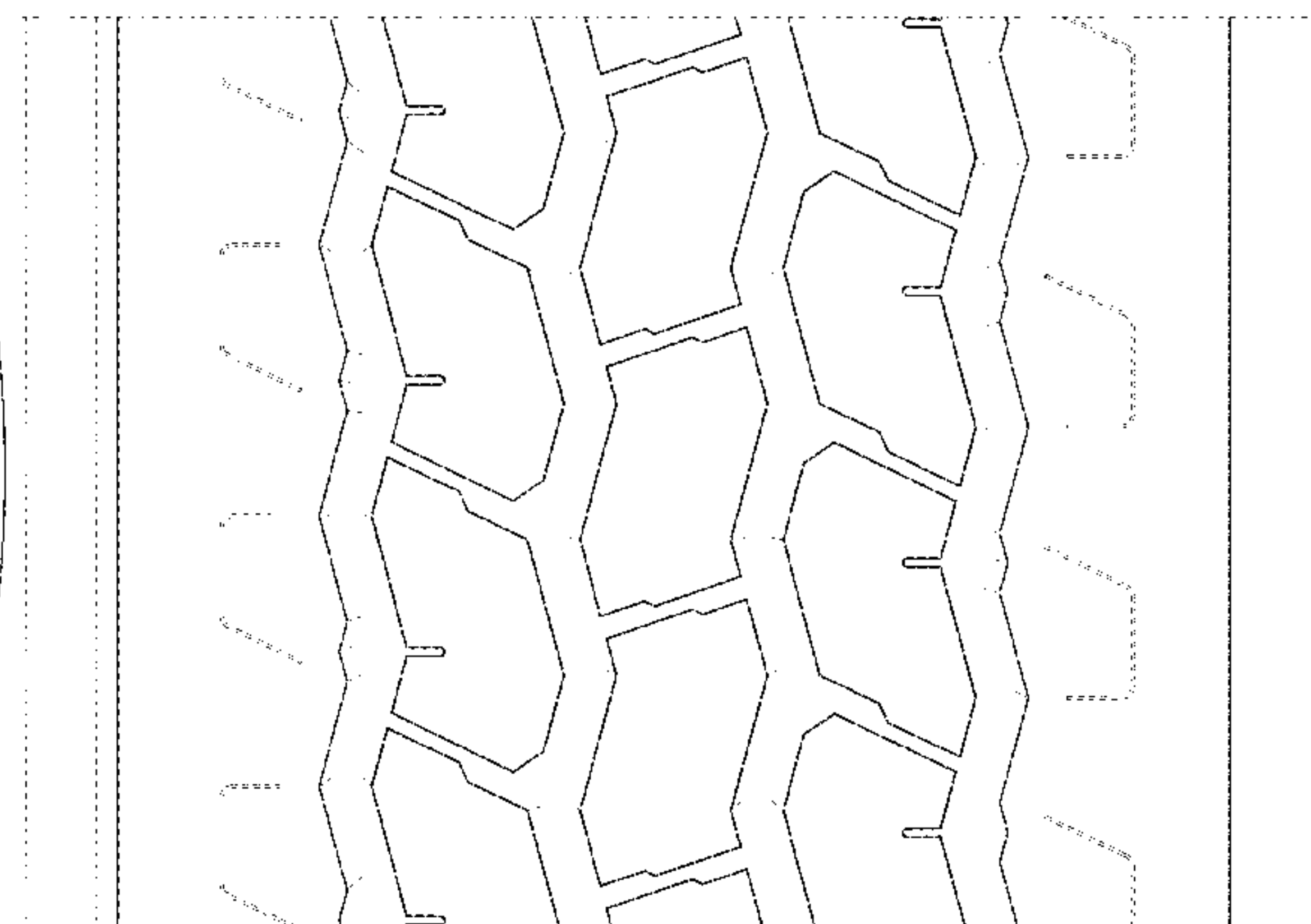
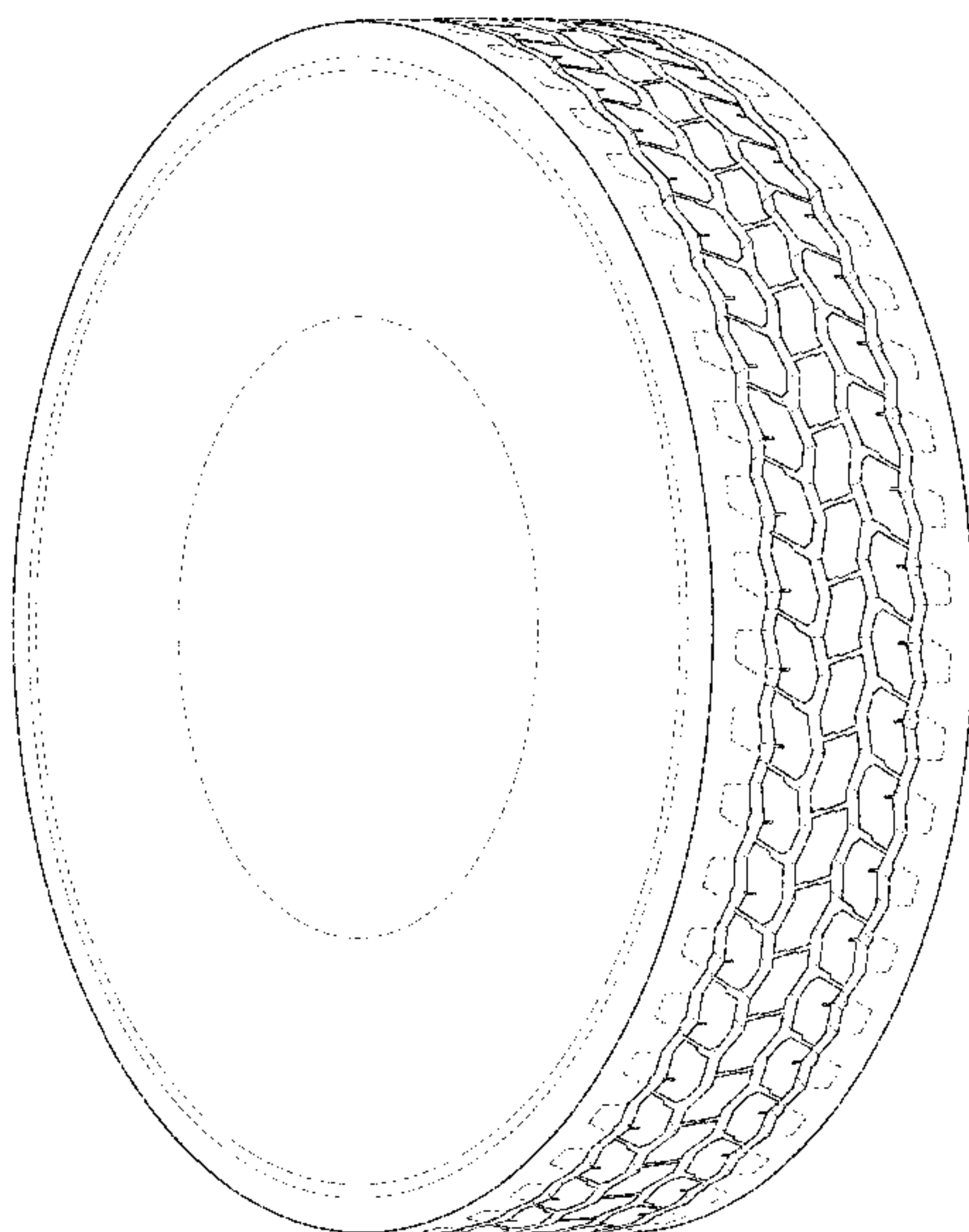
FIG. 1 is a side perspective view of a tire showing our new design, the pattern repeating uniformly around the circumference of the tire;  
FIG. 2 is a front elevational view thereof;  
FIG. 3 is an enlarged fragmentary view showing the details of our new design; and,  
FIG. 4 is a left side view thereof, the right side being a mirror image.  
The broken lines defining the tread lug walls, sidewall, inner bead, and the tread shoulder ribs depict environmental subject matter that forms no part of the claimed design.

**1 Claim, 4 Drawing Sheets**

(56) **References Cited**

**U.S. PATENT DOCUMENTS**

D592,589 S 5/2009 Dixon et al.  
D605,109 S \* 12/2009 Dixon ..... D12/600  
D609,165 S 2/2010 Fujioka  
D637,141 S 5/2011 Fujioka  
D637,150 S 5/2011 Koshio  
D638,351 S 5/2011 Fujioka  
D644,985 S 9/2011 Fujioka  
D648,672 S 11/2011 Koog  
D700,133 S 2/2014 Takahashi  
D713,783 S 9/2014 Buchinger-Barnstorf  
D732,467 S \* 6/2015 Schimmoeller ..... D12/600  
D737,755 S 9/2015 Hermann et al.  
D746,225 S 12/2015 Koog



(56)

**References Cited**

U.S. PATENT DOCUMENTS

D821,966 S \* 7/2018 Ninomiya ..... D12/600  
D845,225 S \* 4/2019 Kochanek ..... D12/600  
2017/0028790 A1\* 2/2017 Shmagranoff ..... B60C 11/0306

OTHER PUBLICATIONS

Photograph of Bridgestone M860 tire, Bennett Garfield, Bridgestone M860, 2012 Tread Design Guide, Tire Guides, Inc., vol. 47, p. 90, Boca Raton, Florida.

\* cited by examiner

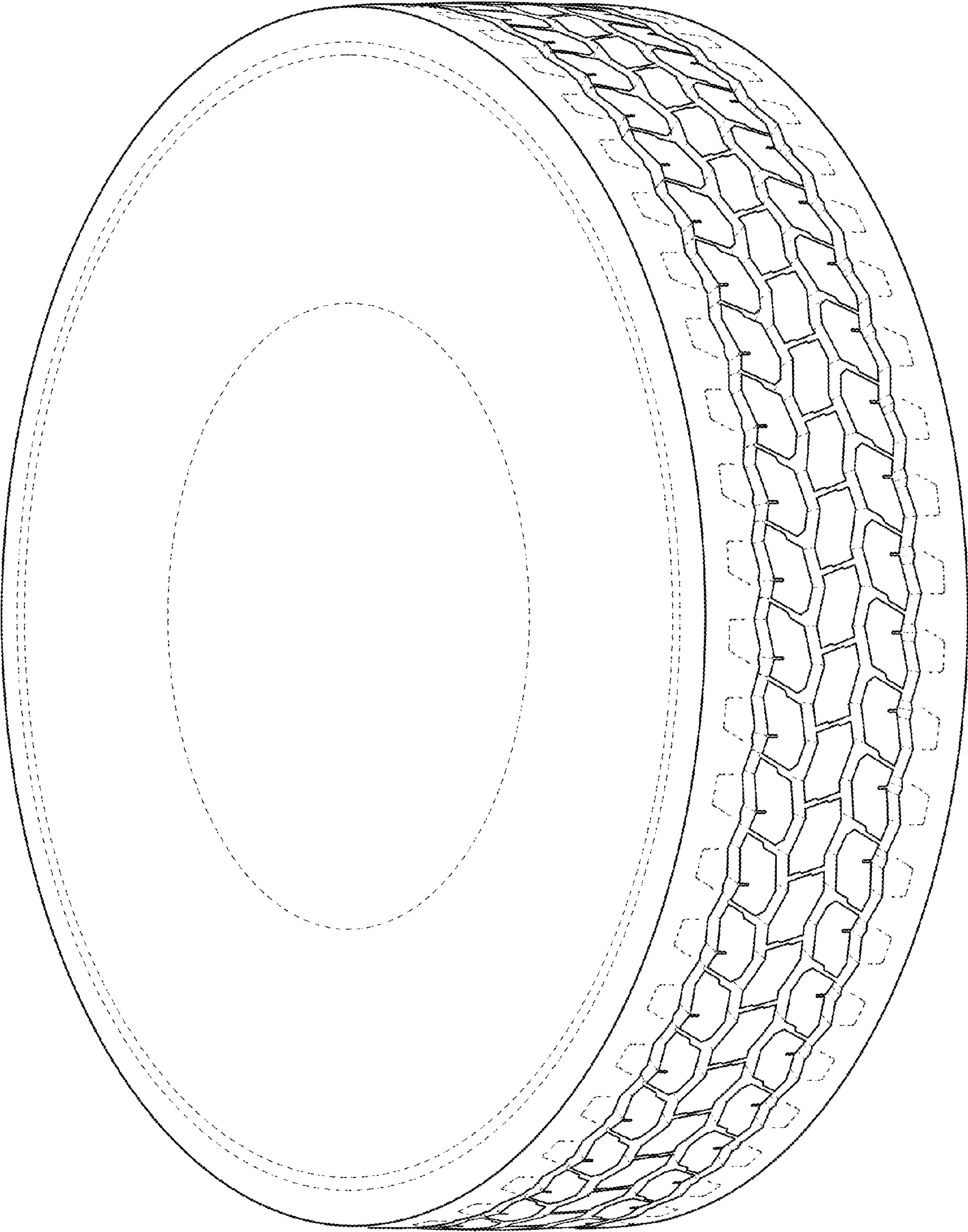


Fig. 1



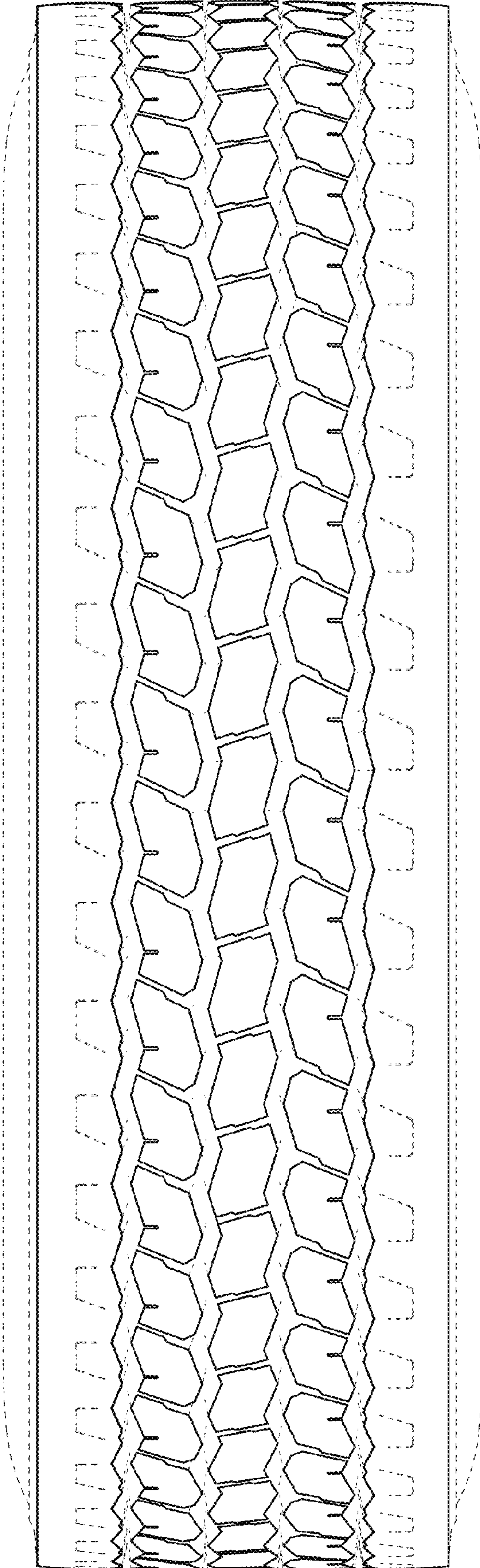


Fig. 2

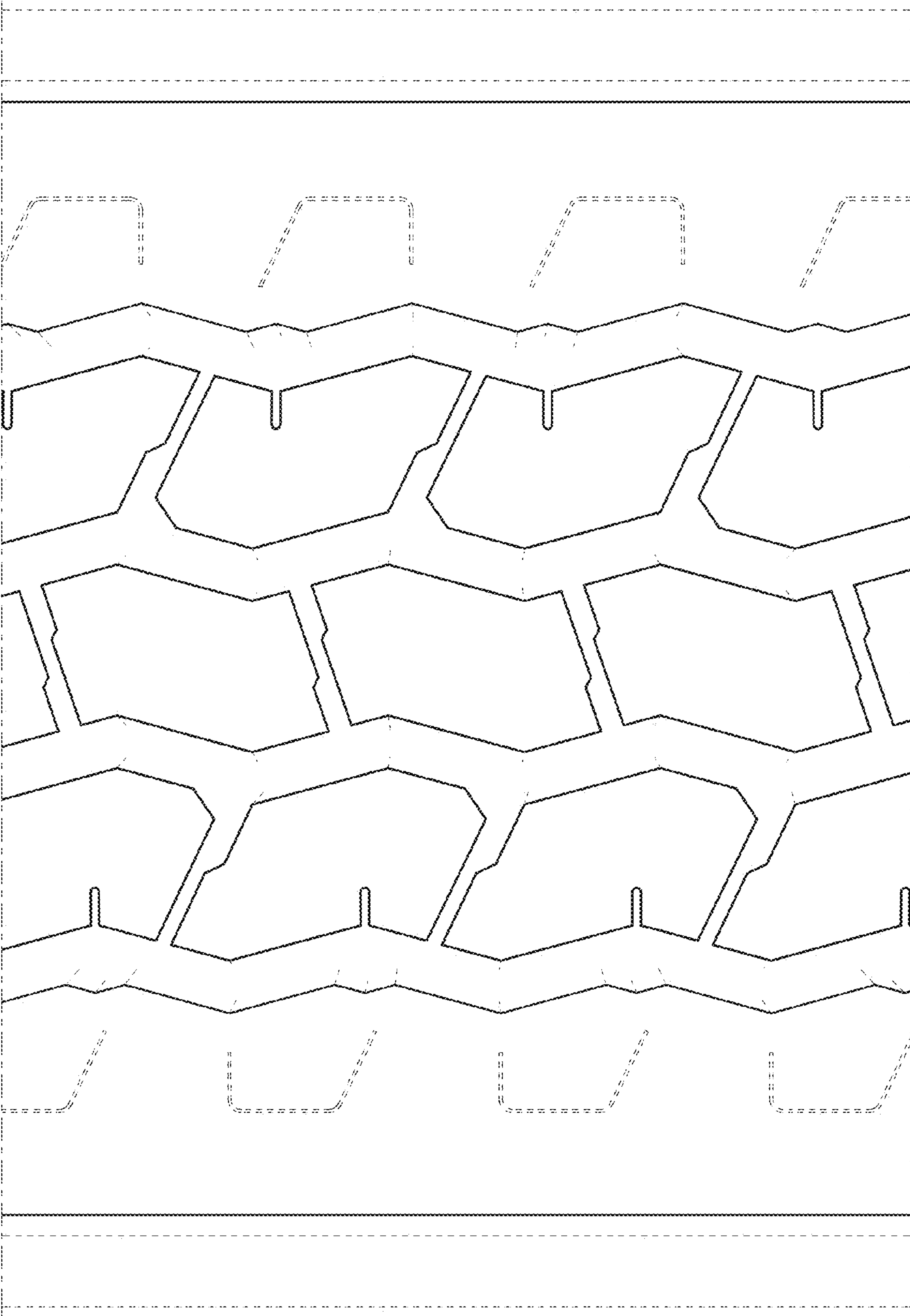


Fig. 3

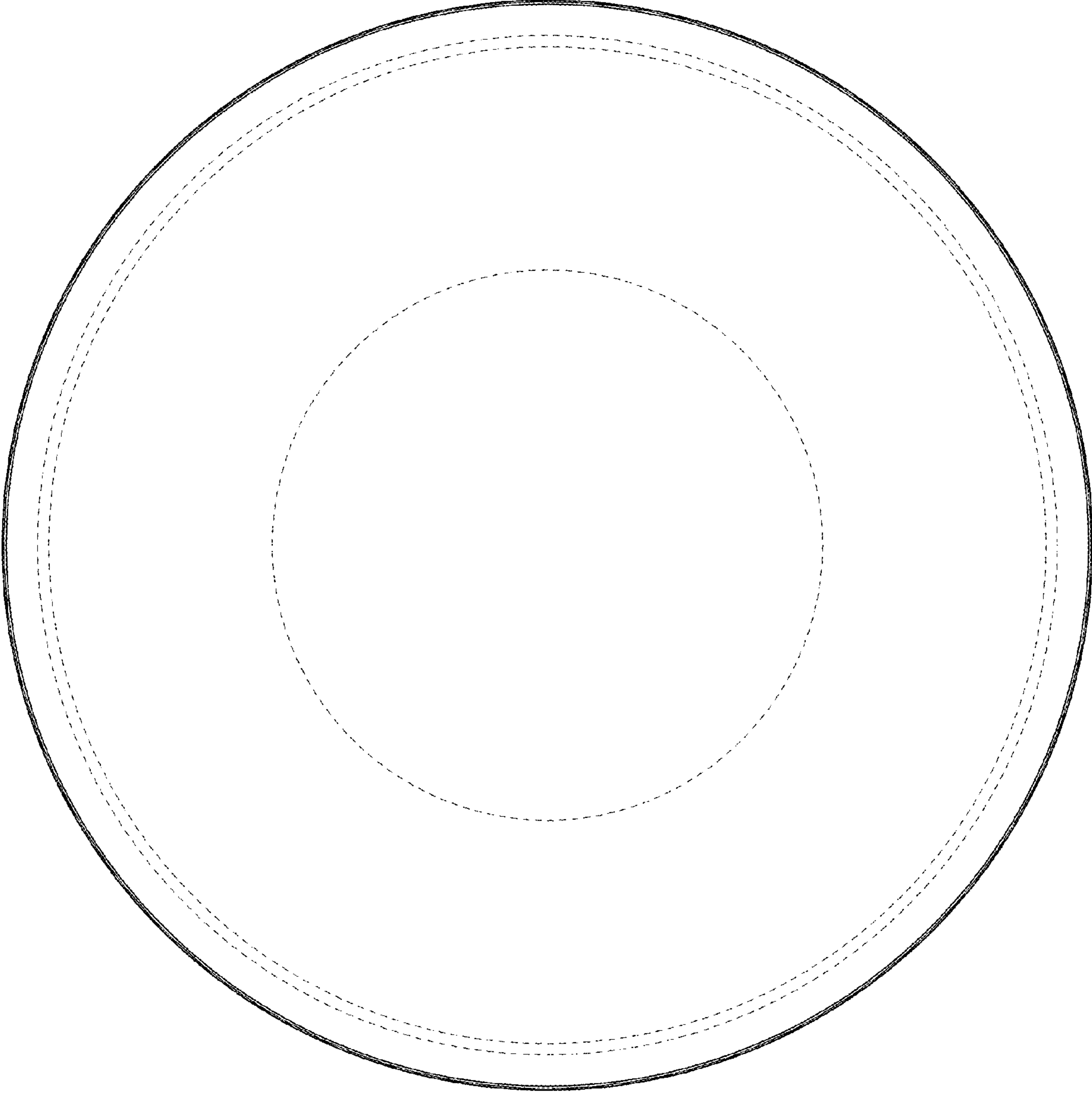


Fig. 4