



US00D878284S

(12) **United States Design Patent**
Henderson et al.

(10) **Patent No.:** **US D878,284 S**
(45) **Date of Patent:** **** Mar. 17, 2020**

- (54) **VEHICLE TIRE TREAD**
- (71) Applicant: **American Kenda Rubber Industrial Co., Ltd.**, Reynoldsburg, OH (US)
- (72) Inventors: **Alfred Henderson**, Spencer, OH (US);
Jessica Posa, Massillon, OH (US)
- (73) Assignee: **American Kenda Rubber Industrial Co., LTD.**, Reynoldsburg, OH (US)
- (**) Term: **15 Years**
- (21) Appl. No.: **29/623,996**
- (22) Filed: **Oct. 29, 2017**
- (51) **LOC (12) Cl.** **12-15**
- (52) **U.S. Cl.**
USPC **D12/593**
- (58) **Field of Classification Search**
USPC D12/544, 545, 571, 574, 579, 580, 594,
D12/596, 600, 602, 605, 593
CPC B60C 11/11
See application file for complete search history.

D781,219 S *	3/2017	Williams	D12/579
D806,640 S *	1/2018	Petr	D12/602
D810,669 S *	2/2018	Johnson	D12/579
D838,662 S *	1/2019	Tikka	D12/579
D844,546 S *	4/2019	Sakamoto	D12/579
D844,547 S *	4/2019	Sakamoto	D12/579
D845,224 S *	4/2019	Kochanek	D12/600

OTHER PUBLICATIONS

www.parrishtire.com: Extreme All-Terrain Light Truck Klever R/T KR601 Cut Sheets. Undated; 7 pages. Found online May 15, 2019 at <http://www.parrishtire.com/wp-content/uploads/KR601-Kenda-Product-Overview-Presentation-Spring-2018-3.pdf>.*

* cited by examiner

Primary Examiner — Robert M. Spear
(74) *Attorney, Agent, or Firm* — Standley Law Group LLP; Eric M. Gayan; Stephen L. Grant

(57) **CLAIM**

The ornamental design for a vehicle tire tread, as shown and described.

DESCRIPTION

FIG. 1 is a perspective view of a vehicle tire showing my new tire tread design, it being understood that the depicted tread pattern extends over the entire circumference of the tire;

FIG. 2 is an outside elevational view thereof;
FIG. 3 is an inside elevational view thereof;
FIG. 4 is a front elevational view thereof; and,
FIG. 5 is an enlarged fragmentary view thereof.

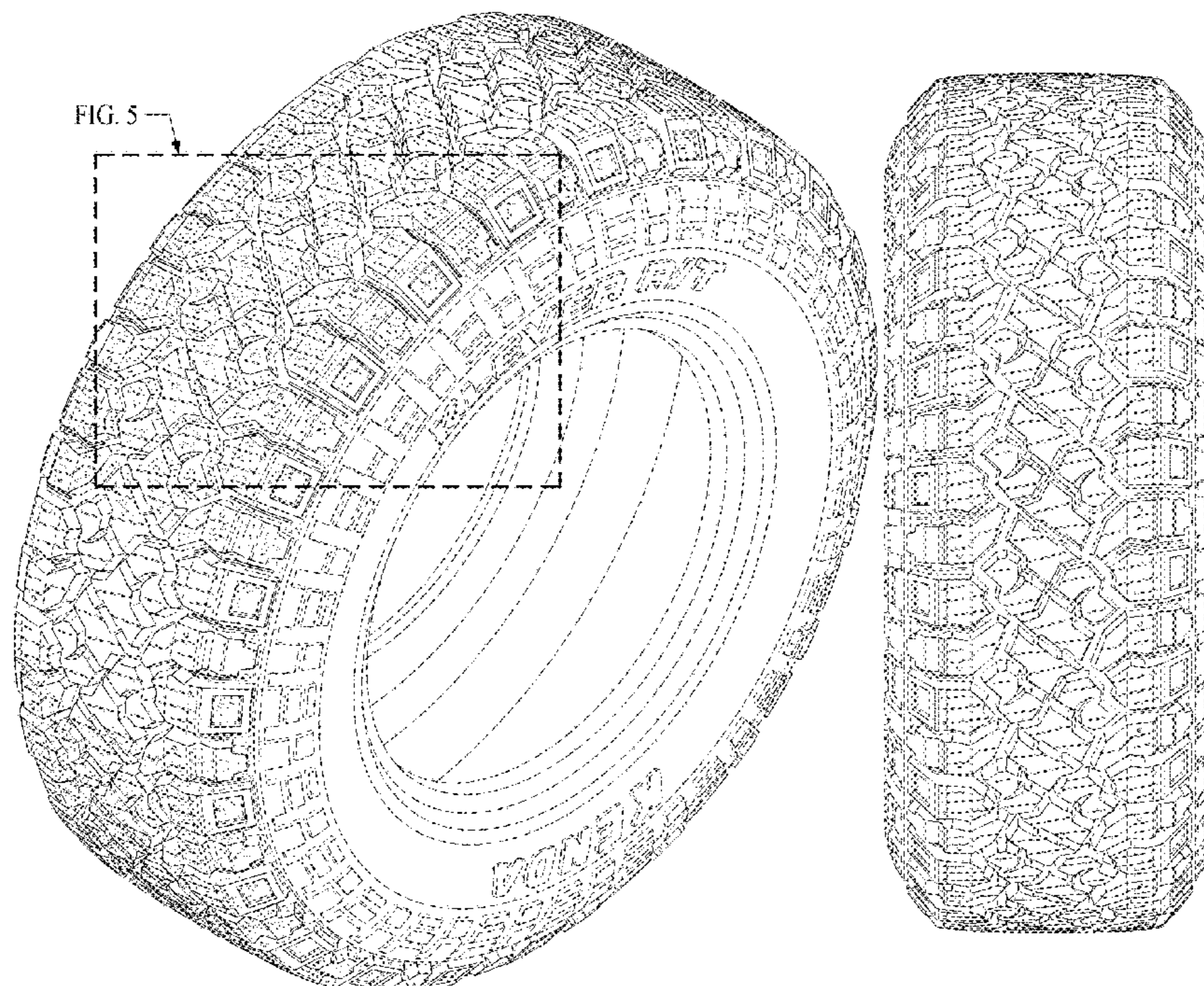
In the drawing figures, the tire features shown in broken lines indicate environmental subject matter only, and form no part of the claimed design.

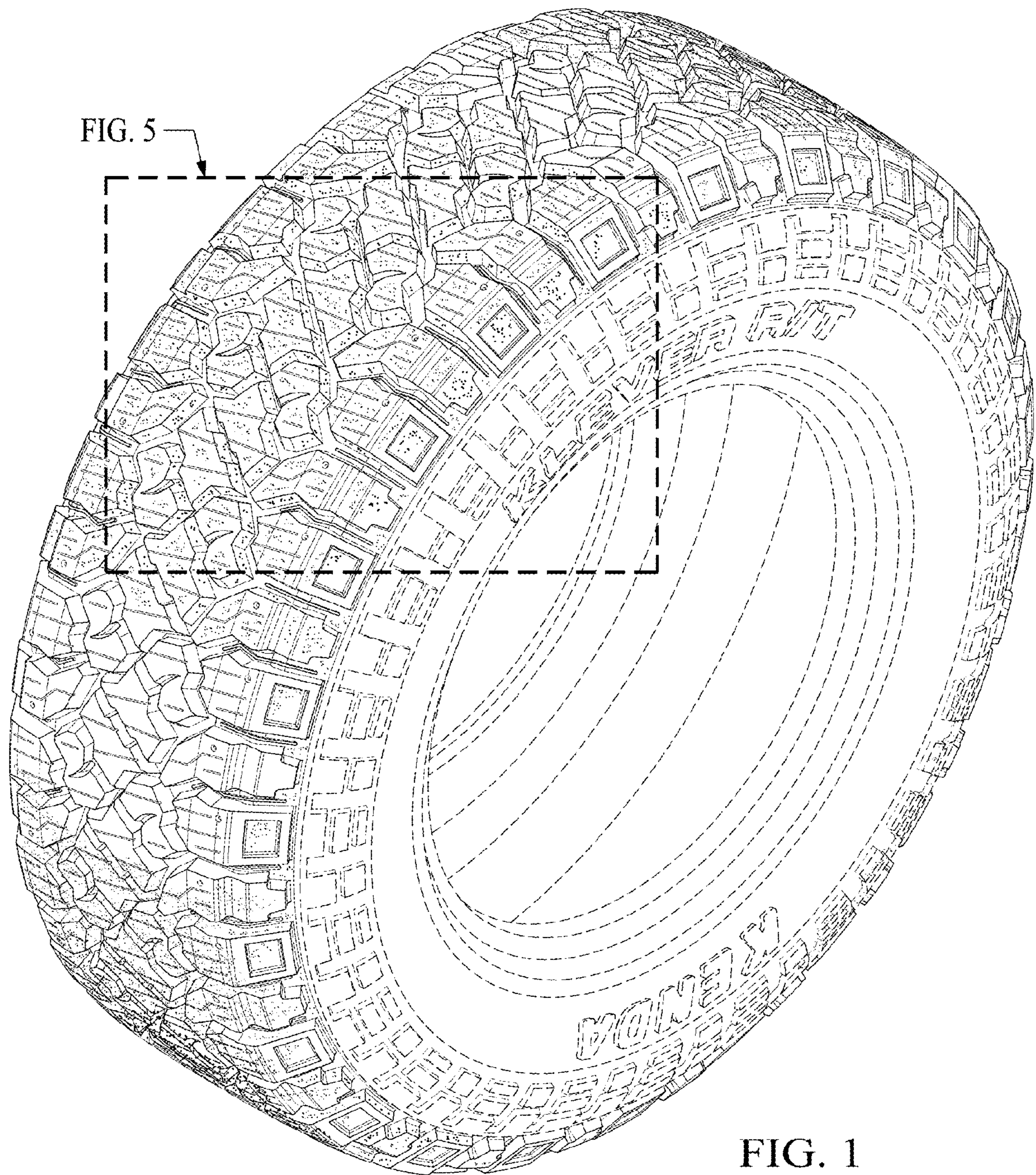
1 Claim, 5 Drawing Sheets

(56) **References Cited**

U.S. PATENT DOCUMENTS

D229,371 S *	11/1973	Shughart	D12/574
D319,809 S *	9/1991	Manestar	D12/579
D483,718 S	12/2003	Hutz et al.		
D642,512 S *	8/2011	Jacobs	D12/600
D670,236 S *	11/2012	Drake	D12/600
D730,272 S *	5/2015	Fleckner	D12/580
D761,193 S *	7/2016	Schimmoeller	D12/599
D770,970 S *	11/2016	Kuwano	D12/594
D773,385 S *	12/2016	Kuwano	D12/579
D773,980 S *	12/2016	Takahashi	D12/579








FIG. 2




FIG. 3

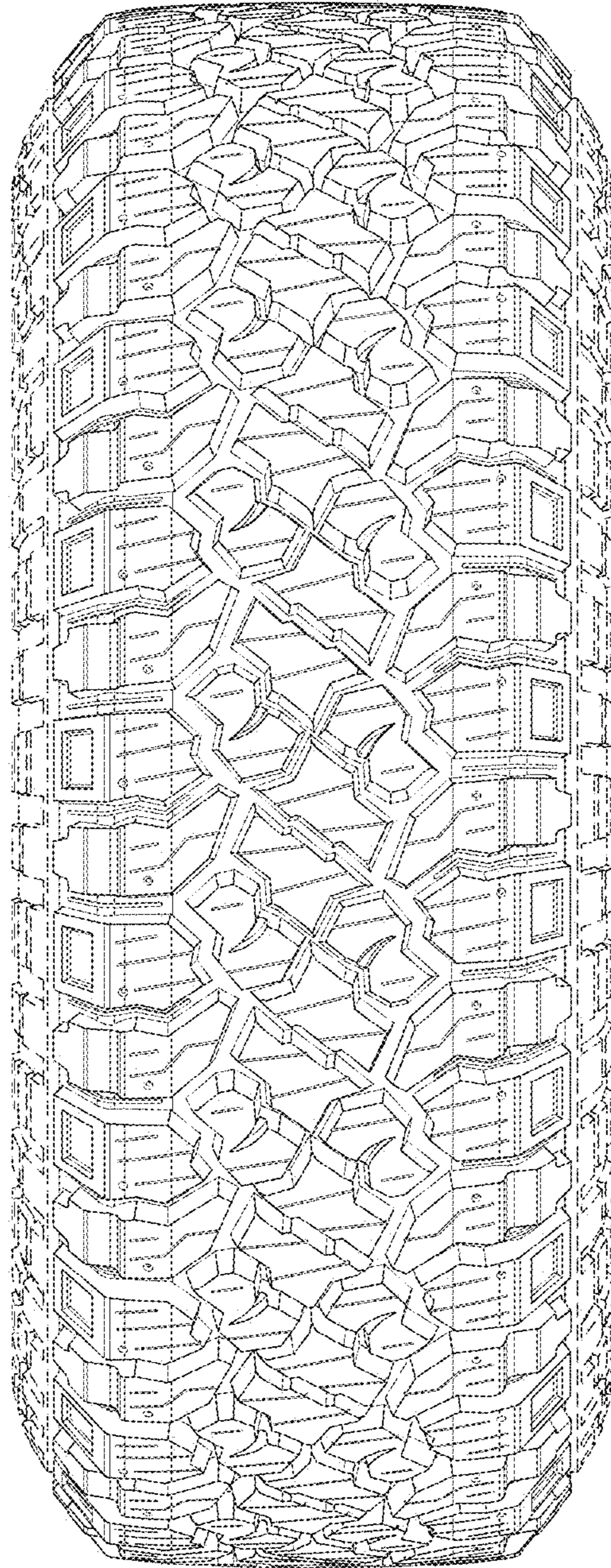


FIG. 4

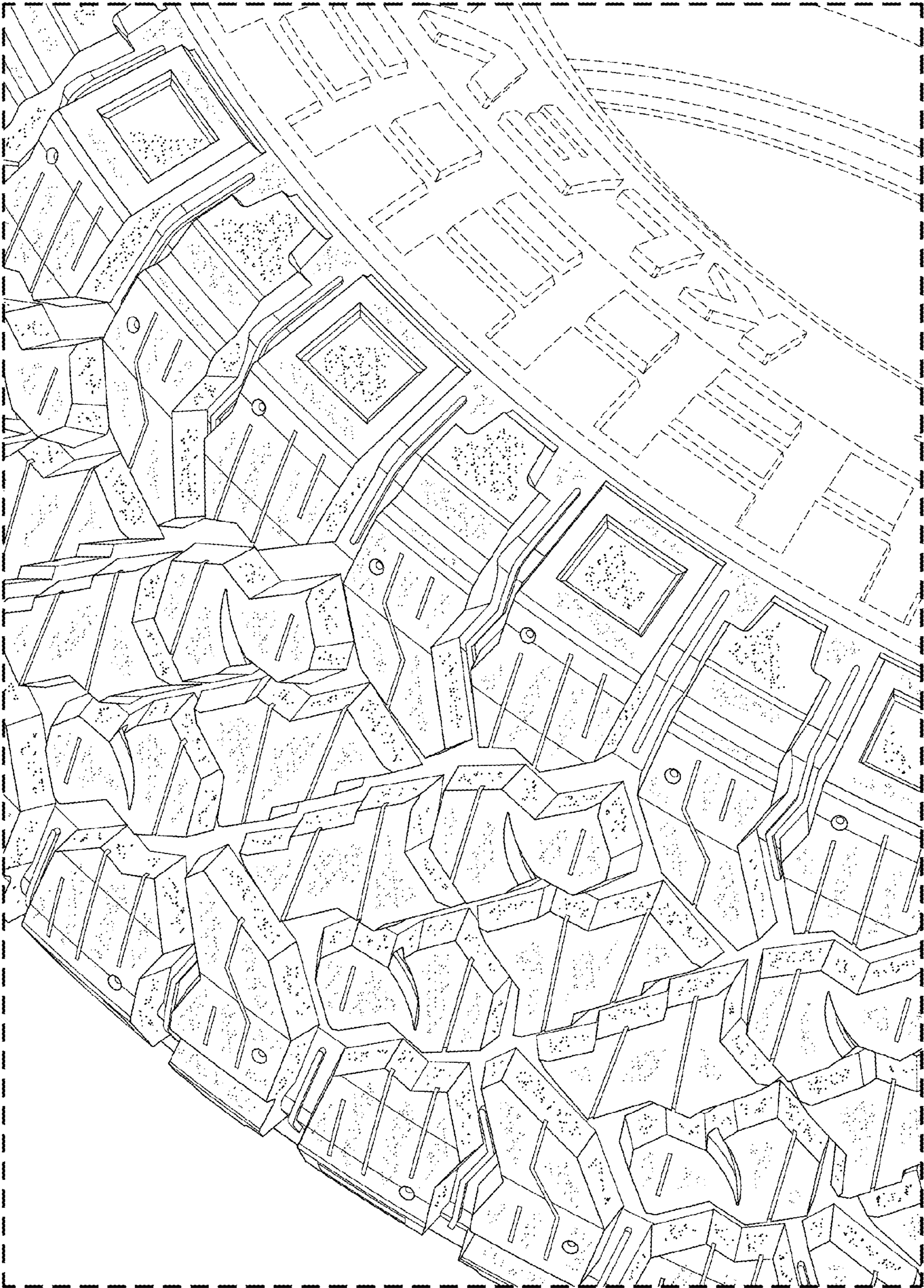


FIG. 5