



US00D878265S

(12) **United States Design Patent**
Bentzen

(10) **Patent No.:** **US D878,265 S**
(45) **Date of Patent:** **** Mar. 17, 2020**

(54) **TRIM MOLDING**
(71) Applicant: **Ningbo Geely Automobile Research & Development Co., Ltd., Ningbo (CN)**
(72) Inventor: **Armand Bentzen, Göteborg (SE)**
(73) Assignee: **NINGBO GEELY AUTOMOBILE RESEARCH & DEVELOPMENT CO., Ningbo (CN)**

D539,200 S * 3/2007 Chan D12/190
D598,830 S * 8/2009 Stahel, Jr. D12/190
D599,264 S * 9/2009 Akasawa D12/181
D600,184 S * 9/2009 Baum D12/190
D606,472 S * 12/2009 Penders D12/190
D607,391 S * 1/2010 Krauss D12/190
D608,261 S * 1/2010 Furuhashi D12/190
D623,104 S * 9/2010 Akasawa D12/190
D647,018 S * 10/2011 Furst D12/190
D709,419 S * 7/2014 Watkins D12/190

(Continued)

(**) Term: **15 Years**
(21) Appl. No.: **29/659,663**
(22) Filed: **Aug. 10, 2018**

FOREIGN PATENT DOCUMENTS

CH 84306 11/2018
DE 402018100744 11/2018

(Continued)

(30) **Foreign Application Priority Data**
Feb. 13, 2018 (EM) 004706786

Primary Examiner — Susan E Krakower
Assistant Examiner — Jerry Shiu-Hua Hsu
(74) *Attorney, Agent, or Firm* — Tucker Ellis LLP

(51) **LOC (12) Cl.** **12-08**
(52) **U.S. Cl.**
USPC **D12/190**

(57) **CLAIM**

The ornamental design for a trim molding, as shown and described.

(58) **Field of Classification Search**
USPC D12/190, 192, 181, 196, 415, 317, 400,
D12/404, 173, 126, 167, 169, 203, 414,
D12/86, 171, 110, 114; D15/28, 30, 33
CPC B60K 37/02; B60K 37/04; B62D 25/14;
B60R 21/20; B60R 21/205; B60R 21/206
See application file for complete search history.


DESCRIPTION

FIG. 1 is a front, left, bottom perspective view of a trim molding for a left side of a vehicle showing my new design; FIG. 2 is a front, bottom perspective view thereof; FIG. 3 is a front view thereof; FIG. 4 is a front view of a trim molding for the right side of the vehicle, which is a mirror image of the trim molding for the left side of the vehicle; FIG. 5 is a left side view thereof, enlarged for ease of illustration; FIG. 6 is a right side view thereof, enlarged for ease of illustration; FIG. 7 is a top view thereof; and, FIG. 8 is a bottom view thereof.

(56) **References Cited**
U.S. PATENT DOCUMENTS

D289,891 S * 5/1987 Bielby D12/190
D399,465 S * 10/1998 Saleen D12/190
D413,561 S * 9/1999 Kulla D12/167
D418,468 S * 1/2000 Saleen D12/190
D447,990 S * 9/2001 Yokomaku D12/190
D453,314 S * 2/2002 Longfellow D12/190
D464,596 S * 10/2002 Yokomaku D12/190
D468,671 S * 1/2003 Tampi D12/190

1 Claim, 5 Drawing Sheets



(56)

References Cited

U.S. PATENT DOCUMENTS

D788,665 S * 6/2017 Buck D12/190
D811,301 S * 2/2018 Peat D12/190
D836,029 S 12/2018 Leong
D836,030 S 12/2018 Razaghi
D840,890 S * 2/2019 Lu D12/196
D847,711 S * 5/2019 Leong D12/190

FOREIGN PATENT DOCUMENTS

EM DM/089954 2/2018
EM DM/092114 2/2018
EM 003816255-0001 5/2018
EM 003816255-0002 5/2018
EM 003816255-0003 5/2018
EM 003816255-0004 5/2018
EM 003816255-0005 5/2018
EM 003816255-0006 5/2018
EM 003816255-0007 5/2018
EM 003816255-0008 5/2018
EM 003816255-0009 5/2018
EM 003816255-00010 5/2018
EM 003816255-00011 5/2018
EM 003816255-00012 5/2018
EM 003816255-00013 5/2018
EM 003816255-00014 5/2018
EM 003816255-00015 5/2018
EM 003816255-00016 5/2018
EM 003816255-00017 5/2018
EM 003816255-00018 5/2018
EM 003816255-00019 5/2018
EM 003816255-00020 5/2018
EM 003816255-00021 5/2018
EM 004707552-0001 10/2018

* cited by examiner




FIG. 1




FIG. 2




FIG. 3




FIG. 4




FIG. 6




FIG. 5




FIG. 7




FIG. 8