



US00D878260S

(12) **United States Design Patent**
Lindsly et al.

(10) **Patent No.:** **US D878,260 S**
(45) **Date of Patent:** **** Mar. 17, 2020**

- (54) **BRAKE CALIPER HARDWARE**
- (71) Applicants: **Zack Lindsly**, Shelton, CT (US); **Tom Reynolds**, Shelton, CT (US)
- (72) Inventors: **Zack Lindsly**, Shelton, CT (US); **Tom Reynolds**, Shelton, CT (US)
- (73) Assignee: **Preferred Tool & Die, Inc.**, Shelton, CT (US)
- (**) Term: **15 Years**
- (21) Appl. No.: **29/670,066**
- (22) Filed: **Nov. 13, 2018**
- (51) **LOC (12) Cl.** **12-16**
- (52) **U.S. Cl.**
USPC **D12/180**
- (58) **Field of Classification Search**
USPC D12/14, 174, 180; D8/395
CPC F16D 55/225; F16D 55/226; F16D 55/227;
F16D 55/22; F16D 65/0006; F16D
65/092; F16D 65/0972; F16D 65/0977;
F16D 65/097
See application file for complete search history.

(56) **References Cited**

U.S. PATENT DOCUMENTS

- 5,687,817 A * 11/1997 Kobayashi F16D 65/097
188/72.3
- 5,699,882 A * 12/1997 Ikegami F16D 65/0972
188/205 A
- 5,901,815 A * 5/1999 Kobayashi F16D 65/0977
188/205 A
- 5,947,233 A * 9/1999 Kobayashi F16D 55/227
188/1.11 W
- 6,378,666 B1 * 4/2002 Yoko F16D 65/0972
188/73.36
- D468,242 S * 1/2003 Iida D12/180

- D468,243 S * 1/2003 Iida D12/180
- D473,127 S * 4/2003 Yoko D8/395
- D478,501 S * 8/2003 Yoko D8/395
- D481,659 S * 11/2003 Reimann D12/180
- D483,709 S * 12/2003 Byrd D12/180
- D489,655 S * 5/2004 Byrd D12/180
- 7,644,809 B2 * 1/2010 Cortinovia F16D 65/0972
188/205 A
- 8,020,674 B2 * 9/2011 Miura F16D 65/0977
188/73.38
- 9,062,729 B2 * 6/2015 Chelaidite F16D 65/092
- 9,267,559 B2 * 2/2016 Boyle F16D 65/0006
- 9,279,466 B2 * 3/2016 Miura F16D 65/0977
- 10,174,799 B2 * 1/2019 Toguri F16D 65/097
- D861,560 S * 10/2019 Lindsly D12/180
- 2010/0051393 A1 * 3/2010 Arioka F16D 65/0972
188/72.3
- 2010/0147635 A1 * 6/2010 Hayashi F16D 65/0972
188/73.38
- 2010/0243385 A1 * 9/2010 Kaneko F16D 65/0972
188/73.31

(Continued)

Primary Examiner — Susan E Krakower
Assistant Examiner — Jerry Shiuhan-Hua Hsu
(74) *Attorney, Agent, or Firm* — St. Onge Steward
Johnston & Reens, LLC


(57) **CLAIM**

The ornamental design for a brake caliper hardware, as shown and described.

DESCRIPTION

FIG. 1 is a front isometric view of a brake caliper hardware in accordance with the new design;
FIG. 2 is a front elevational view thereof;
FIG. 3 is a right side elevational view thereof, the left side being a mirror image thereof;
FIG. 4 is a rear elevational view thereof;
FIG. 5 is a top plan view thereof; and,
FIG. 6 is a bottom plan view thereof.

1 Claim, 6 Drawing Sheets



(56)

References Cited

U.S. PATENT DOCUMENTS

2011/0168503 A1* 7/2011 Chelaidite F16D 65/0972
188/73.31
2012/0205205 A1* 8/2012 Lethorn F16D 65/0972
188/234
2016/0195148 A1* 7/2016 Shin F16D 55/225
188/73.38
2018/0023645 A1* 1/2018 Reynolds F16D 55/226
188/73.38

* cited by examiner

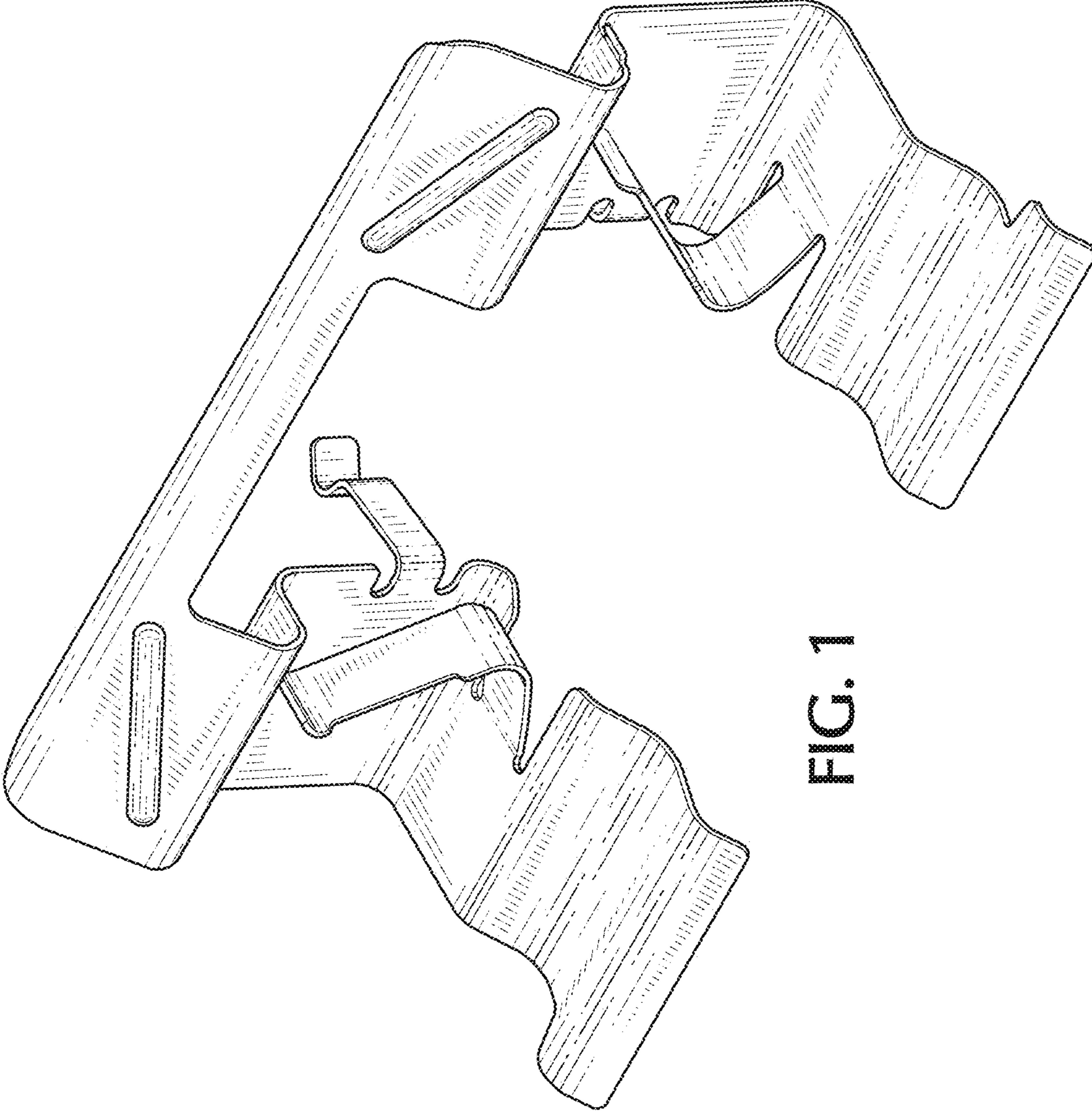


FIG. 1




FIG. 2

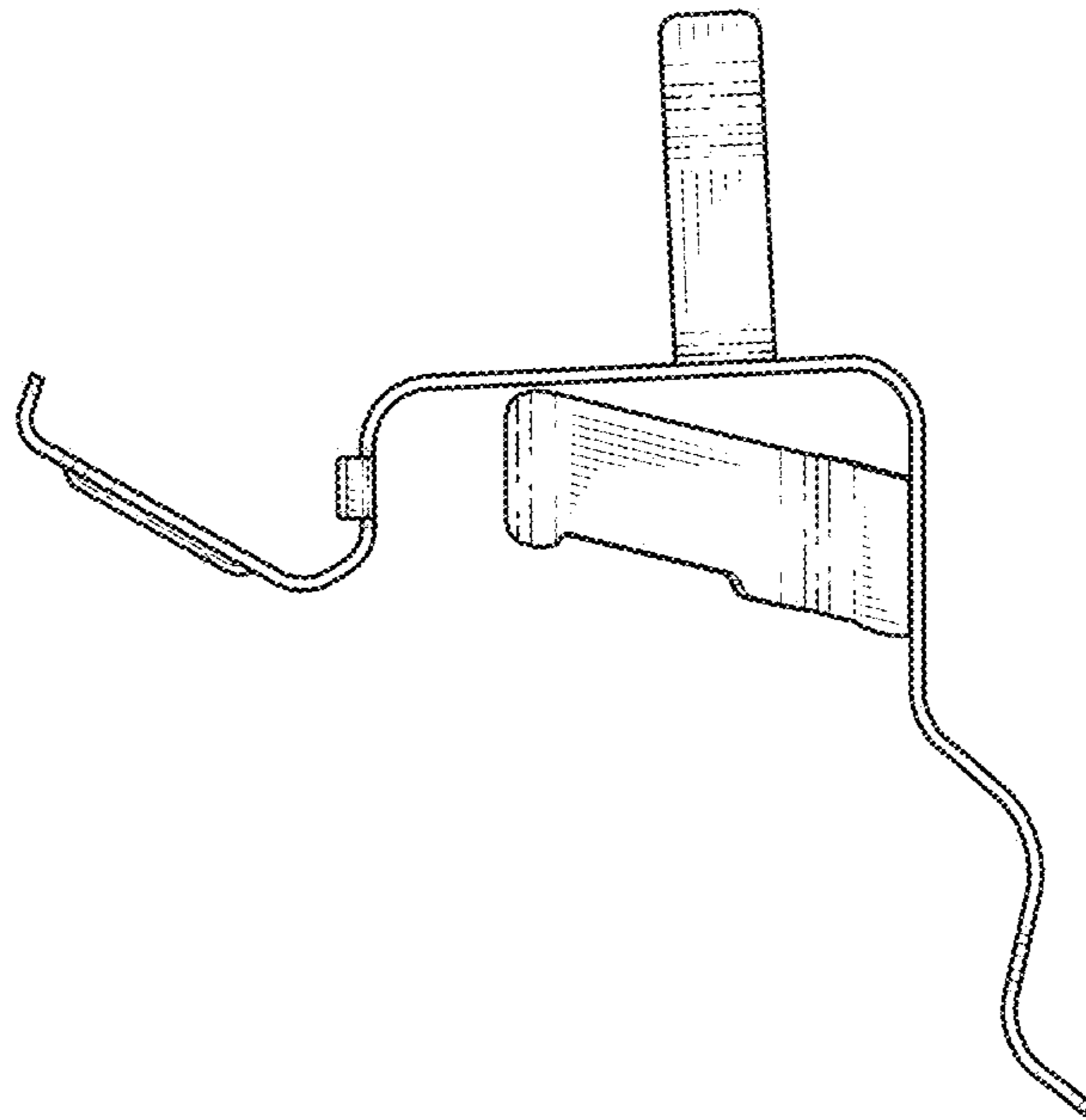


FIG. 3

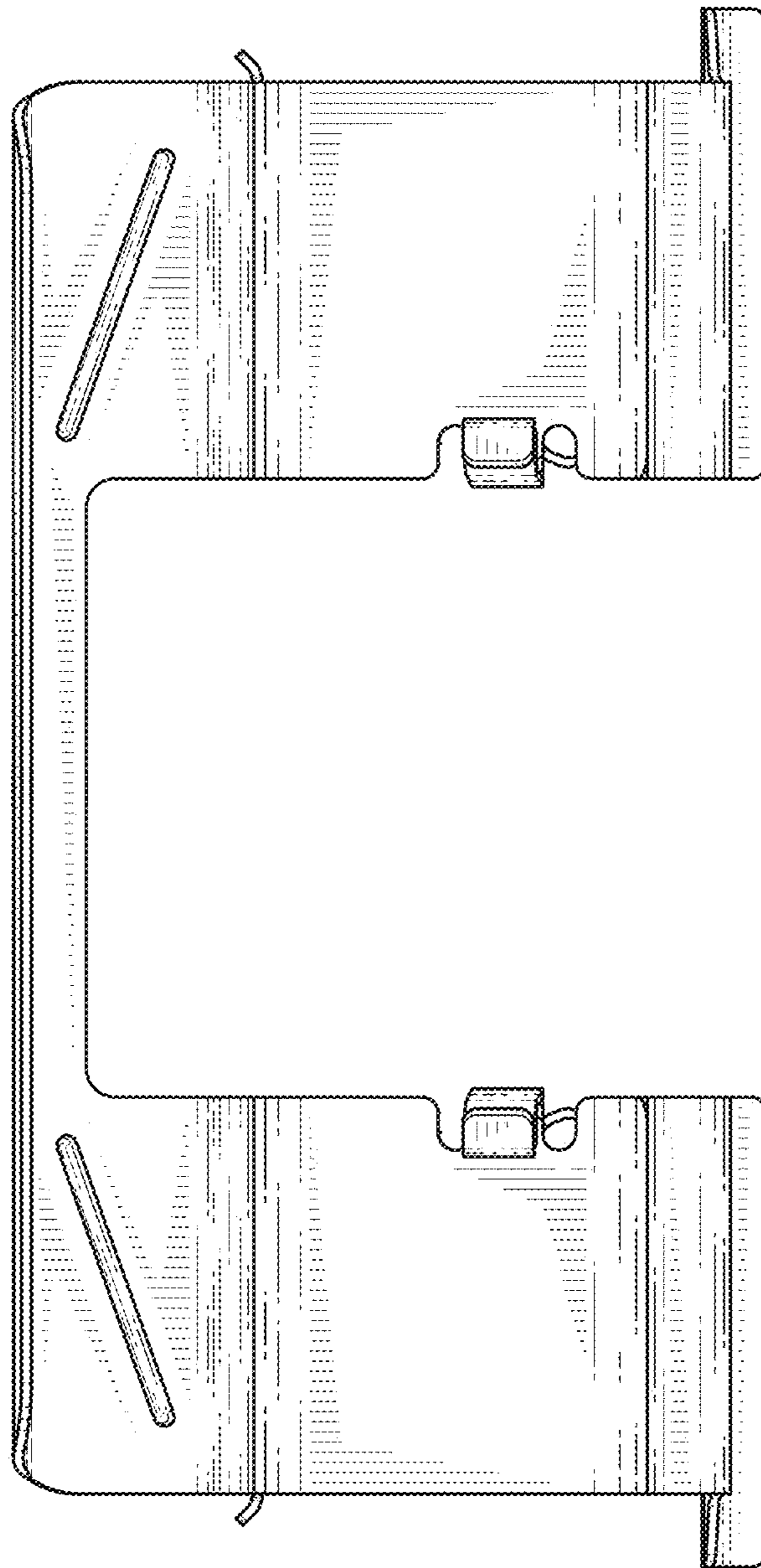


FIG. 4

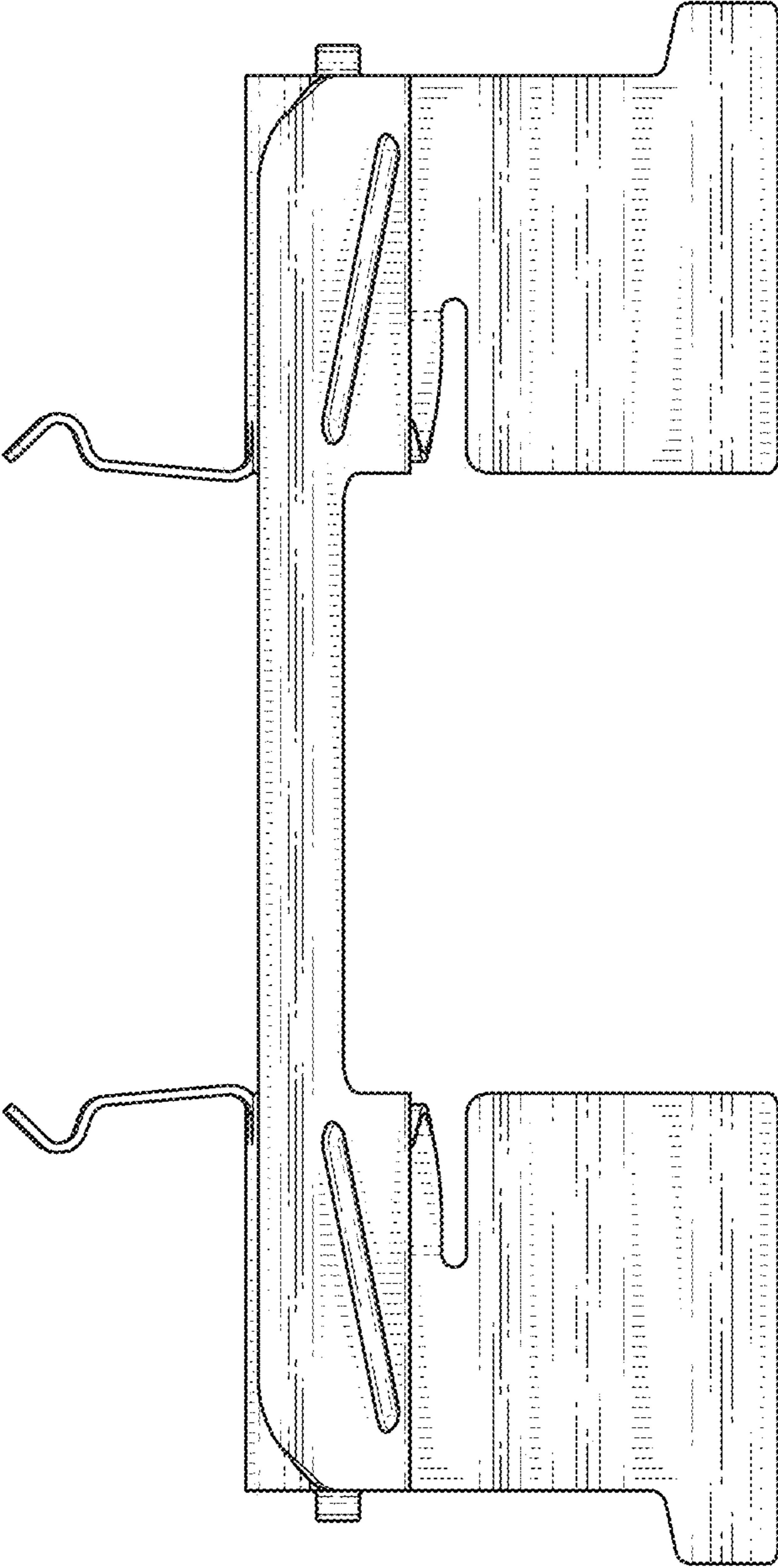


FIG. 5

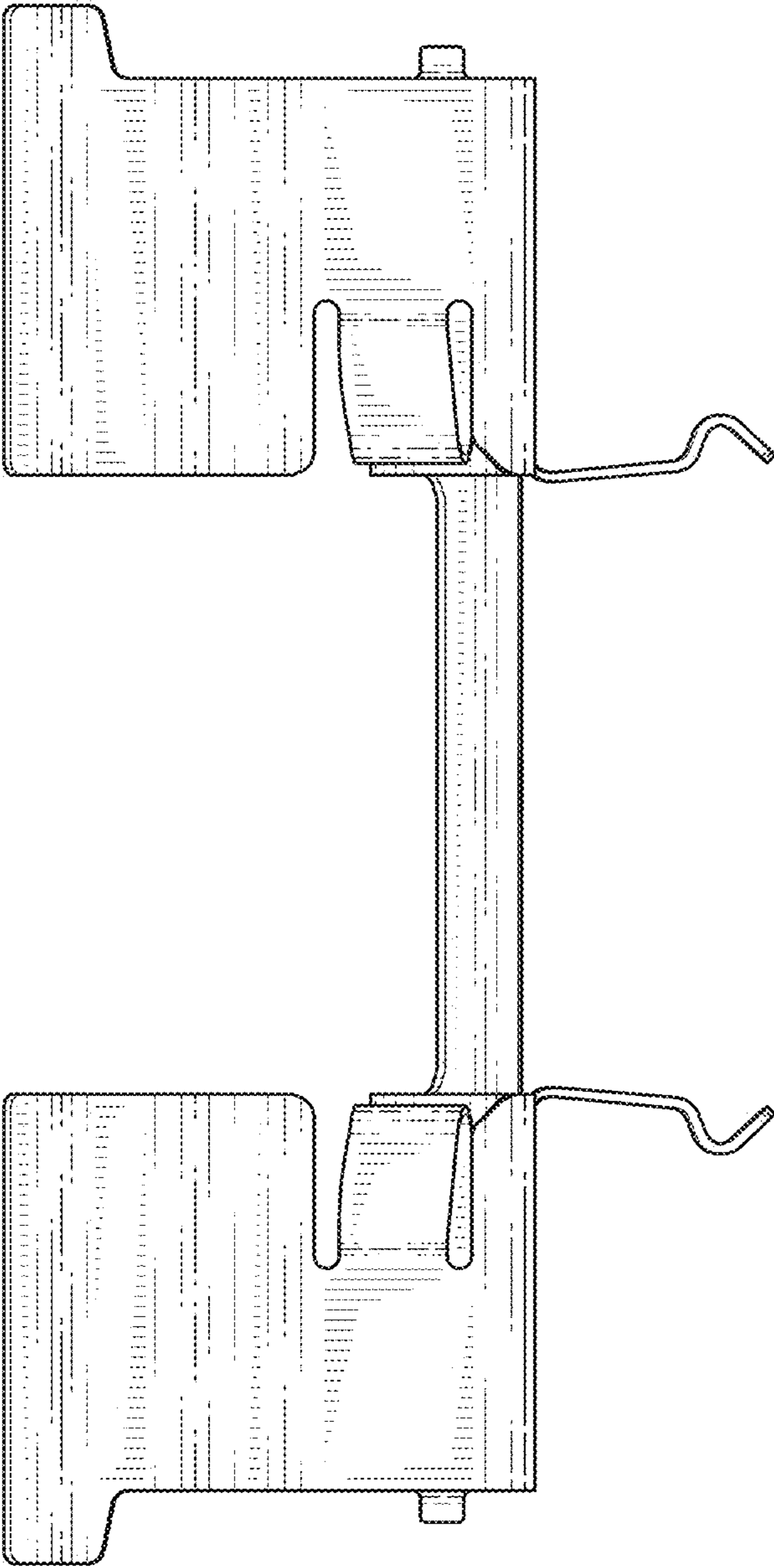


FIG. 6