



US00D878256S

(12) **United States Design Patent**
Kim et al.

(10) **Patent No.:** **US D878,256 S**
(45) **Date of Patent:** **** Mar. 17, 2020**

(54) **VEHICLE REAR LOWER BUMPER COVER**

(71) Applicant: **Ford Global Technologies, LLC**,
Dearborn, MI (US)
(72) Inventors: **Soohyoung Kim**, Northville, MI (US);
Thomas Marmine, Ferndale, MI (US);
Damon G. Depeyster, Northville, MI
(US); **Gordon M. Platto**, Troy, MI
(US)

(73) Assignee: **Ford Global Technologies, LLC**,
Dearborn, MI (US)

(**) Term: **15 Years**

(21) Appl. No.: **29/650,710**

(22) Filed: **Jun. 8, 2018**

(51) **LOC (12) Cl.** **12-16**

(52) **U.S. Cl.**
USPC **D12/169**

(58) **Field of Classification Search**
USPC D12/163, 169, 86, 90, 91, 92, 171, 184,
D12/196, 216, 400; D15/31; 296/180.1,
296/180.2; 293/113, 115, 117, 120
CPC . B60R 19/52; B60R 2019/525; B60K 11/085;
H01Q 1/32
See application file for complete search history.

(56) **References Cited**

U.S. PATENT DOCUMENTS

D610,503 S	2/2010	Bucher et al.	
D610,504 S	2/2010	Bucher et al.	
D746,738 S *	1/2016	Wolff	D12/169
D751,004 S *	3/2016	Rupar	D12/163
D751,008 S	3/2016	Behmer et al.	

D763,744 S *	8/2016	Behmer	D12/169
D811,963 S *	3/2018	Sullivan	D12/169
D813,743 S *	3/2018	Lee	D12/169
D813,744 S *	3/2018	Whitla	D12/169
D813,754 S *	3/2018	Loeb	D12/169
D816,563 S *	5/2018	McMahan	D12/169
D819,524 S *	6/2018	Behmer	D12/169
D822,555 S *	7/2018	Platto	D12/169
D822,556 S *	7/2018	Platto	D12/169
D832,157 S *	10/2018	Svensson	D12/169
D838,636 S *	1/2019	Behmer	D12/169
D842,771 S *	3/2019	Nishii	D12/169

* cited by examiner

Primary Examiner — Brett Miller
Assistant Examiner — Yolanda Robinson

(57) **CLAIM**


The ornamental design for a vehicle rear lower bumper cover, as shown and described.

DESCRIPTION

FIG. 1 is a front elevational view of a vehicle rear lower bumper cover, showing our new design;
FIG. 2 is a left side elevational view thereof;
FIG. 3 is a right side elevational view thereof;
FIG. 4 is a top plan view thereof;
FIG. 5 is a bottom plan view thereof;
FIG. 6 is a bottom, front, and left side perspective view thereof; and,
FIG. 7 is a top, front, and left side perspective view thereof. Any broken lines represent an internal boundary of the design; the line itself and the area within form no part of the claim.

The portions of the bumper cover shown in half tone form no part of the claimed design.

1 Claim, 7 Drawing Sheets






Fig. 1

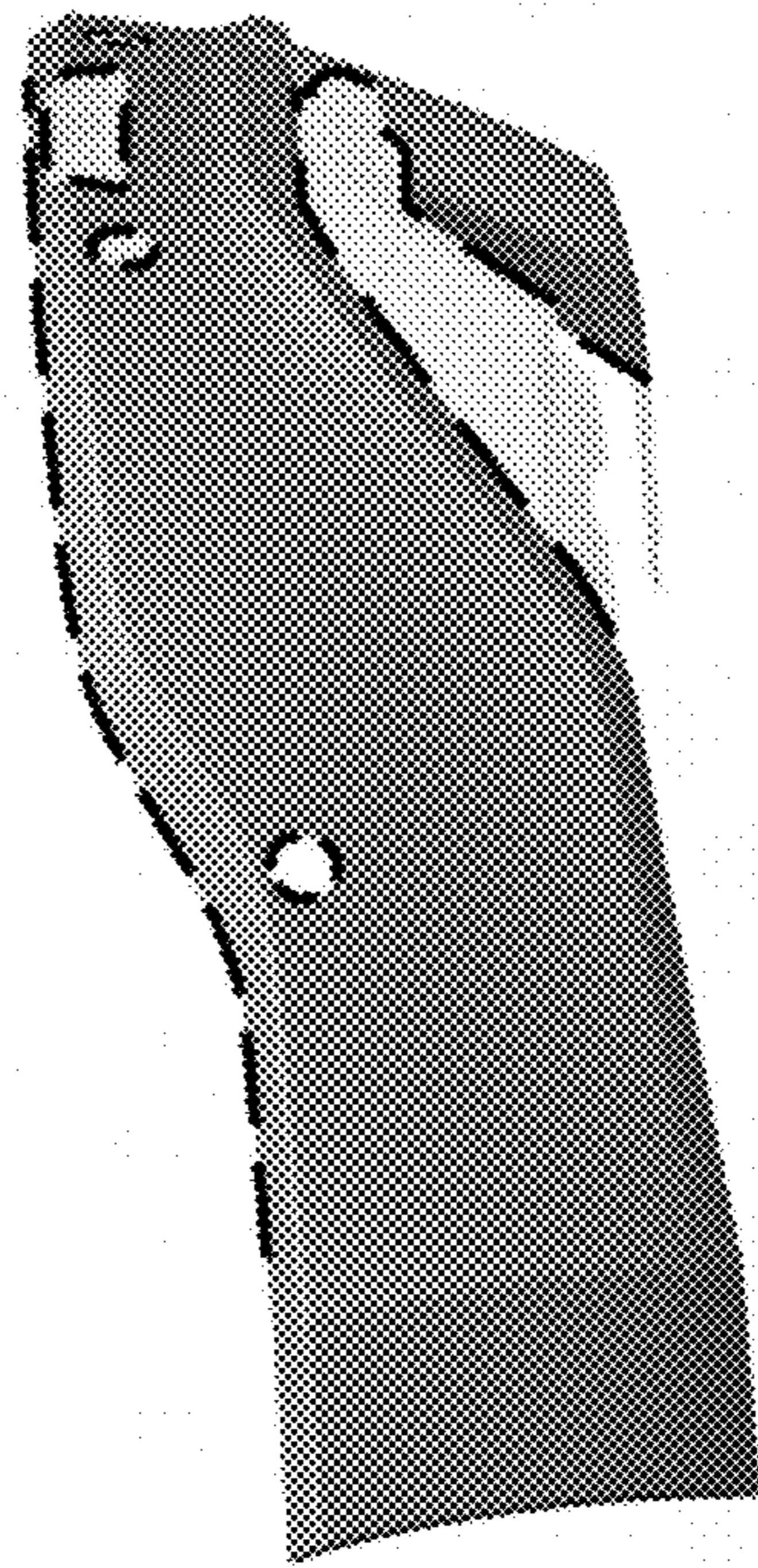


Fig. 2

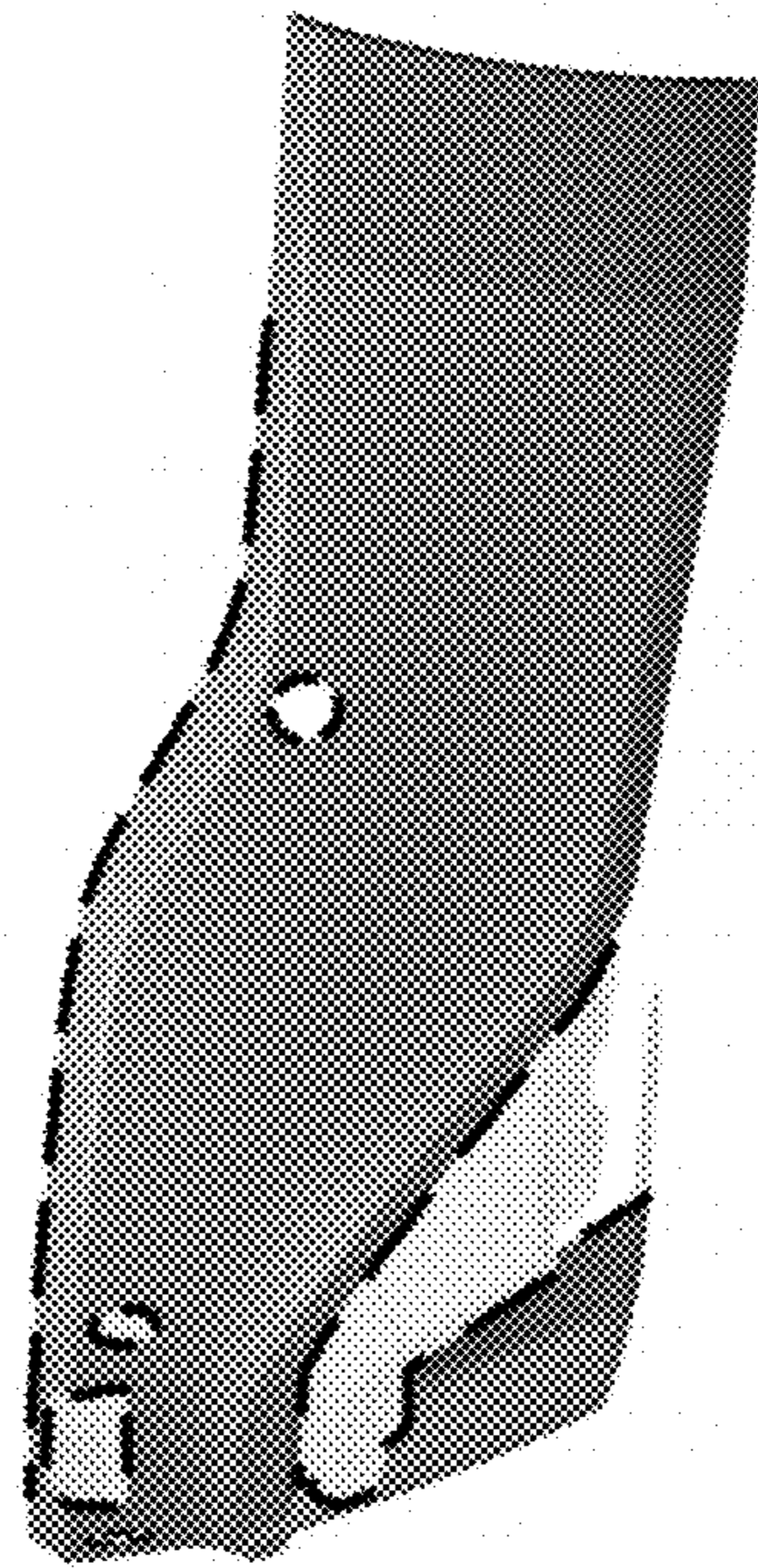


Fig. 3


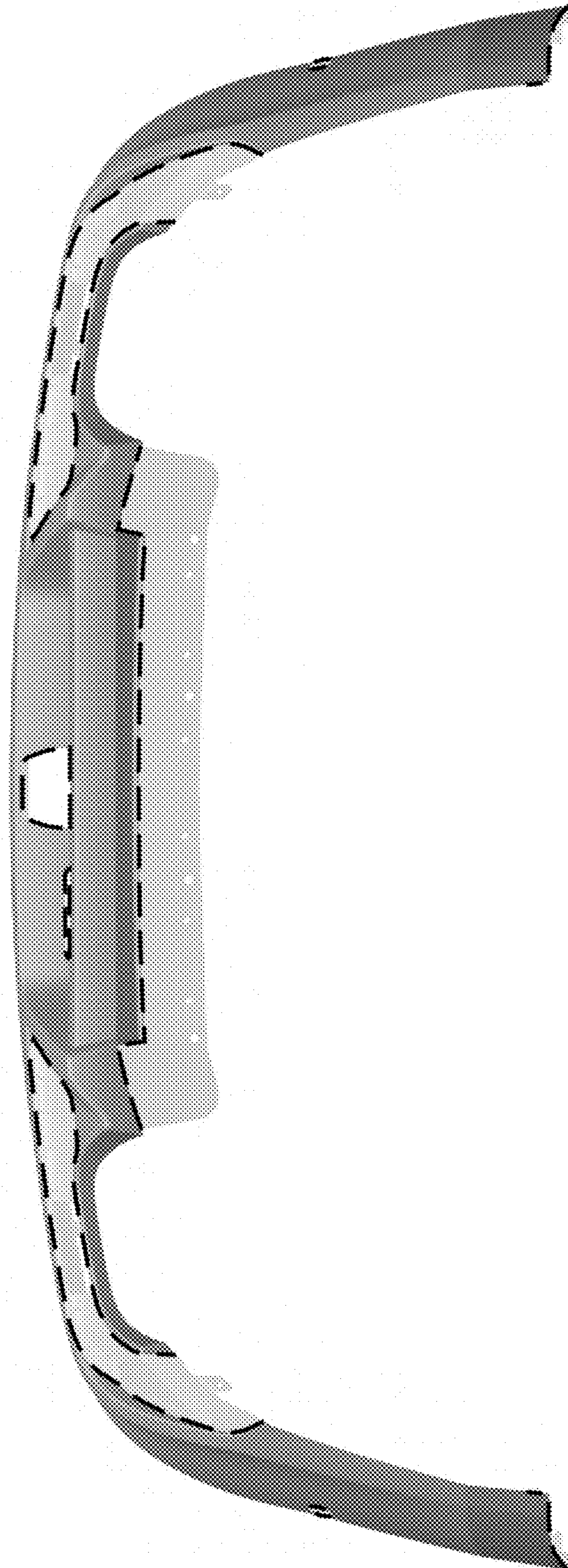


Fig. 4

Fig. 5



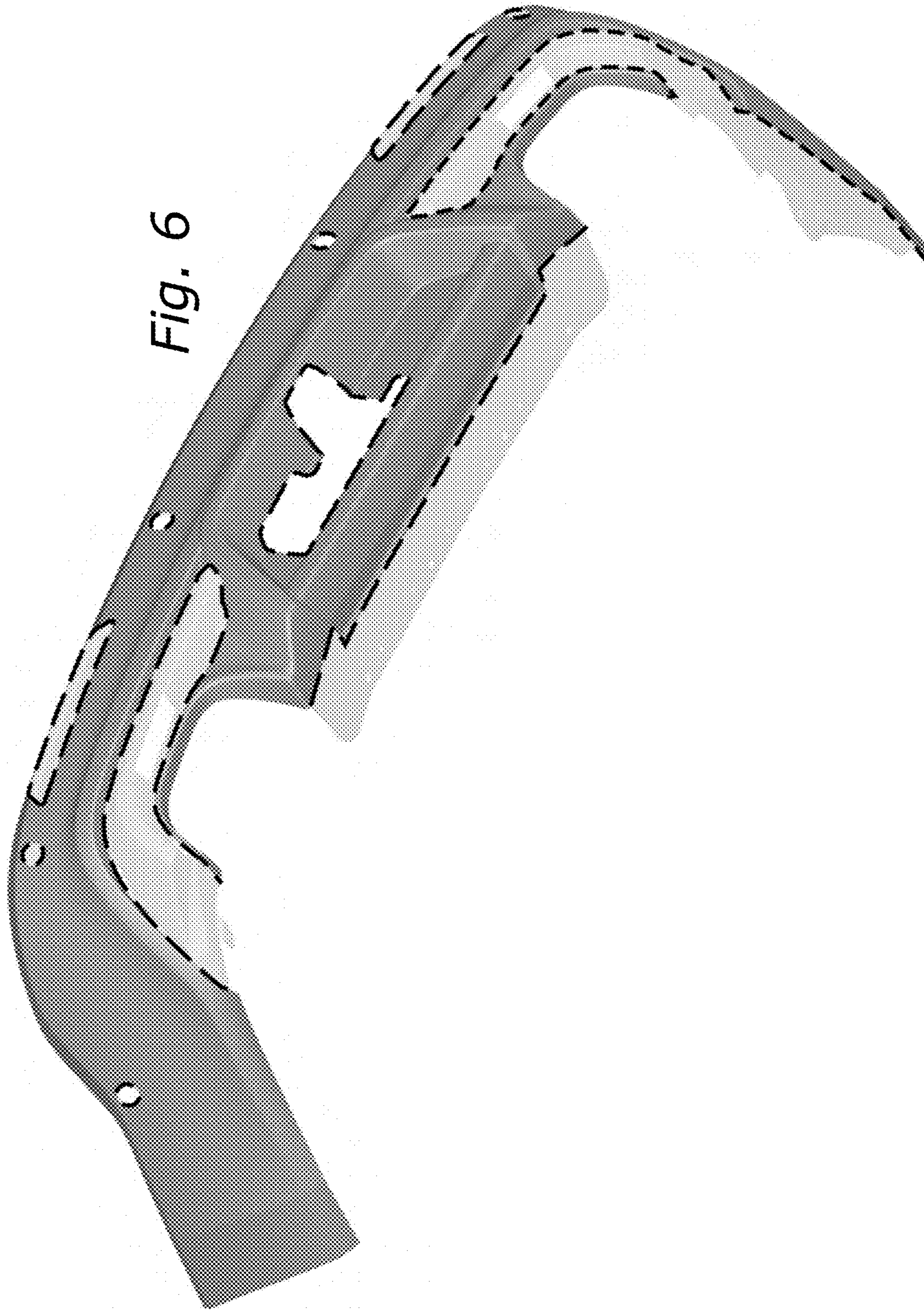


Fig. 6

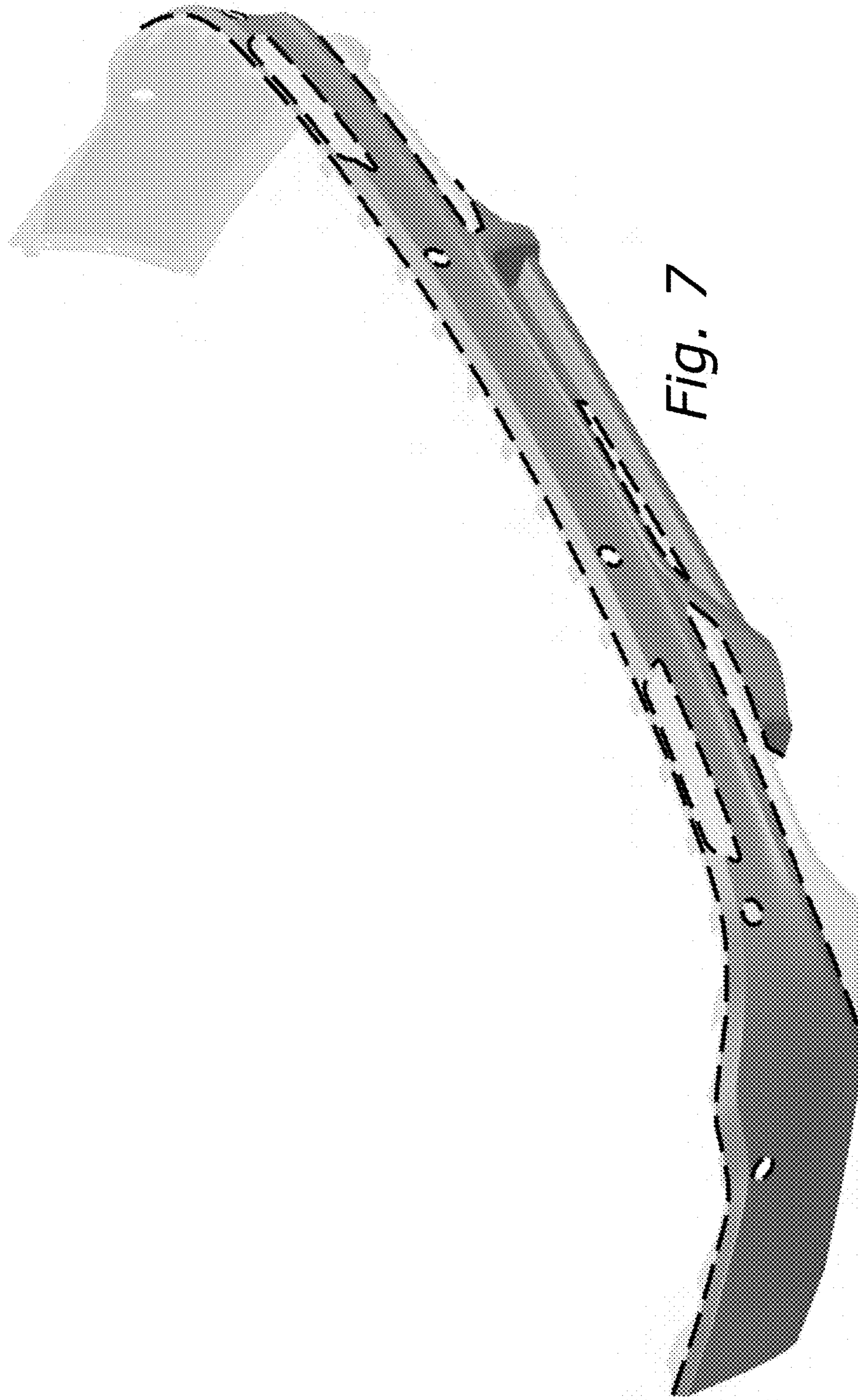


Fig. 7