



US00D878246S

(12) **United States Design Patent** (10) **Patent No.:** **US D878,246 S**
Ancona (45) **Date of Patent:** **** Mar. 17, 2020**

(54) **MOTOR VEHICLE**
(71) Applicant: **THE LONDON TAXI CORPORATION LIMITED,**
Conventry (GB)
(72) Inventor: **David Ancona,** Barcelona (ES)
(**) Term: **15 Years**

D615,456 S * 5/2010 Booth D12/91
D615,457 S * 5/2010 Booth D12/91
D678,821 S * 3/2013 Ikeda D12/91
D679,628 S * 4/2013 Darwish D12/91
D699,629 S * 2/2014 Ikeda D12/91
D716,696 S * 11/2014 Thole D12/91
D717,696 S * 11/2014 Thole D12/91
D722,533 S * 2/2015 Thole D12/91
D793,283 S * 8/2017 Woodhouse D12/91

(21) Appl. No.: **29/614,302**
(22) Filed: **Aug. 17, 2017**

Related U.S. Application Data

(62) Division of application No. 35/501,133, filed on Oct. 20, 2015 (U.S. filing date under 35 U.S.C. 384), and having an international filing date of Oct. 20, 2015, now Pat. No. Des. 822,542.
(51) **LOC (12) Cl.** **12-08**
(52) **U.S. Cl.**
USPC **D12/91**
(58) **Field of Classification Search**
USPC D12/86, 90, 91, 92, 98; D21/424, 433, D21/434
CPC B62D 25/00; B62D 25/06; B62D 33/00; B62D 35/00
See application file for complete search history.

(56) **References Cited**

U.S. PATENT DOCUMENTS

D406,549 S * 3/1999 Bailey D12/91
D453,712 S * 2/2002 Pasteiner D12/91
D502,672 S * 3/2005 Hannona D12/91
D533,113 S * 12/2006 Cartabiano D12/91
D534,097 S * 12/2006 Renkert D12/91
D567,144 S * 4/2008 Pocobello D12/86
D587,170 S * 2/2009 Tokoro D12/91
D605,556 S * 12/2009 Zheng D12/91

OTHER PUBLICATIONS

USPTO; Non-Final Office Action dated Oct. 13, 2017 in U.S. Appl. No. 35/501,133.
Restriction Requirement dated May 19, 2017 in U.S. Appl. No. 35/501,133.
Certificate of Registration for Community Design Registration No. 000638390 dated Feb. 27, 2007.

* cited by examiner

Primary Examiner — Darlington Ly
(74) *Attorney, Agent, or Firm* — Snell & Wilmer L.L.P.


(57) **CLAIM**

The ornamental design for a motor vehicle, as shown and described.

DESCRIPTION

FIG. 1 is a front and right side perspective view of a motor vehicle showing my new design;
FIG. 2 is a rear and right side perspective view thereof;
FIG. 3 is a front elevation view thereof;
FIG. 4 is a rear elevation view thereof;
FIG. 5 is a right side elevation view thereof; and,
FIG. 6 is a top plan view thereof.
The broken lines in the drawings illustrate portions of the motor vehicle that do not form part of the claimed design.

1 Claim, 6 Drawing Sheets



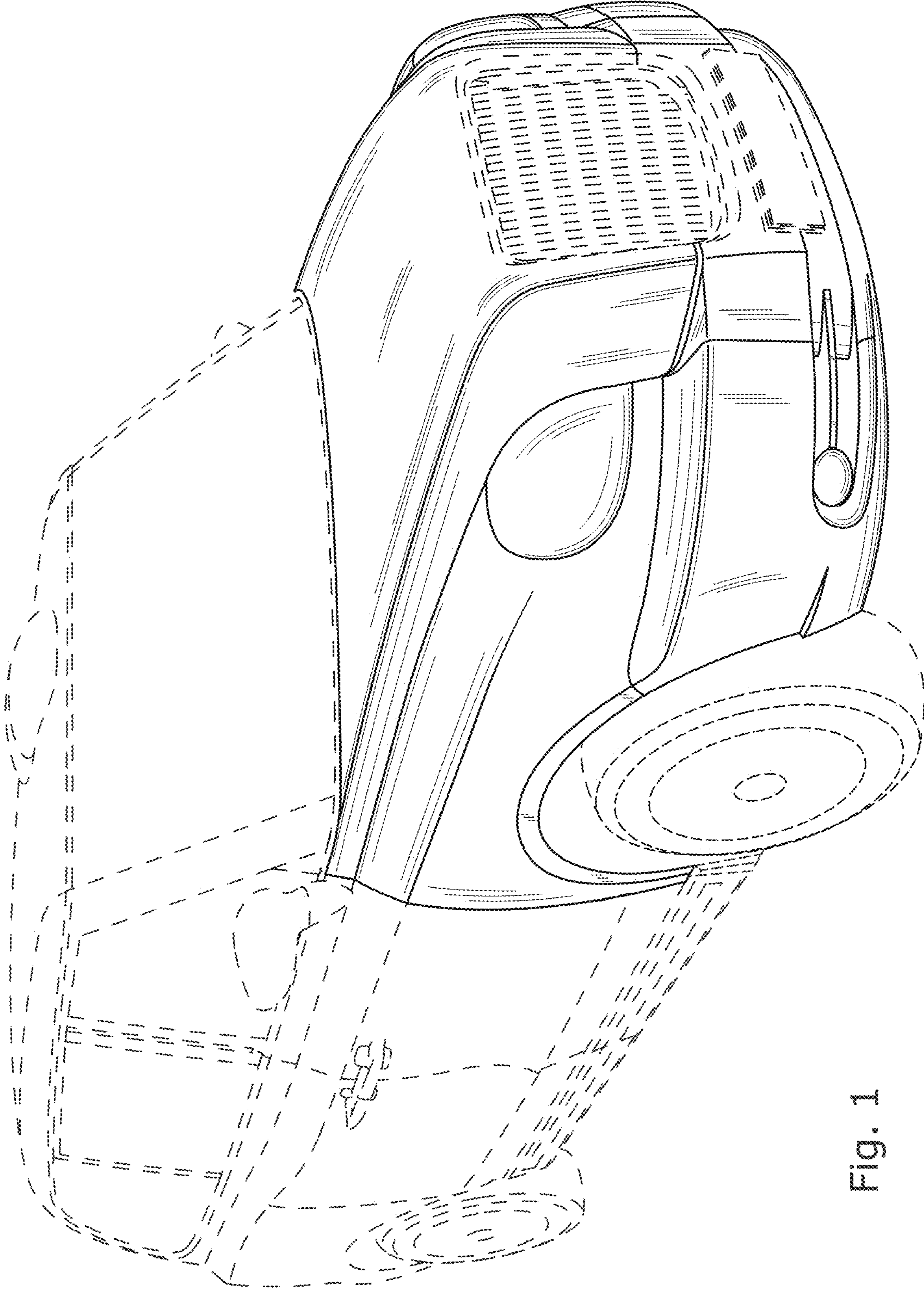


Fig. 1

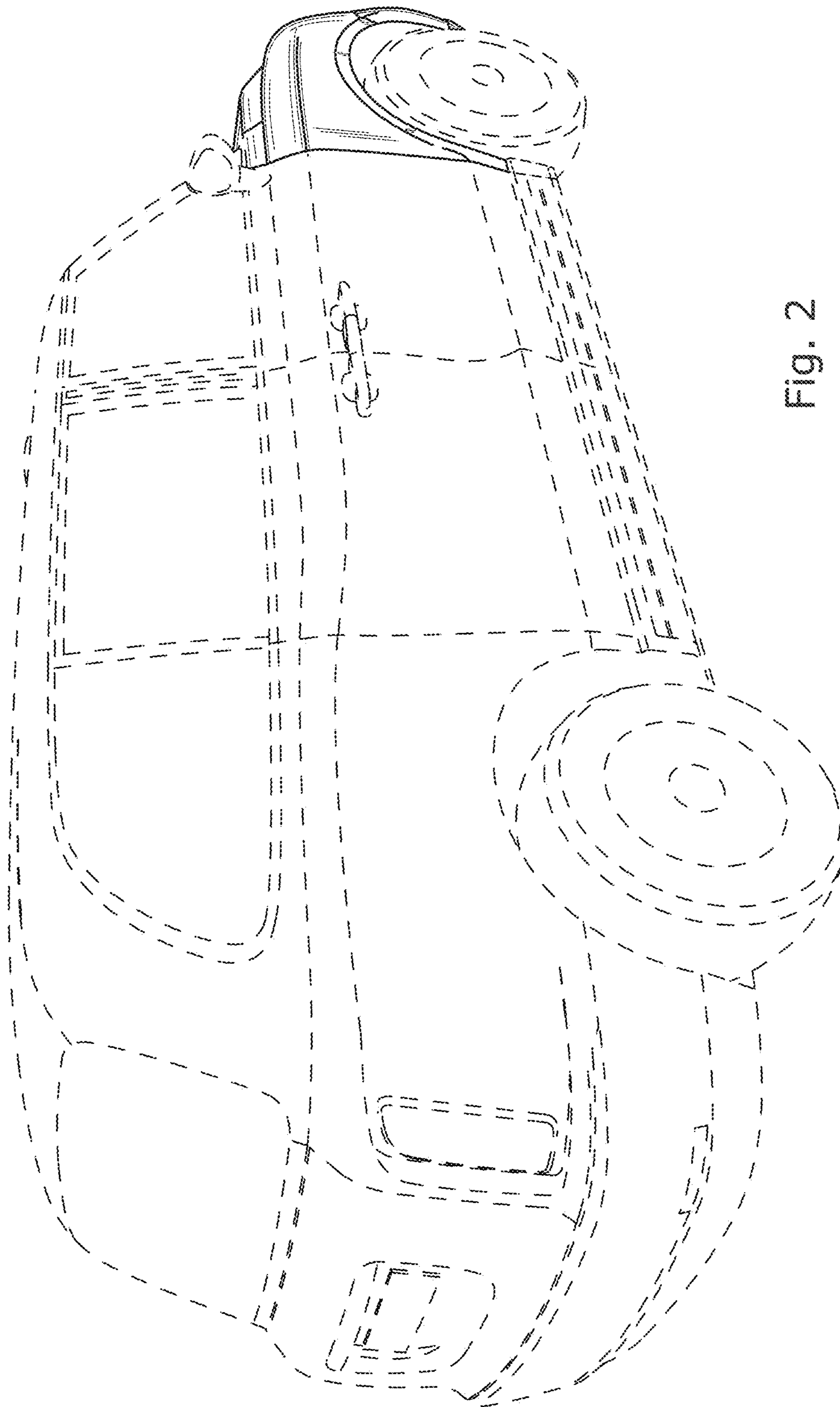


Fig. 2

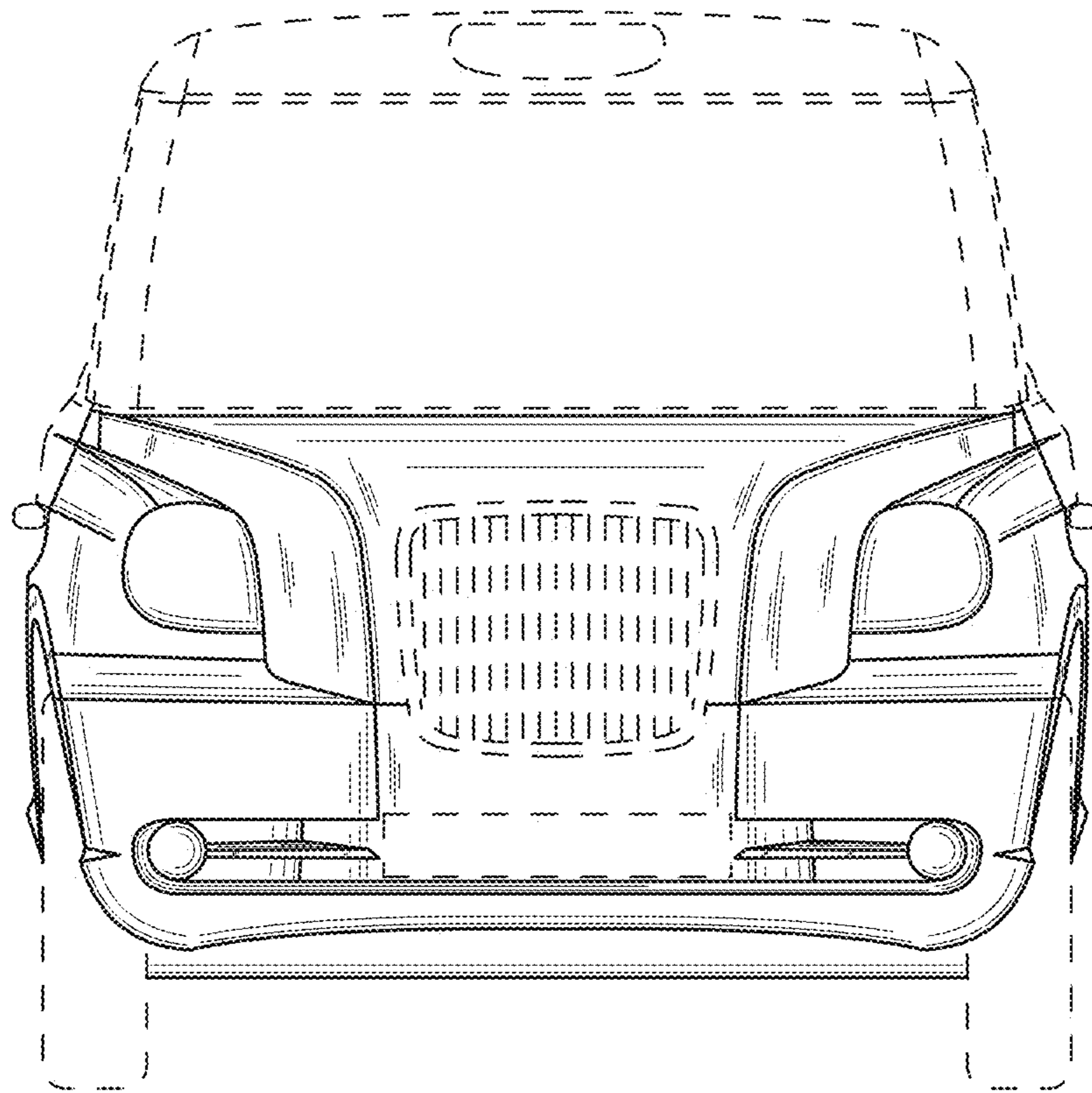


Fig. 3

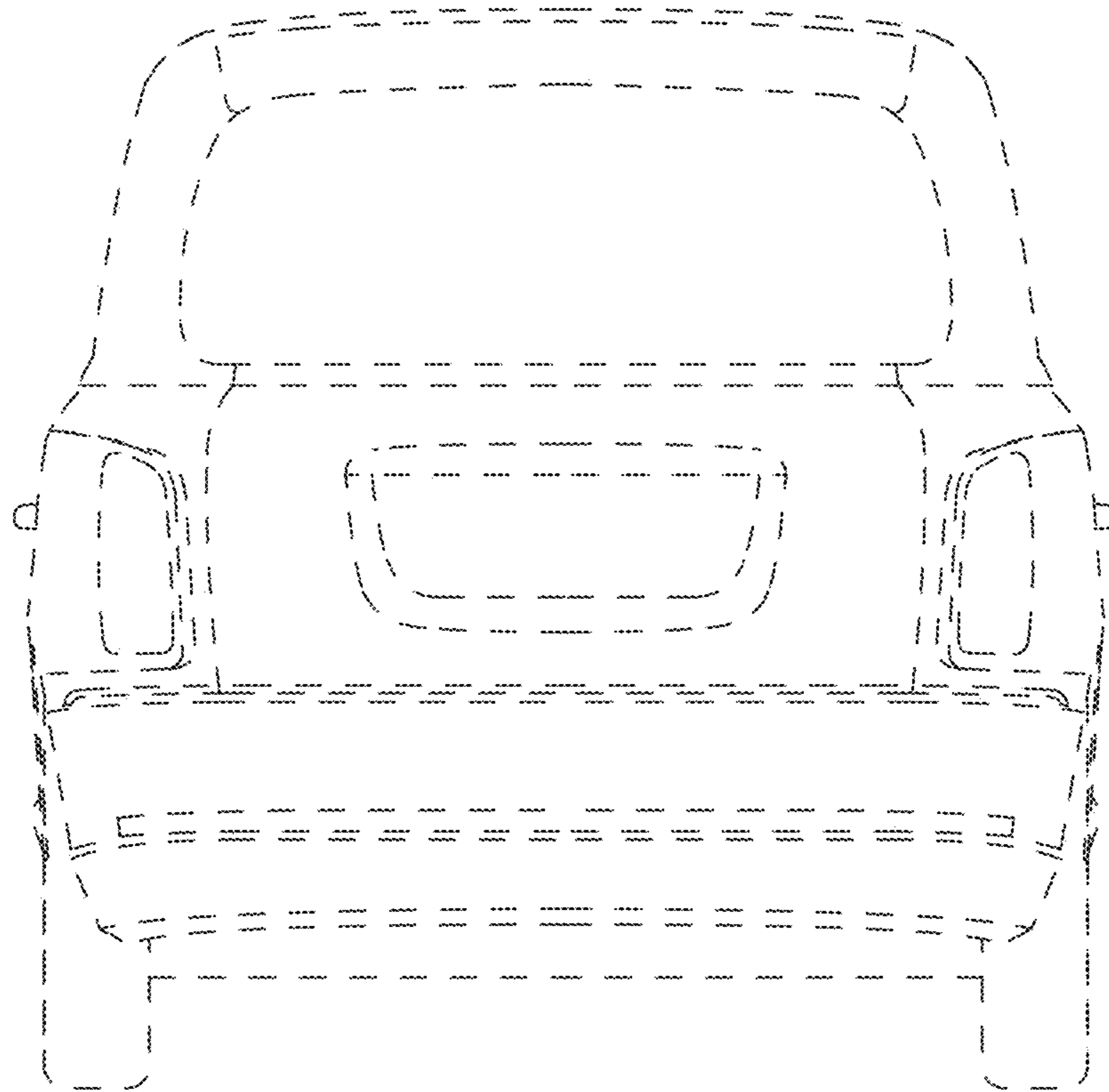


Fig. 4

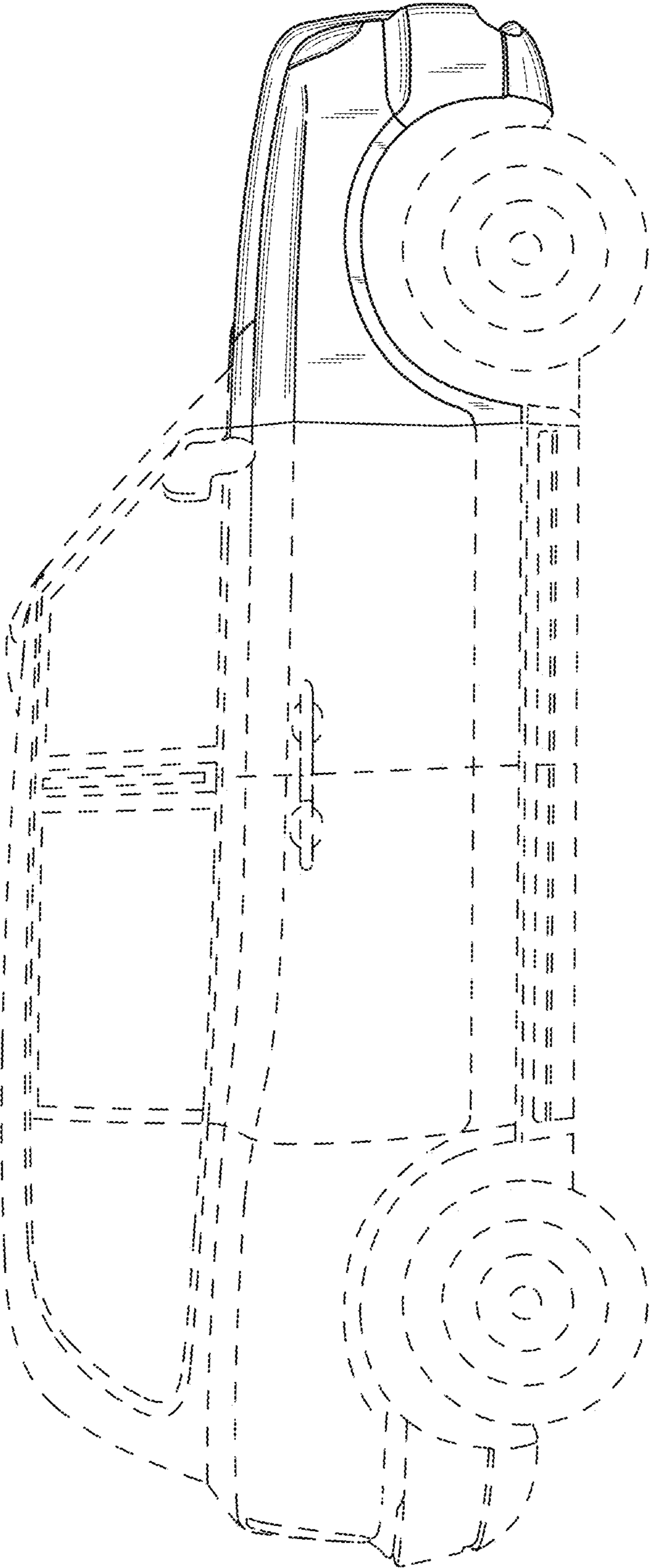


Fig. 5

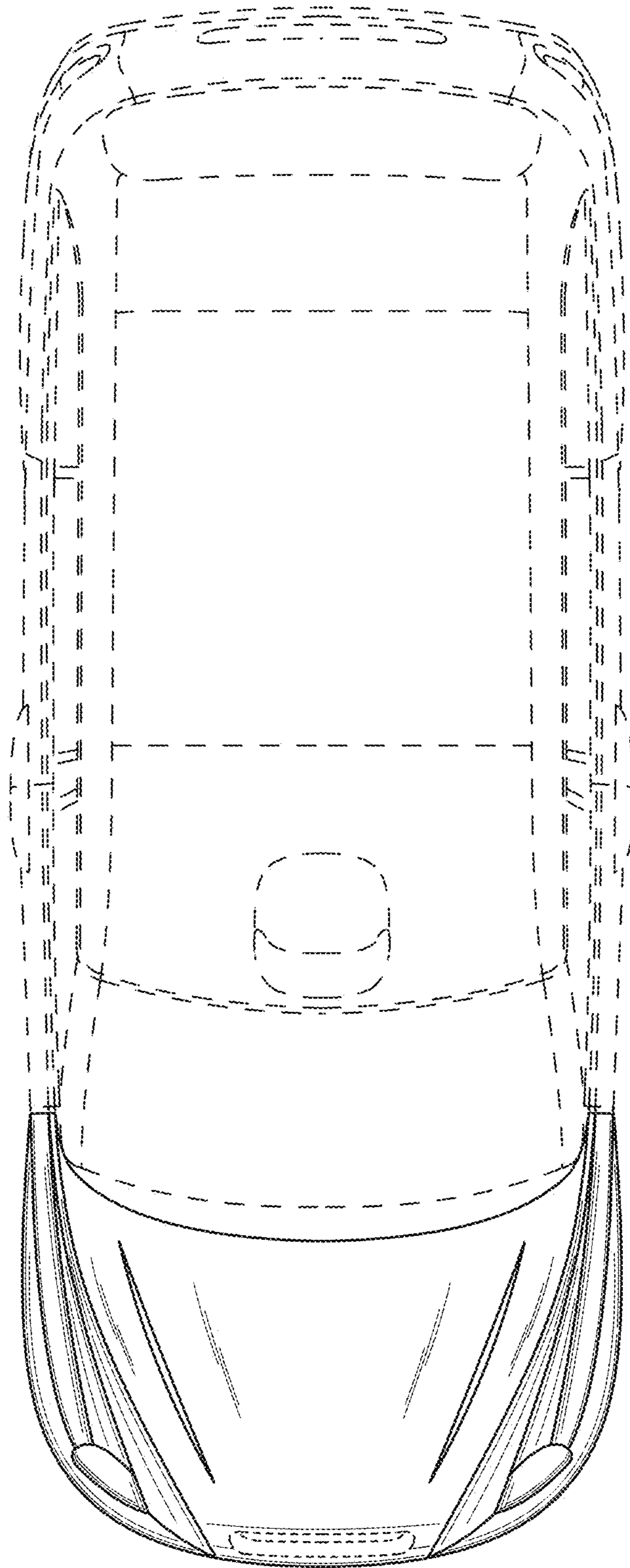


Fig. 6