



US00D878241S

(12) **United States Design Patent**
Stephenson

(10) **Patent No.:** **US D878,241 S**
(45) **Date of Patent:** **** Mar. 17, 2020**

- (54) **HEADER ORNAMENT**
- (71) Applicant: **Auto-Antlers, LLC**, New Berlin, WI (US)
- (72) Inventor: **Anthony B. Stephenson**, New Berlin, WI (US)
- (73) Assignee: **Auto-Antlers, LLC**, New Berlin, WI (US)
- (**) Term: **15 Years**
- (21) Appl. No.: **29/623,472**
- (22) Filed: **Oct. 25, 2017**
- (51) **LOC (12) Cl.** **11-02**
- (52) **U.S. Cl.**
USPC **D11/134**
- (58) **Field of Classification Search**
USPC D11/131-134, 164; 428/542.2, 542.4, 428/542.6; 434/295, 296, 297; D12/172, D12/197-201
CPC B44C 5/02; F16M 13/02
See application file for complete search history.

D721,987 S	2/2015	Burgh	
D722,525 S	2/2015	Burgh	
8,944,878 B2 *	2/2015	Martin A61F 2/141 434/296
10,035,375 B1 *	7/2018	Gifford B44C 5/02
2013/0014373 A1 *	1/2013	Jordan B29C 39/026 29/428
2017/0087925 A1 *	3/2017	Martin B44C 5/06
2018/0257422 A1 *	9/2018	Taylor F16M 13/02

OTHER PUBLICATIONS

Autoantlers website, Flat 6-Point, May 30, 2019, [https://www.autoantlers.com/products/flat-6-point/\(Year: 2019\).*](https://www.autoantlers.com/products/flat-6-point/(Year: 2019).*)

* cited by examiner

Primary Examiner — Nathan M Johnston
(74) *Attorney, Agent, or Firm* — Boyle Fredrickson, S.C.

(57) **CLAIM**

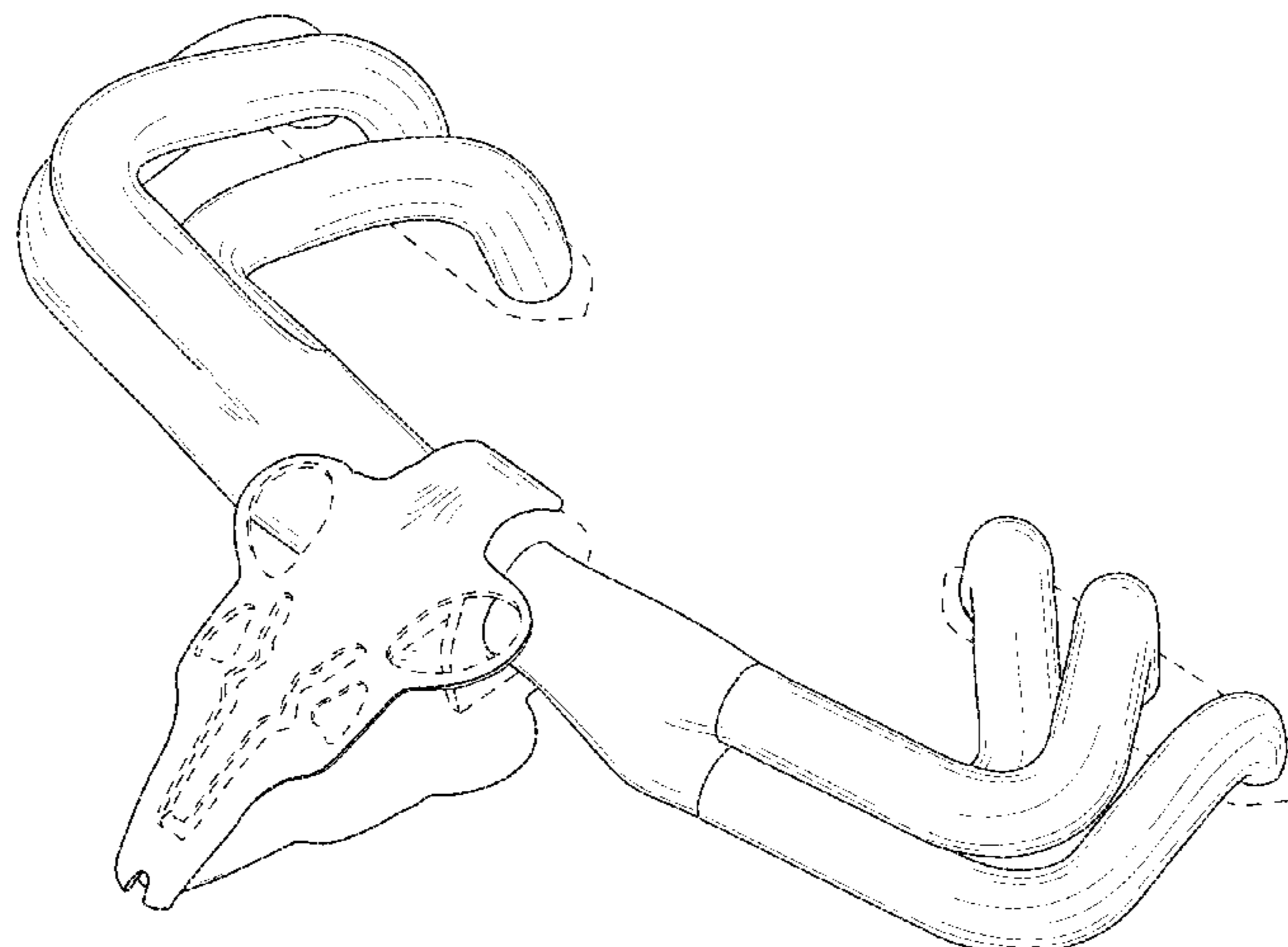
The ornamental design for a header ornament, substantially as shown and described.

DESCRIPTION

FIG. 1 is a raised perspective view of a header ornament showing my new design;
 FIG. 2 is a front view of the header ornament of FIG. 1;
 FIG. 3 is a rear view of the header ornament of FIG. 1;
 FIG. 4 is bottom view of the header ornament of FIG. 1;
 FIG. 5 is a top view of the header ornament of FIG. 1;
 FIG. 6 is a right-side view of the header ornament of FIG. 1; and,
 FIG. 7 is a left-side view of the header ornament FIG. 1.
 The broken lines shown in the drawings form no part of the claimed design. The surface shading illustrated in the drawings is provided merely to highlight the contour of the design and is not part of the claimed design. All surfaces not shown form no part of the claimed design.

1 Claim, 7 Drawing Sheets

- (56) **References Cited**
U.S. PATENT DOCUMENTS
- | | | | | |
|----------------|---------|---------|-------|-------------------------|
| D59,341 S * | 10/1921 | Dupies | | D11/158 |
| D160,468 S * | 10/1950 | Beggren | | D12/199 |
| 4,464,440 A * | 8/1984 | Dotzman | | B44C 5/02
428/16 |
| 4,971,865 A * | 11/1990 | Nowlan | | B44C 5/02
248/295.11 |
| 5,472,765 A * | 12/1995 | Green | | B44C 5/02
428/16 |
| D566,614 S * | 4/2008 | Chase | | D11/132 |
| D608,686 S * | 1/2010 | St. Ama | | D11/134 |
| 8,714,985 B1 * | 5/2014 | Kash | | G09B 23/26
434/295 |



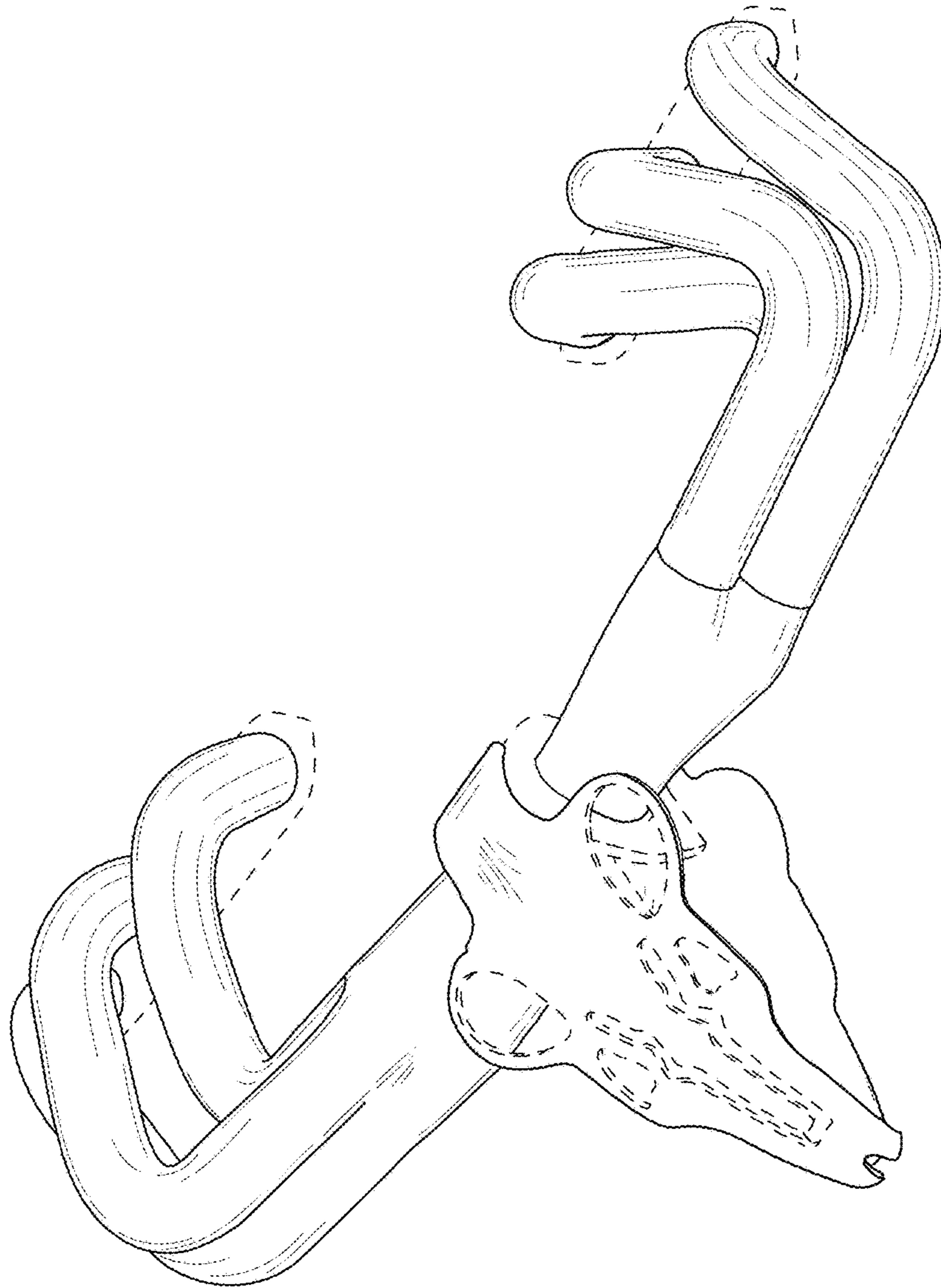


Fig. 1

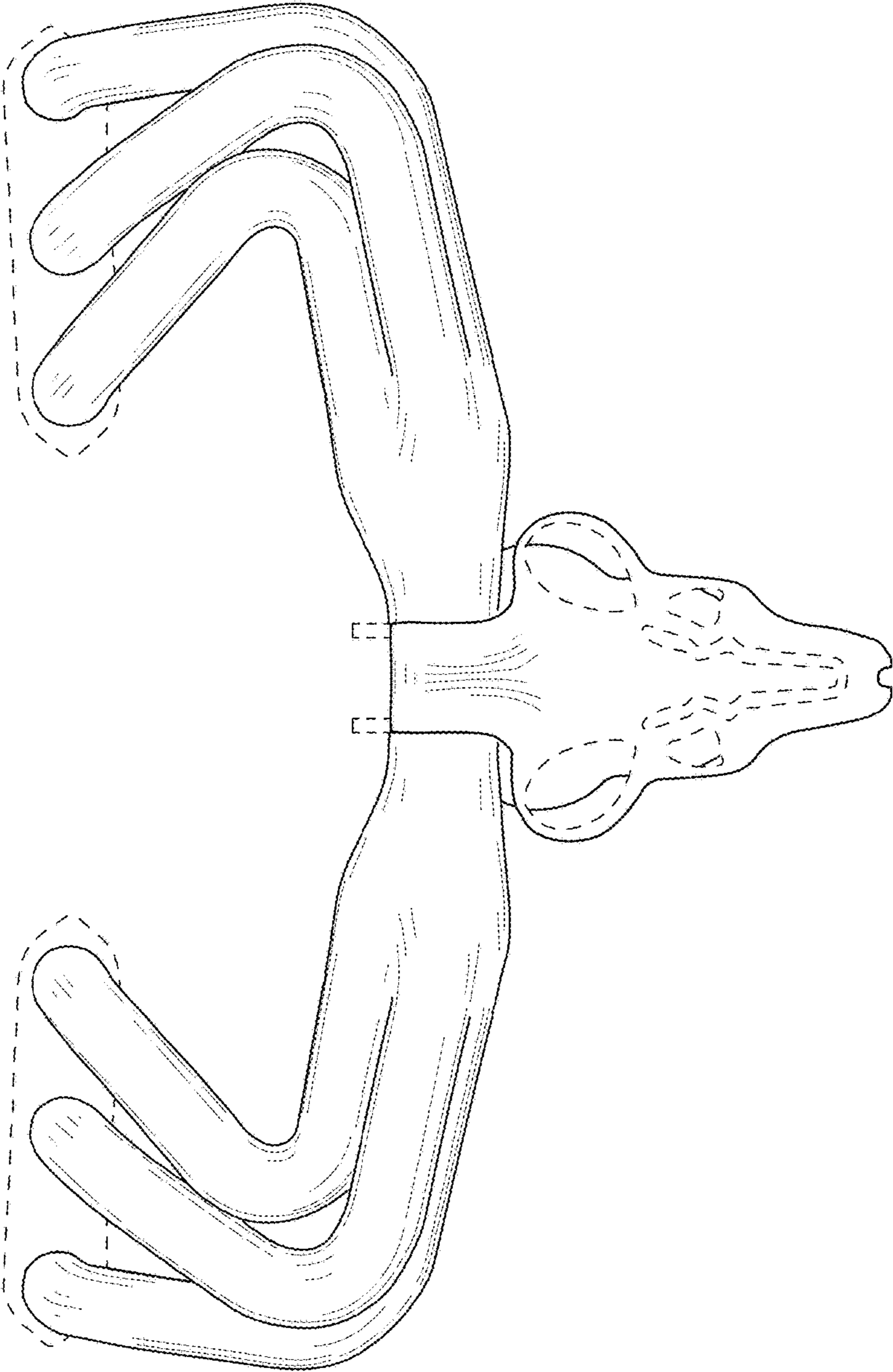


Fig. 2

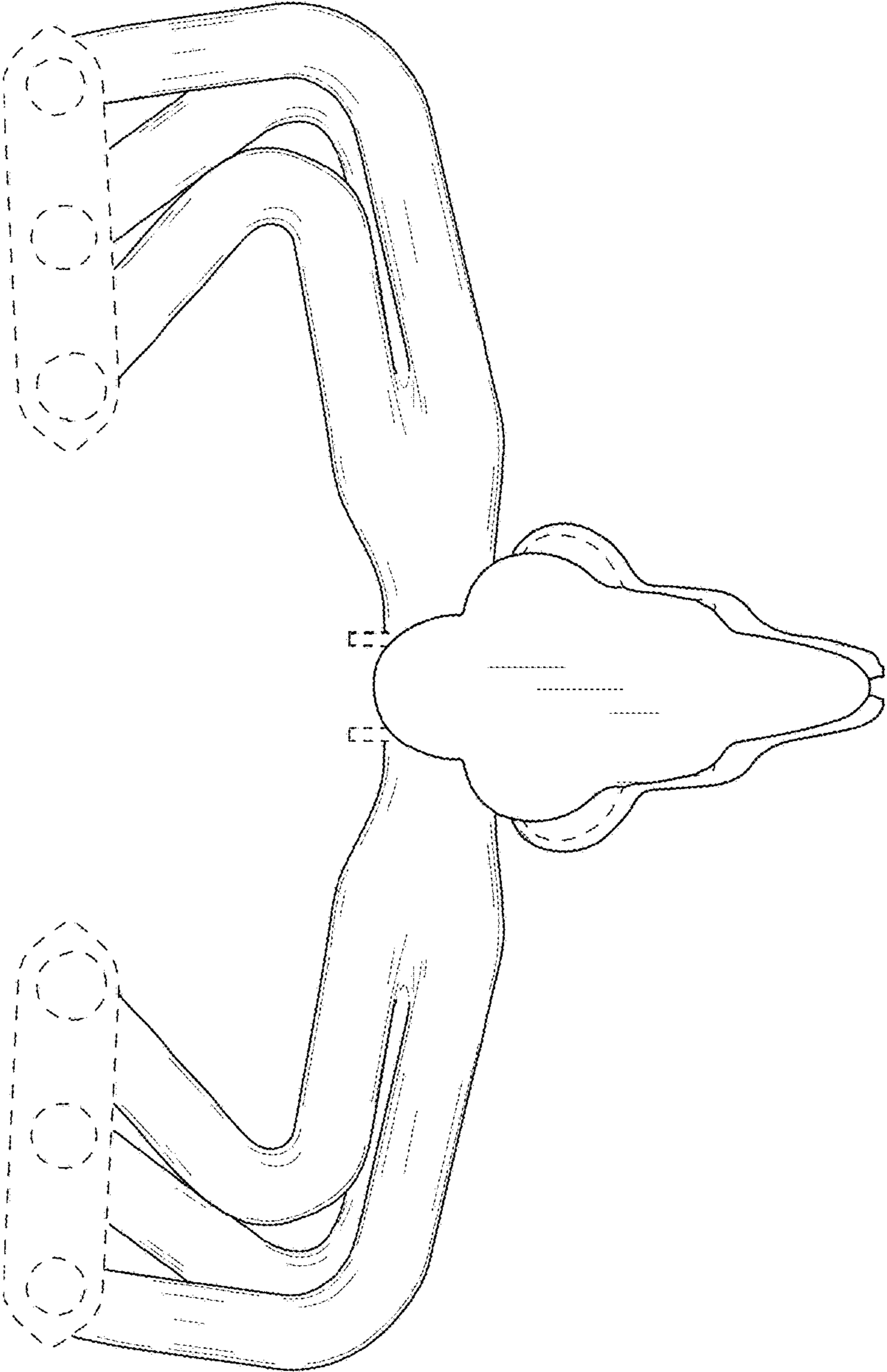


Fig. 3

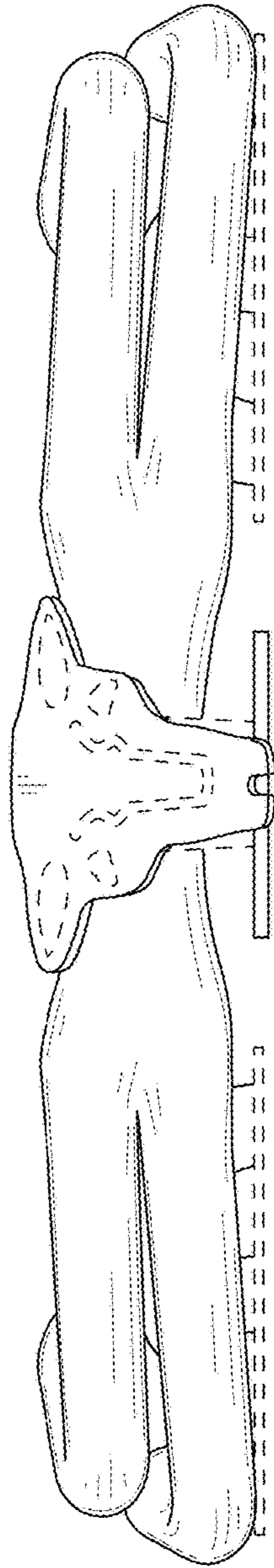


Fig. 4

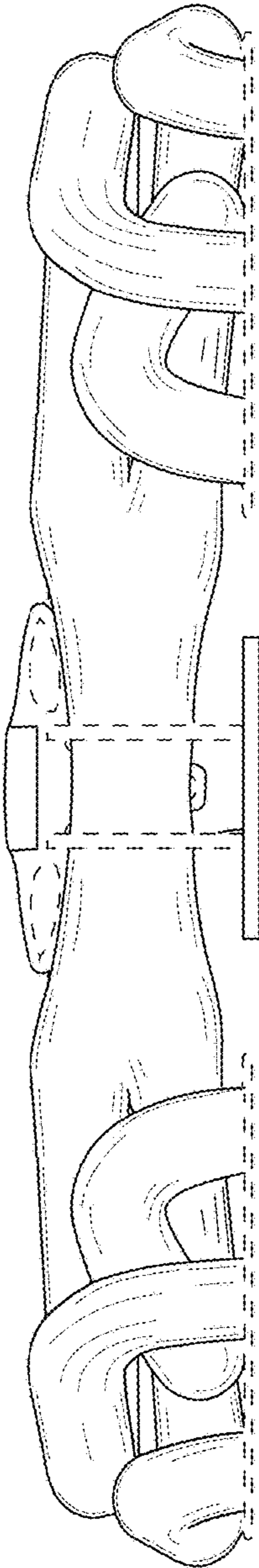


Fig. 5

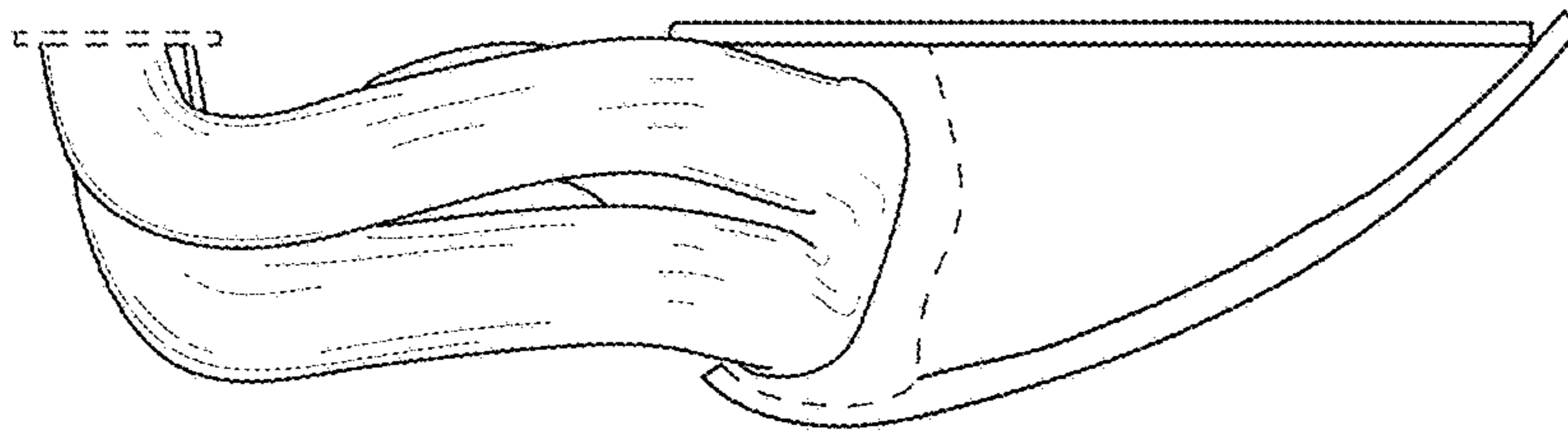


Fig. 6

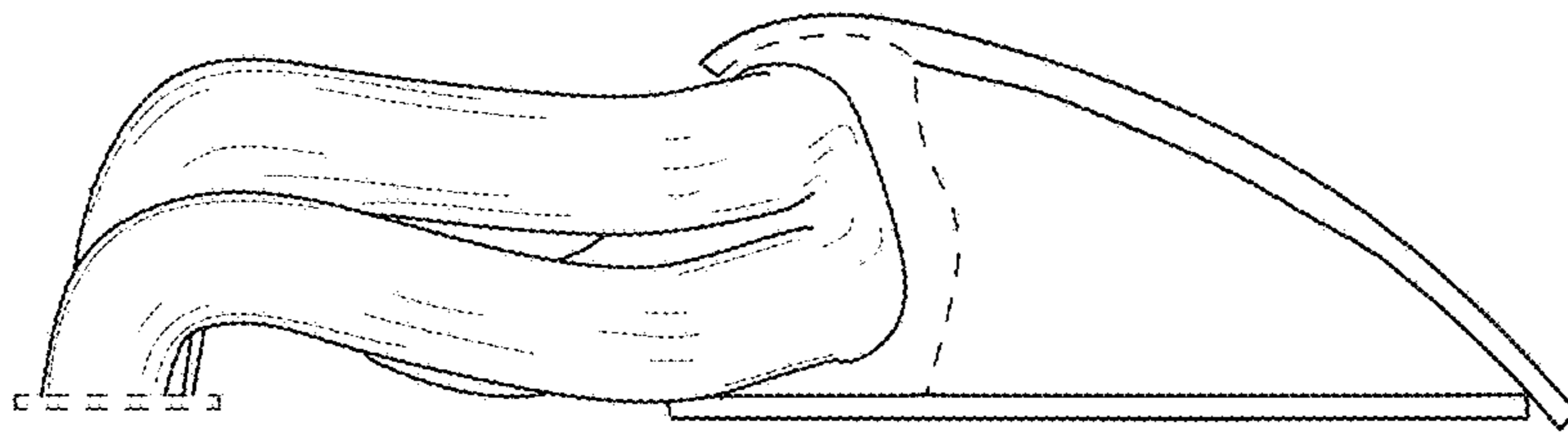


Fig. 7