



US00D878234S

(12) **United States Design Patent**  
**Zhou**

(10) **Patent No.:** **US D878,234 S**

(45) **Date of Patent:** **\*\* Mar. 17, 2020**

- (54) **RING**
- (71) Applicant: **Michellia Inc**, Bellevue, WA (US)
- (72) Inventor: **Yitong Zhou**, Bellevue, WA (US)
- (73) Assignee: **Michellia Inc.**, Bellevue, WA (US)
- (\*\*) Term: **15 Years**
- (21) Appl. No.: **29/661,078**
- (22) Filed: **Aug. 24, 2018**
- (51) **LOC (12) Cl.** ..... **11-01**
- (52) **U.S. Cl.**  
USPC ..... **D11/34**
- (58) **Field of Classification Search**  
USPC ..... D11/1-5, 16, 26-39, 49.91, 92  
CPC ..... A44C 9/00; A44C 9/0007; A44C 9/0015;  
A44C 9/0023; A44C 9/003; A44C  
9/0038; A44C 9/0046; A44C 9/0053;  
A44C 9/0061; A44C 9/0069; A44C  
9/0076; A44C 9/0084; A44C 9/0092;  
A44C 9/02; A44C 17/02; A44C 17/0208;  
A44C 17/0216; A44C 17/0225; A44C  
17/0233; A44C 17/0241; A44C 17/025;  
A44C 17/0258; A44C 17/0266; A44C  
17/0275; A44C 17/0283; A44C 17/0291  
See application file for complete search history.

D614,071 S *	4/2010	Vagal .....	D11/35
D615,446 S *	5/2010	Vagal .....	D11/34
D700,100 S *	2/2014	Hein .....	D11/33
D727,200 S *	4/2015	Kwon .....	D11/34
D843,258 S *	3/2019	Zhou .....	D11/34

**OTHER PUBLICATIONS**

[Online] "Kerensa" <https://michellia.com/collections/round-cut-rings/products/kerensa-classic-floral-ring-in-opal>. Retrieved Dec. 20, 2019.\*  
Michellia Etsy Store Website Screenshots, via Archive.org, dated May 8, 2016 <<https://web.archive.org/web/20160508161853/https://www.etsy.com/shop/michelliadesigns>>.  
Michellia Etsy Store Website Screenshots, via Archive.org, dated Jun. 4, 2017 <<https://web.archive.org/web/20170604013955/https://www.etsy.com/shop/MichelliaDesigns>>.

\* cited by examiner

*Primary Examiner* — Melanie Pellegrini  
(74) *Attorney, Agent, or Firm* — DWC Law Firm, P.S.

(57) **CLAIM**

The ornamental design for a ring, as shown and described.

**DESCRIPTION**

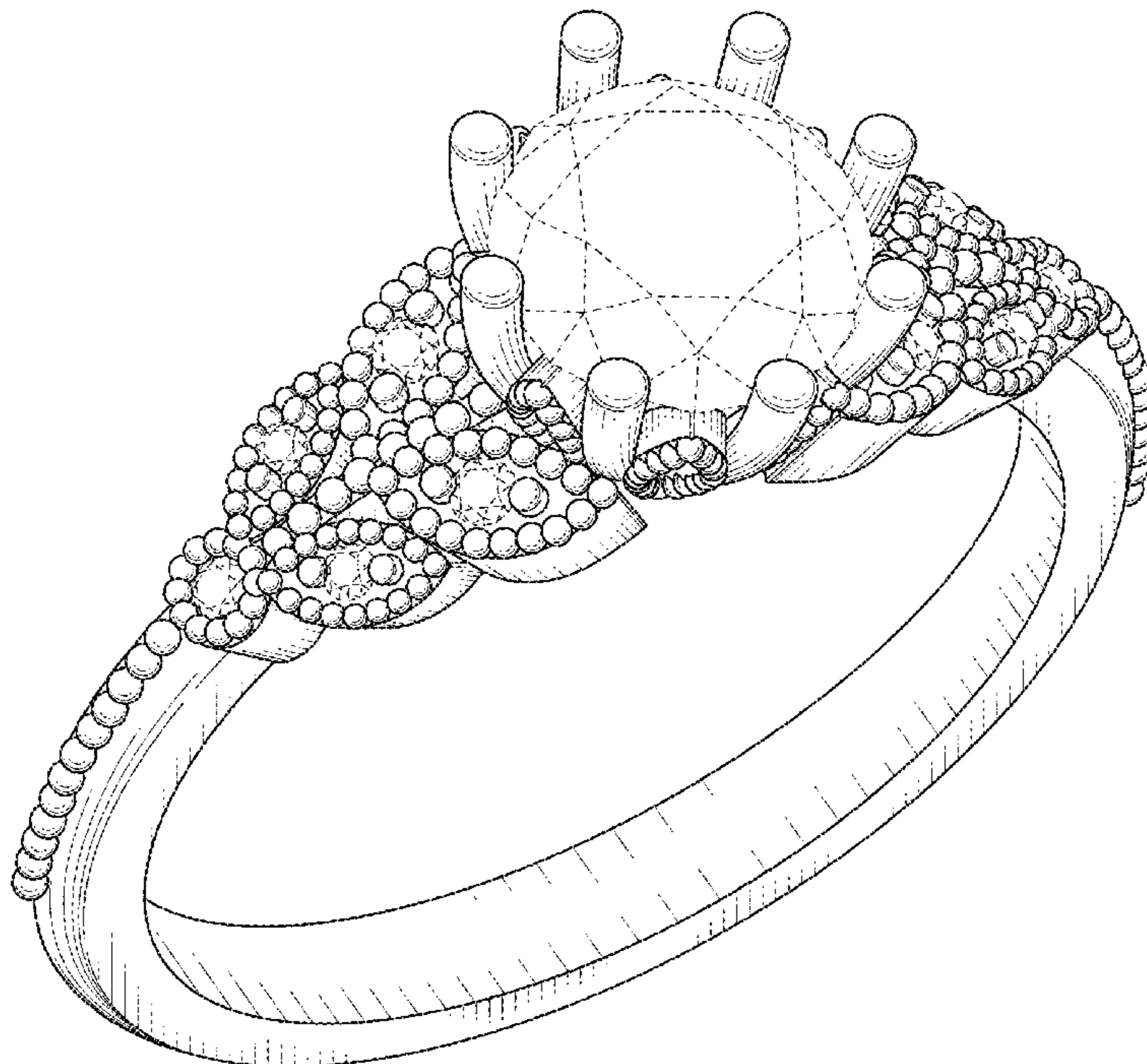
FIG. 1 is a top perspective view of a ring showing the claimed design.  
FIG. 2 is a back side view thereof.  
FIG. 3 is a front side view thereof.  
FIG. 4 is a left side view thereof.  
FIG. 5 is a right side view thereof.  
FIG. 6 is a top plan view thereof.  
FIG. 7 is a bottom plan view thereof; and,  
FIG. 8 is a bottom perspective view thereof.  
The broken lines shown in the drawings illustrate portions of the ring which form no part of the claimed design.

**1 Claim, 8 Drawing Sheets**

(56) **References Cited**

**U.S. PATENT DOCUMENTS**

4,080,803 A *	3/1978	Suzuki .....	A44C 9/0023 63/15.4
D445,716 S *	7/2001	Goldstein .....	D11/26
D514,469 S *	2/2006	Race .....	D11/34



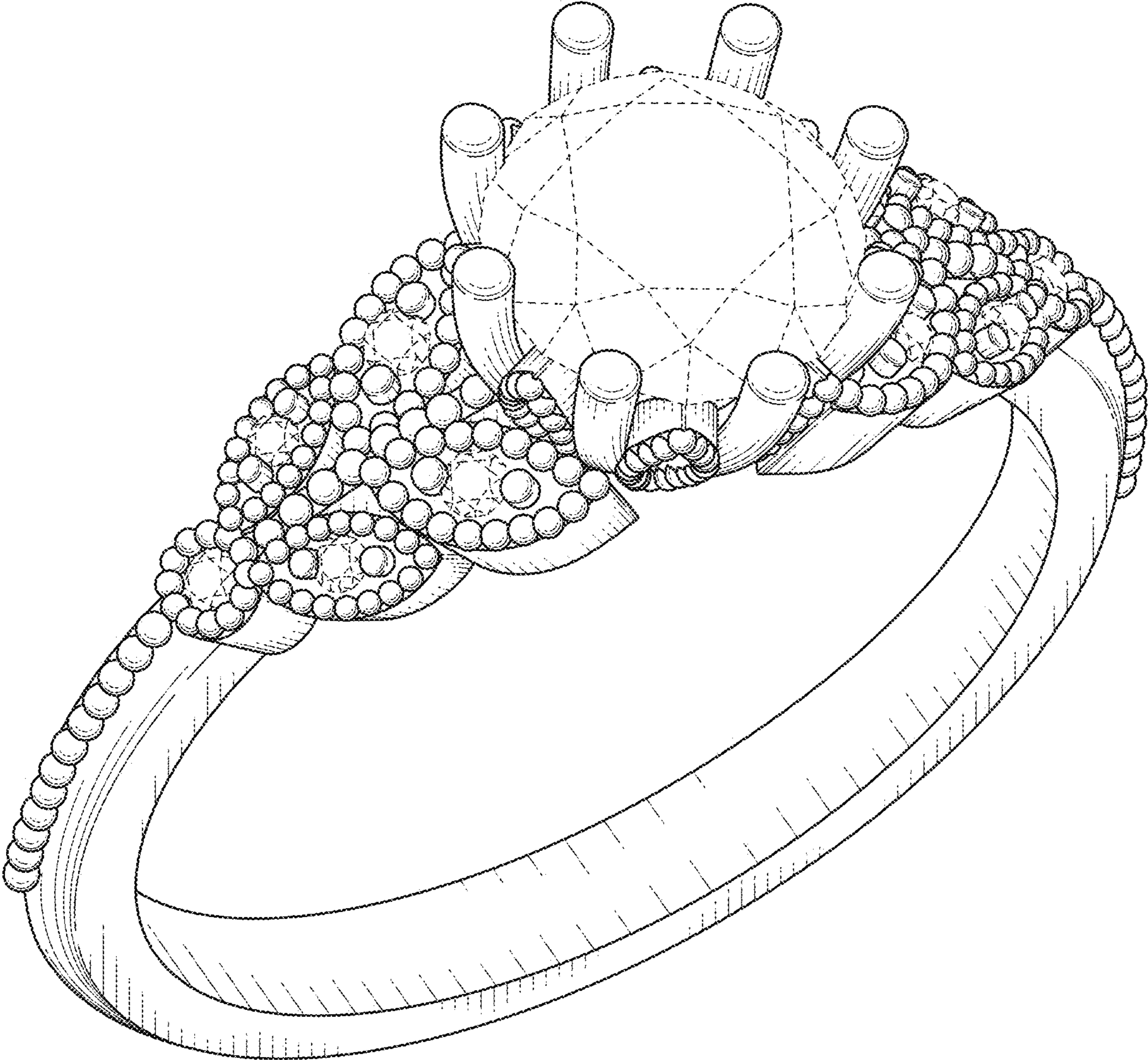


FIG. 1





FIG. 2



FIG. 3

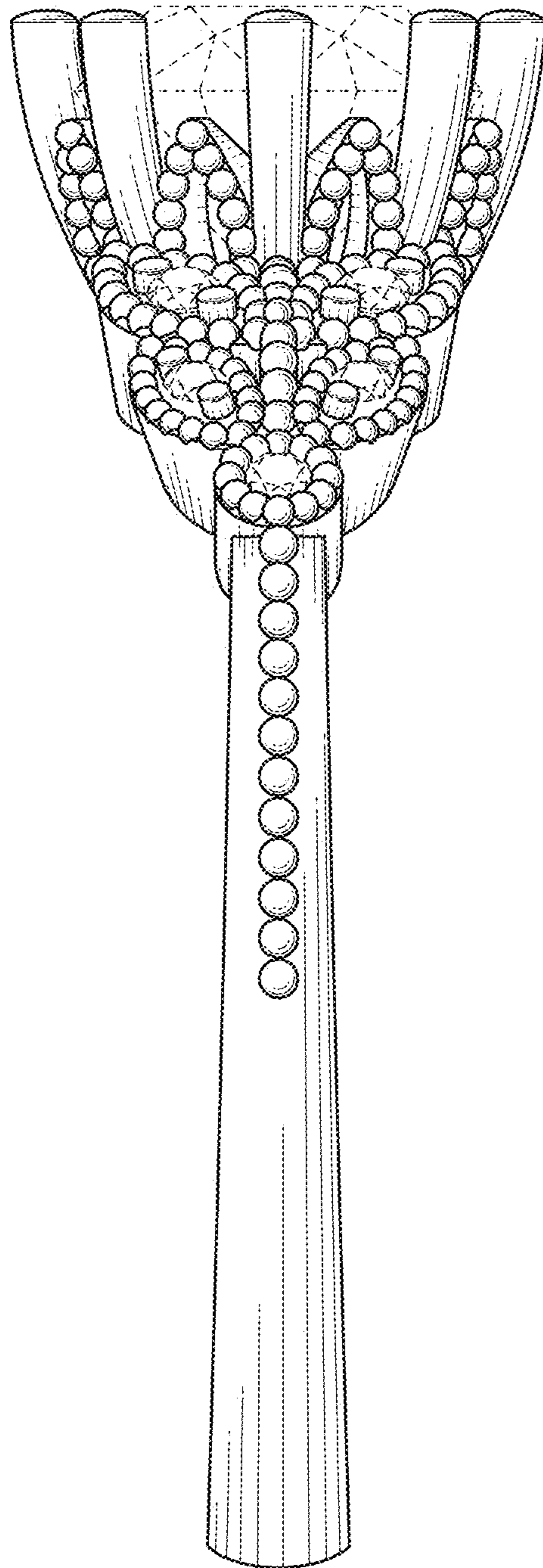


FIG. 4

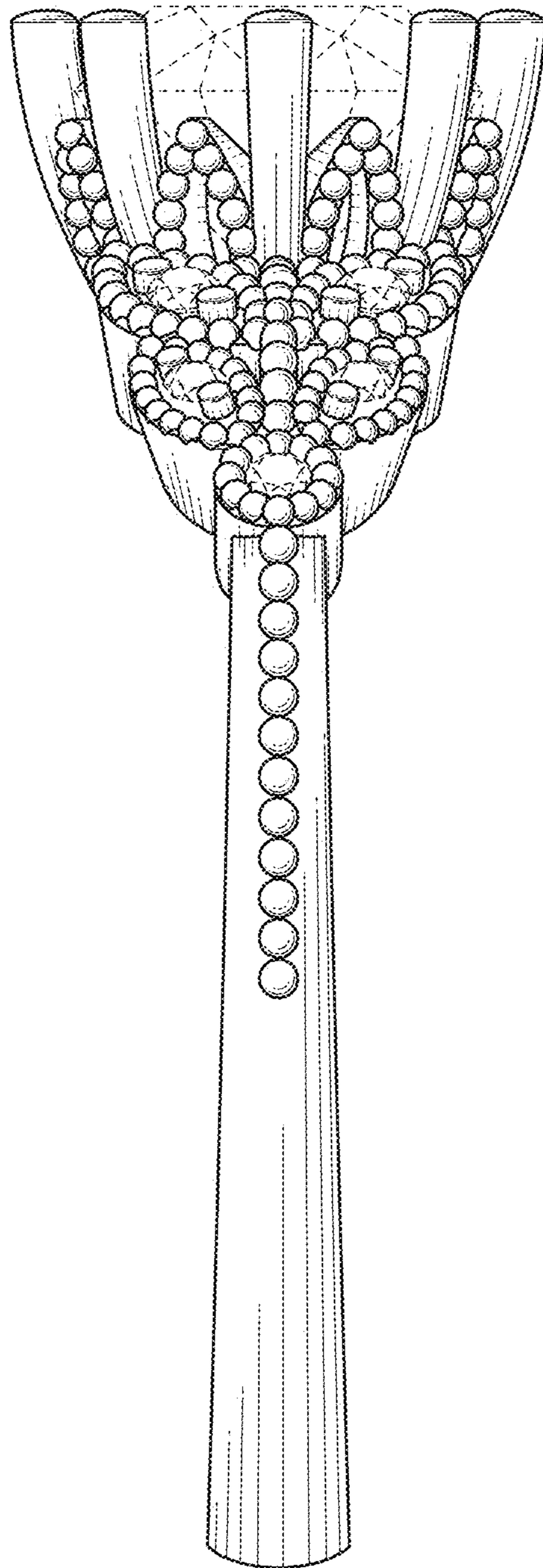


FIG. 5



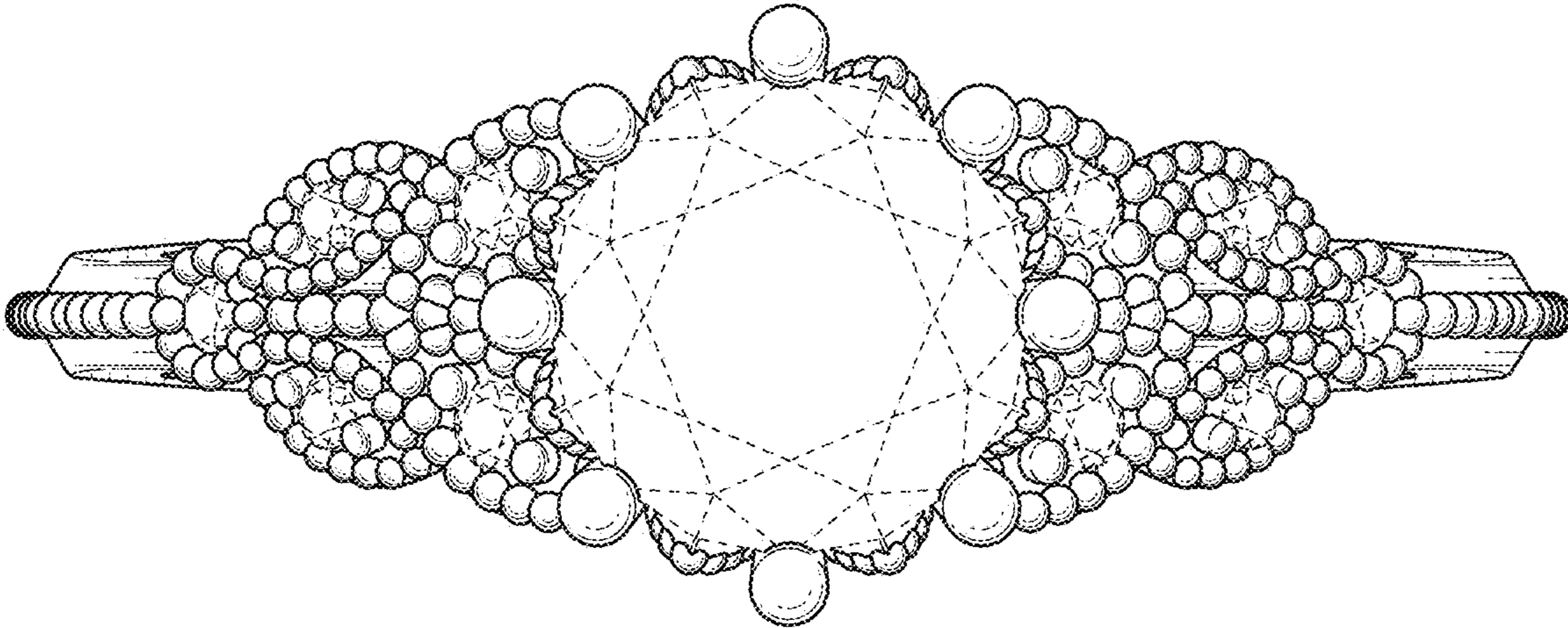


FIG. 6

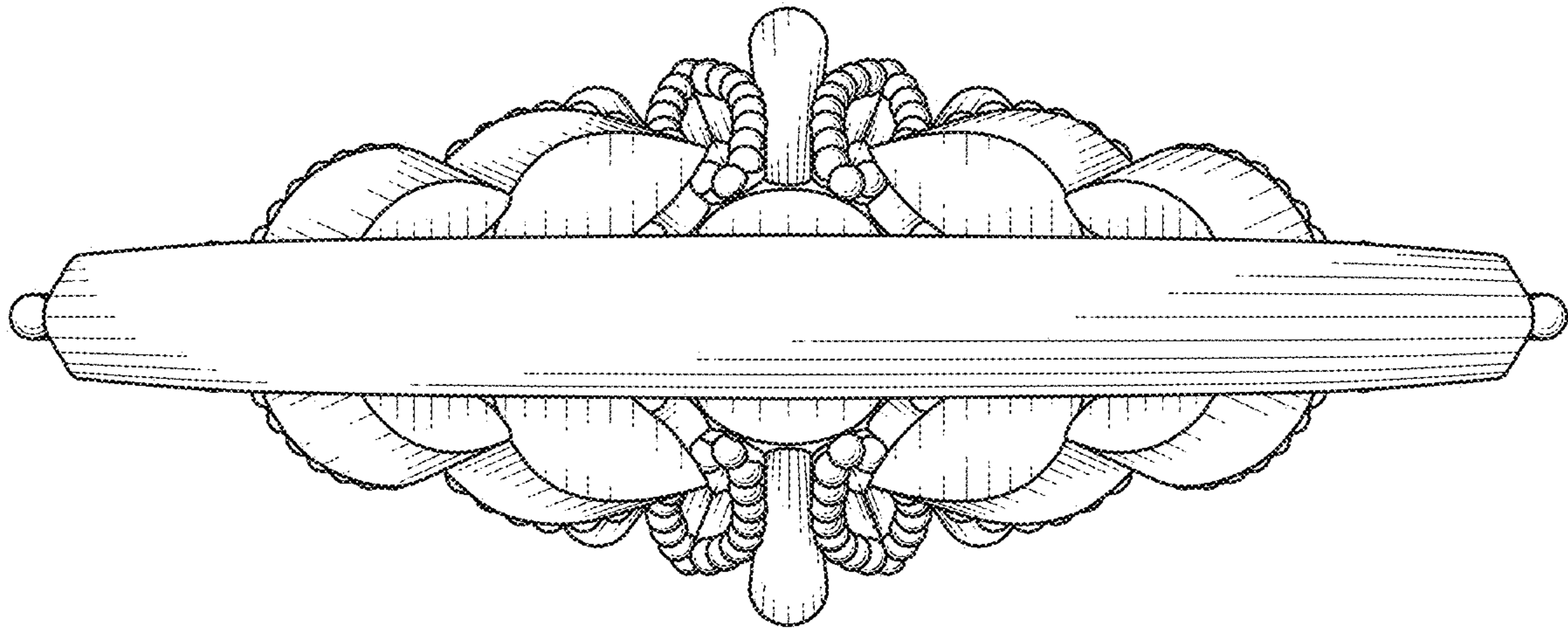


FIG. 7






FIG. 8