



US00D878216S

(12) **United States Design Patent**
Janus et al.

(10) **Patent No.:** **US D878,216 S**
(45) **Date of Patent:** **** Mar. 17, 2020**

(54) **COMBINATION SMART CLOCK AND WHITE BOARD**

(71) Applicants: **David Janus**, Palm Harbor, FL (US);
Holly Janus, Palm Harbor, FL (US)

(72) Inventors: **David Janus**, Palm Harbor, FL (US);
Holly Janus, Palm Harbor, FL (US)

(**) Term: **15 Years**

(21) Appl. No.: **29/619,103**

(22) Filed: **Sep. 27, 2017**

(51) **LOC (12) Cl.** **10-02**

(52) **U.S. Cl.**
USPC **D10/2; D19/113**

(58) **Field of Classification Search**
USPC D10/1, 2-3, 5-7, 14-15, 22-28, 40-41,
D10/46.1, 46.2, 49-50, 52, 55, 59,
D10/122-124, 126-128, 132;
D14/170-171, 197, 218, 489-490, 492;
D15/28; D20/20-21, 29, 42; D7/589;
D11/160; D21/603; D19/20, 113,
D19/123-124; D6/301-302, 308-310,
D6/312-314
CPC G04B 19/00; G04B 19/04; G04B 19/042;
G04B 19/044; G04B 19/06; G04B
19/065; G04B 19/08; G04B 19/085;
G04B 19/26; G04B 19/264; G04B
45/0069; G04B 47/02; G04B 47/04;
G04B 47/048; G04C 3/001; G04C 19/00;
G04C 19/02; G04C 19/06; G04F 1/00;
G04F 3/00; G04F 3/02; A47J 31/407
See application file for complete search history.

(56) **References Cited**

U.S. PATENT DOCUMENTS

1,464,475 A * 8/1923 Hoover G09F 23/16
40/528
D85,163 S * 9/1931 Cook D10/2

2,195,985 A * 4/1940 Fox G09F 15/0006
40/584
D182,682 S * 4/1958 Nelson D10/2
2,881,538 A * 4/1959 Lewis G09F 15/0012
434/408

(Continued)

OTHER PUBLICATIONS

Dual Time Clock | posted at teaching.co.nz no date © 2018 Modern Teaching Aids Ltd [online][site visited Aug. 30, 2018]. Available from internet: <<https://www.teaching.co.nz/product/STC001>> (Year: 2018).*

(Continued)

Primary Examiner — Sandra S Snapp
Assistant Examiner — Katherine Glennon
(74) *Attorney, Agent, or Firm* — Christopher Mayle; John D. Houvener; Bold IP, PLLC

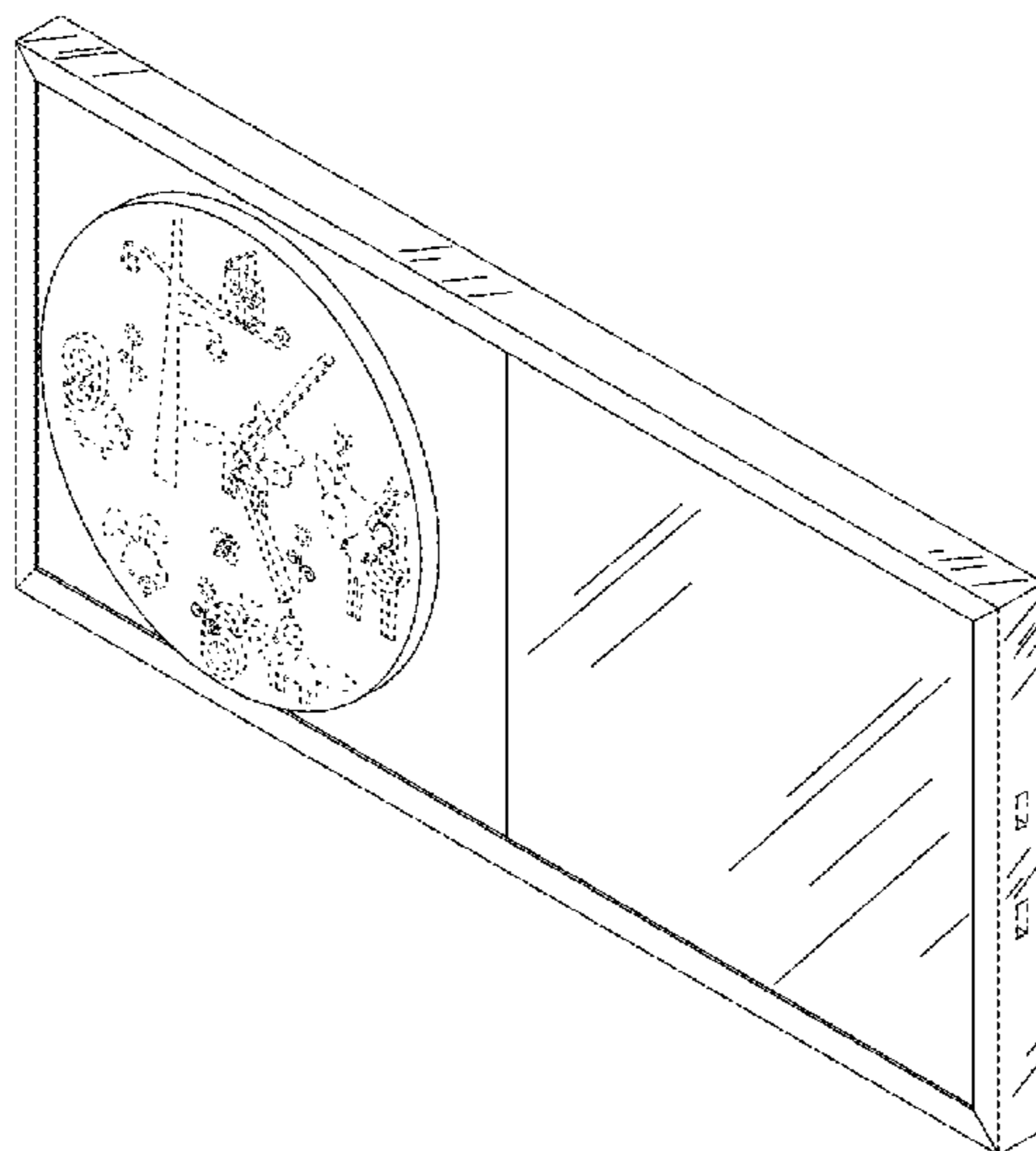
(57) **CLAIM**

The ornamental design for a combination smart clock and white board, as shown and described.

DESCRIPTION

FIG. 1 is a front, right side perspective view in of our new design;
FIG. 2 is another front, right side perspective view thereof;
FIG. 3 is a front view thereof, shown slightly enlarged for ease of illustration;
FIG. 4 is an exploded view thereof;
FIG. 5 is a back view thereof, shown slightly enlarged for ease of illustration;
FIG. 6 is a left side view thereof;
FIG. 7 is a right side view thereof; and,
FIG. 8 is a top side view, the bottom side view being a mirror image thereof.
The broken line portions in FIGS. 1-8 are included to show unclaimed subject matter only and form no part of the claimed design.

1 Claim, 5 Drawing Sheets



(56)

References Cited

U.S. PATENT DOCUMENTS

D188,801 S * 9/1960 Carthew D10/25
 D203,725 S * 2/1966 Genin D10/3
 D213,795 S * 4/1969 Miley D10/19
 3,456,373 A * 7/1969 Epton G09F 7/04
 40/124
 D216,211 S * 12/1969 Vogt D10/10
 D227,525 S * 7/1973 Skinner D6/309
 D229,959 S * 1/1974 Christie D10/2
 D236,883 S * 9/1975 Flumm D10/2
 D246,180 S * 10/1977 Yamauchi D19/113
 D248,354 S * 7/1978 Hazzard D6/301
 D251,481 S * 4/1979 Brasart D10/25
 D256,335 S * 8/1980 Pasquarette D10/2
 D289,264 S * 4/1987 Hill D10/14
 D312,575 S * 12/1990 Butler D10/2
 D325,873 S * 5/1992 Hosker D10/2
 D326,055 S * 5/1992 Africk D10/2
 D326,414 S * 5/1992 Africk D10/2
 D359,240 S * 6/1995 Benton D10/2
 D360,584 S * 7/1995 Odaka D10/2
 D367,561 S * 3/1996 Kwan D6/302
 D371,806 S * 7/1996 Boone D19/113
 D377,608 S * 1/1997 Hikida D10/10
 D384,104 S * 9/1997 Krawitz D19/113
 D397,876 S * 9/1998 Tsui D6/301
 D411,229 S * 6/1999 McBeth D10/15
 D436,451 S * 1/2001 Whitcomb D10/2
 D480,428 S * 10/2003 Robertson, Jr. D19/113
 6,942,092 B1 * 9/2005 Laarman B65D 85/546
 206/232
 D518,966 S * 4/2006 Sakaguchi D6/302
 D520,759 S * 5/2006 Sakaguchi D6/314
 D534,214 S * 12/2006 Marcy D19/113
 D546,201 S * 7/2007 Bhavnani D10/15
 D548,621 S * 8/2007 Assuncao D10/10
 D549,601 S * 8/2007 Chan D10/52
 D577,296 S * 9/2008 Manning D10/17
 D586,396 S * 2/2009 Kang D19/113

D598,662 S * 8/2009 Stein D6/300
 D601,815 S * 10/2009 Demcher D6/309
 D666,423 S * 9/2012 Liu D6/308
 D679,610 S * 4/2013 Kang D10/24
 8,641,426 B2 * 2/2014 Yang A63B 71/06
 434/247
 D712,963 S * 9/2014 Fleet D19/113
 D734,394 S * 7/2015 Lyons D19/113
 D767,025 S * 9/2016 Halter, II D19/20
 D771,521 S * 11/2016 McDonald D11/131
 D784,165 S * 4/2017 Nishi D10/1
 D784,451 S * 4/2017 Miller D19/113
 D784,452 S * 4/2017 Miller D19/113
 9,809,050 B1 * 11/2017 Hiatt B43L 1/12
 D807,057 S * 1/2018 Gilad D6/309
 2007/0099510 A1 * 5/2007 Beno A63F 9/0641
 439/620.11
 2011/0303814 A1 * 12/2011 Schultz A47G 1/0611
 248/316.7
 2013/0323707 A1 * 12/2013 Lyons B43L 1/12
 434/416
 2014/0315184 A1 * 10/2014 Jorgenson B43L 1/00
 434/408
 2016/0306384 A1 * 10/2016 Carvey G06F 1/1632
 2016/0347112 A1 * 12/2016 Chow B43L 1/00

OTHER PUBLICATIONS

Peter Pepper Perpetual Calendar | posted at worthpoint.com; n.d. circa 1960s © 2018—WorthPoint Corporation [online][site visited Oct. 3, 2018]. Available from internet: <<https://www.worthpoint.com/worthopedia/vintage-mid-century-peter-pepper-1855746456>> (Year: 1970).*

Peter Pepper Information Board with Clock | peterpepper.com, no posting date; c. 2015 (see attached reverse image search) [online]. © 2019 Peter Pepper Clocks [retrieved Feb. 15, 2019] from Internet: <<https://www.peter-pepper-clocks.com/peter-pepper-clock-model-ib3024/>> (Year: 2015).*

* cited by examiner

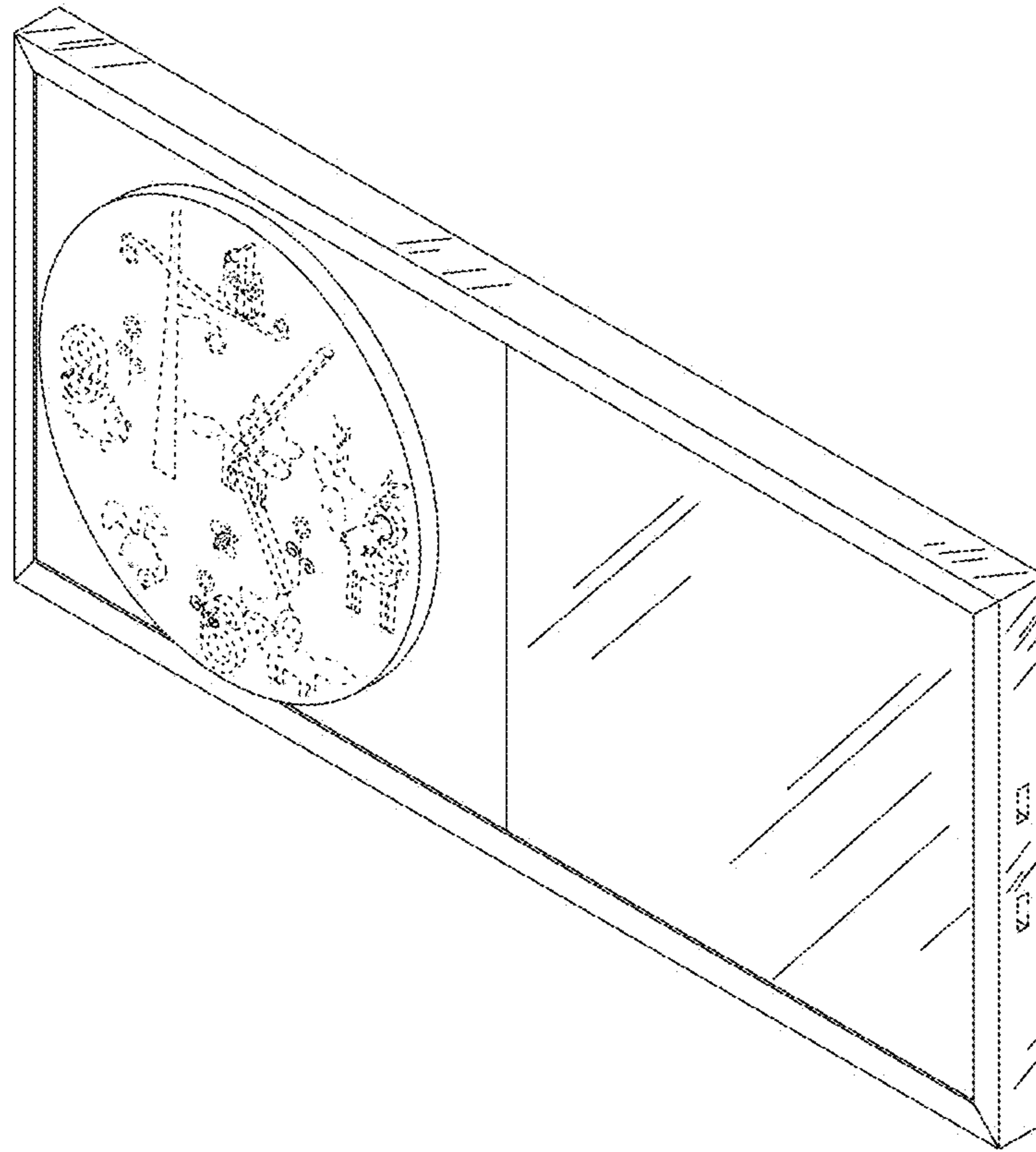


FIG. 1




FIG. 2

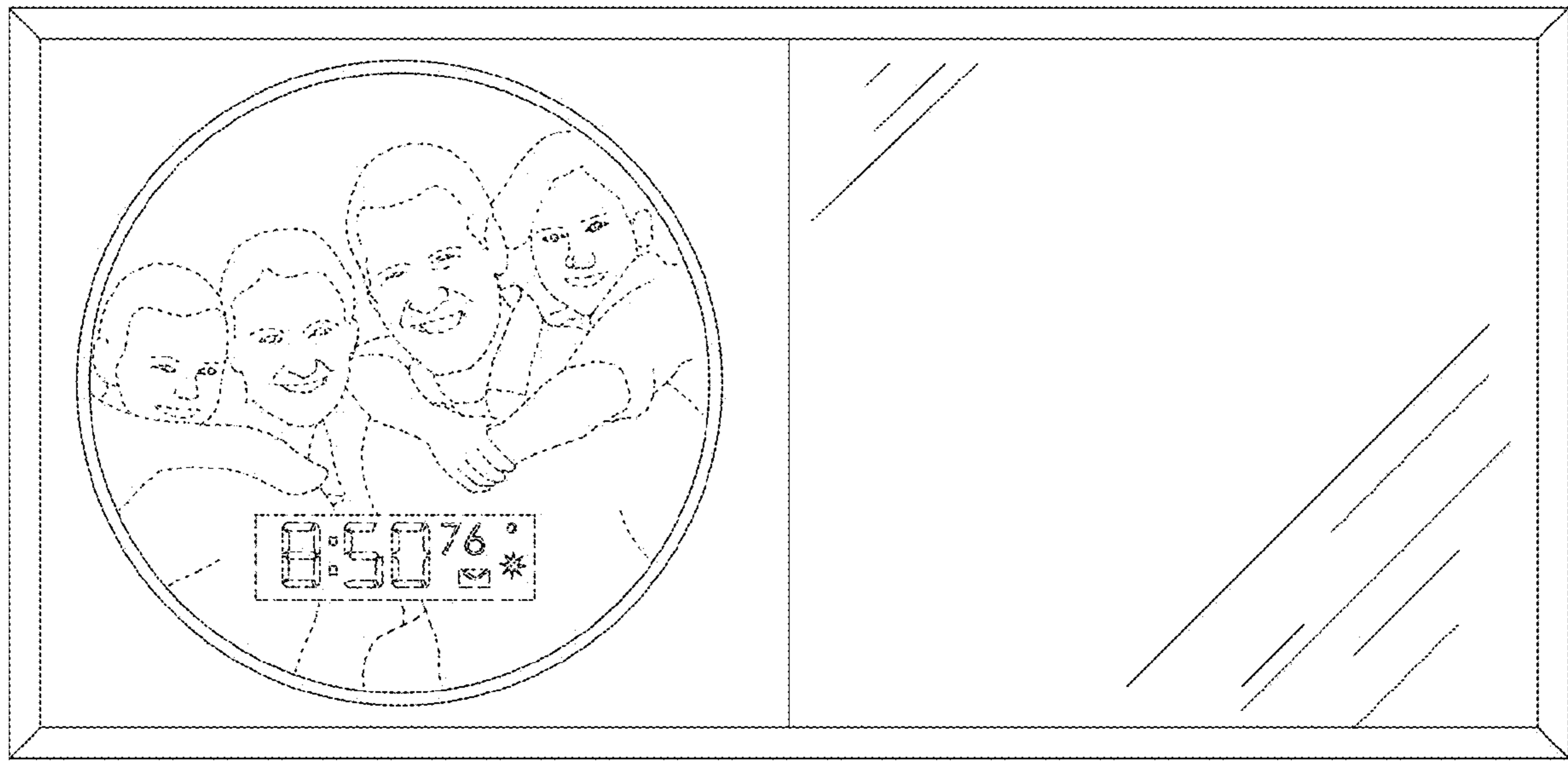


FIG. 3

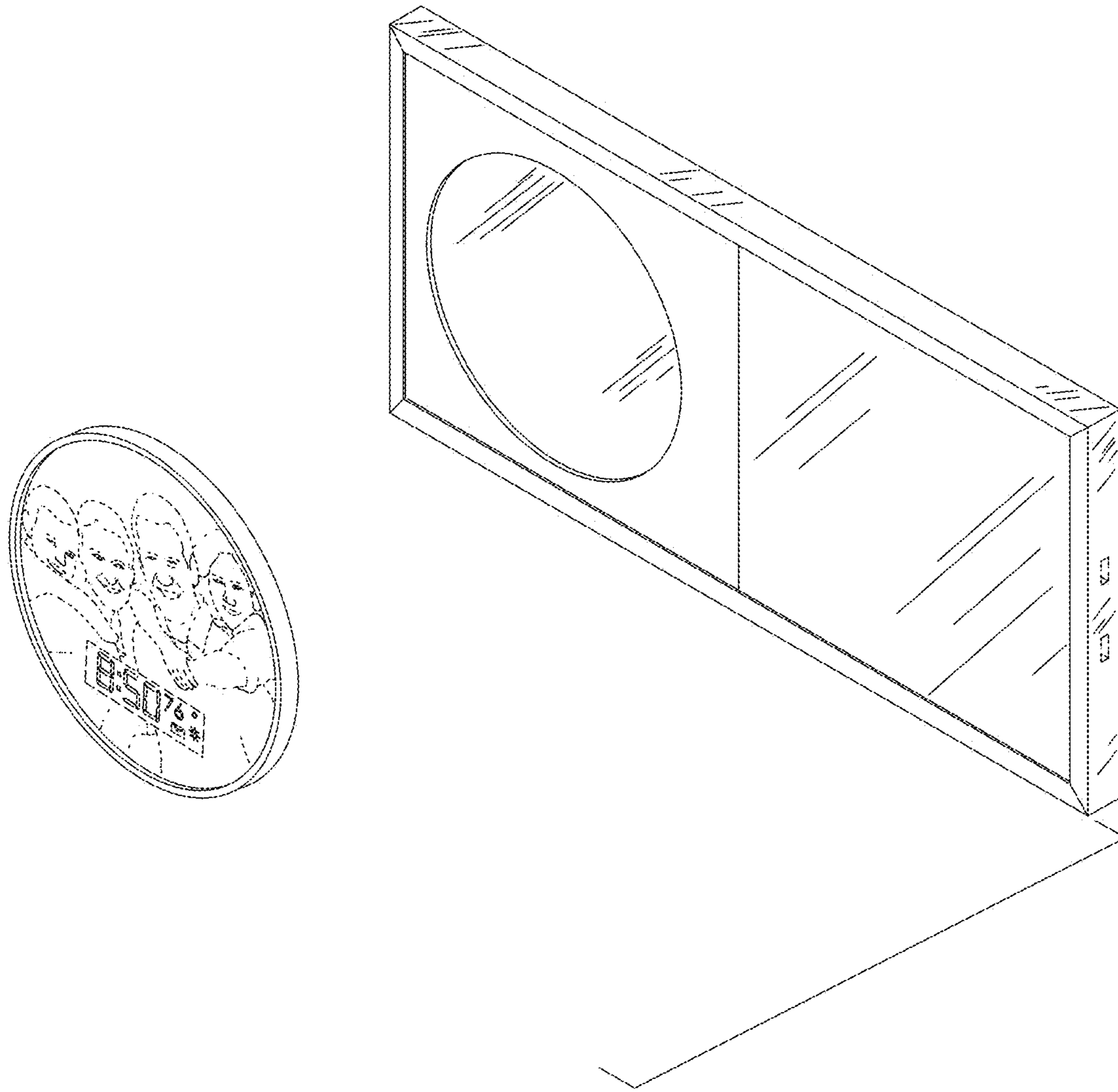


FIG. 4

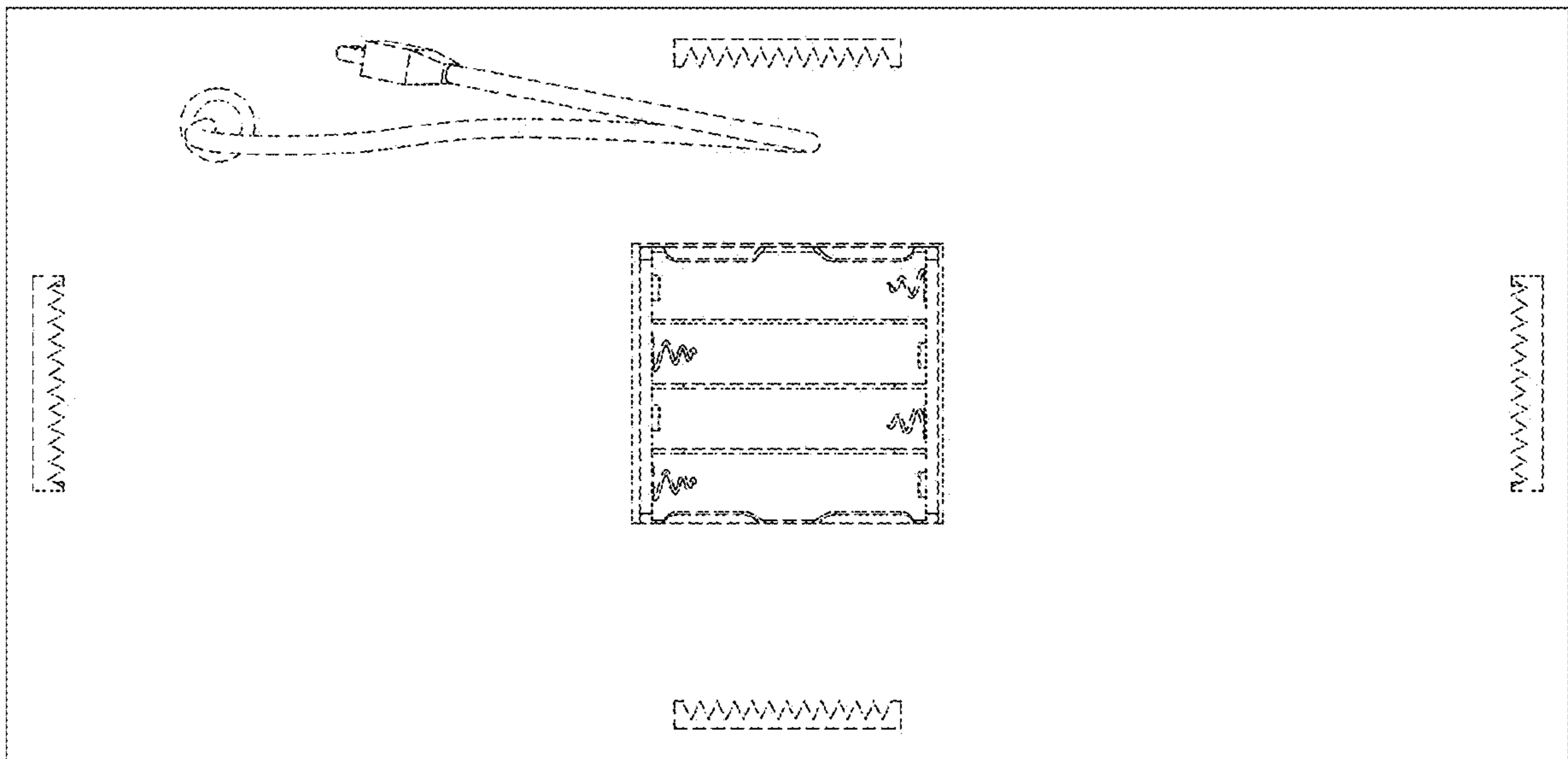


FIG. 5

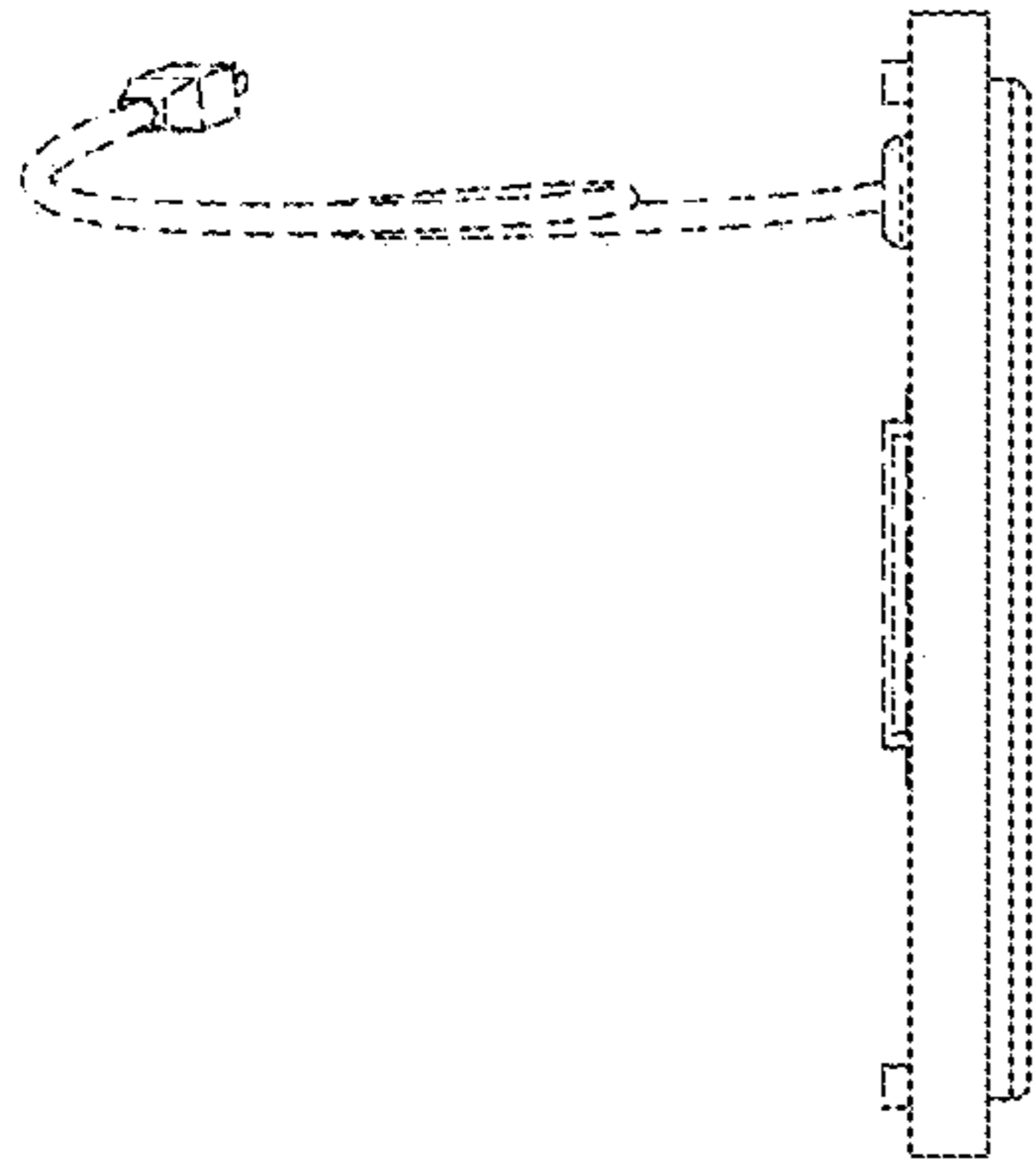


FIG. 6

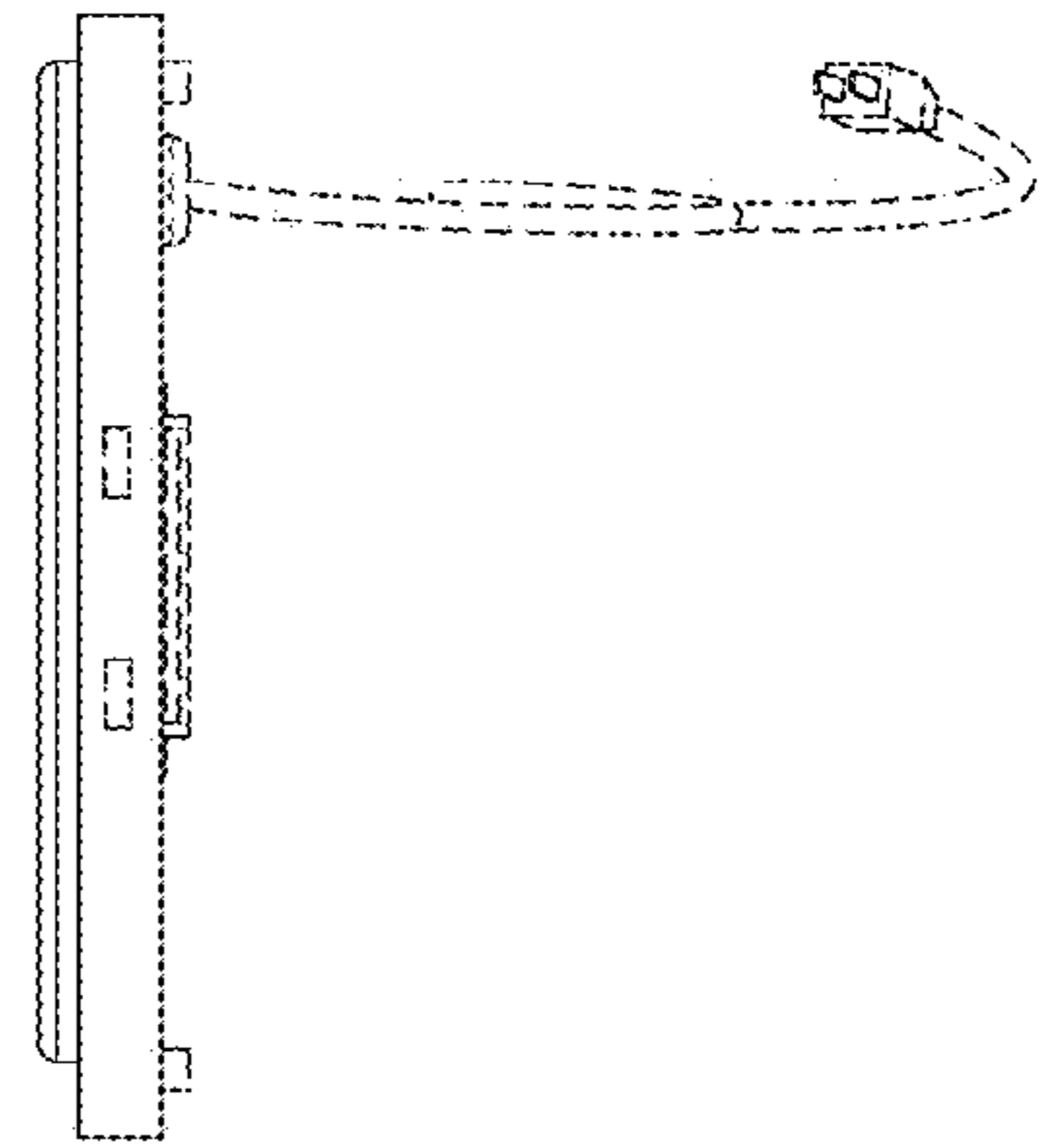


FIG. 7

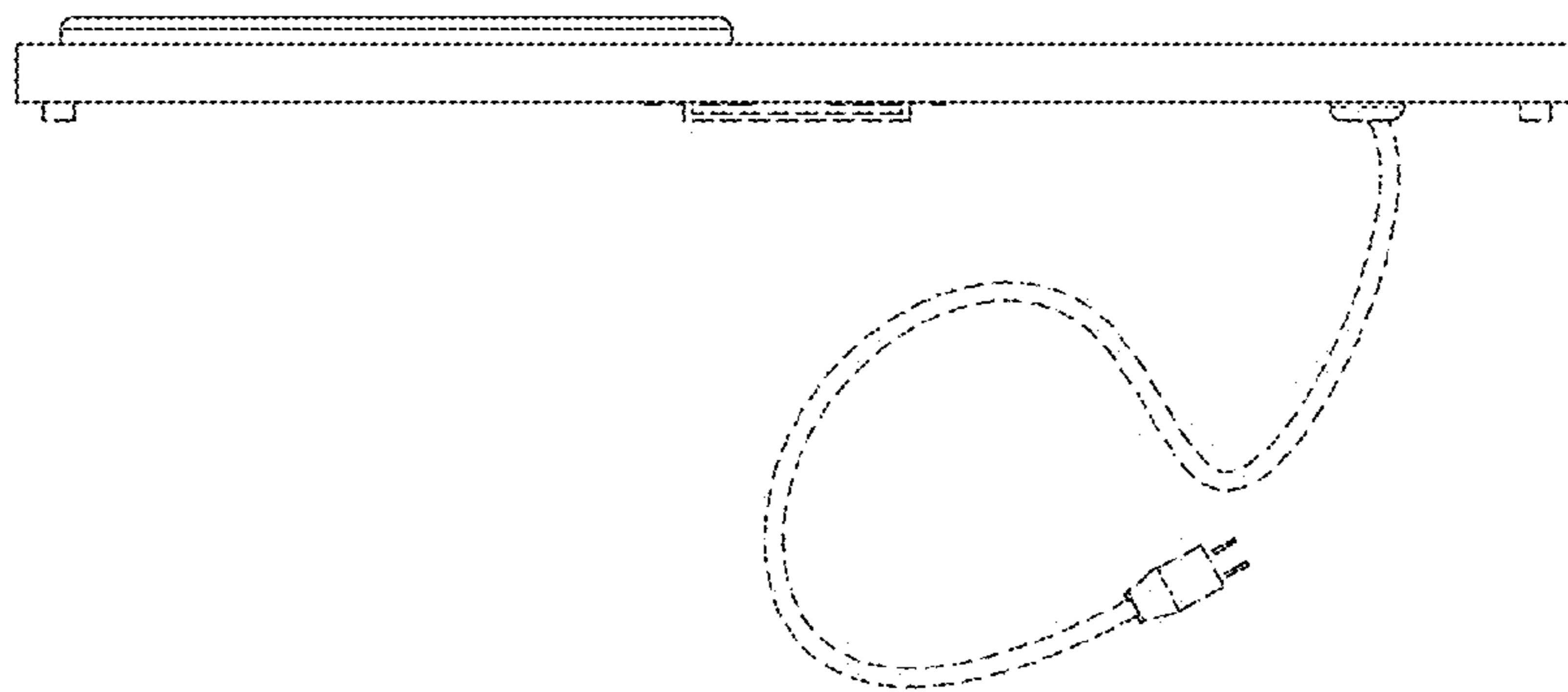


FIG. 8