



US00D878208S

(12) **United States Design Patent**  
**Cohen**

(10) **Patent No.:** **US D878,208 S**

(45) **Date of Patent:** **\*\* Mar. 17, 2020**

(54) **CONTAINER**

(71) Applicant: **Moshe Cohen**, Sunny Isles, FL (US)

(72) Inventor: **Moshe Cohen**, Sunny Isles, FL (US)

(\*\*) Term: **15 Years**

(21) Appl. No.: **29/645,484**

(22) Filed: **Apr. 26, 2018**

(51) **LOC (12) Cl.** ..... **09-01**

(52) **U.S. Cl.**  
USPC ..... **D9/500**

(58) **Field of Classification Search**  
USPC ..... D9/434, 500, 503-504, 516, 530, 537,  
D9/539, 549, 558, 715, 719  
CPC ..... B65D 1/00; B65D 1/02; B65D 1/0223;  
B65D 23/00; B65D 81/00; B65D  
2501/00; B65D 2501/0009  
See application file for complete search history.

(56) **References Cited**

**U.S. PATENT DOCUMENTS**

D108,081 S *	1/1938	Kahn	.....	D9/504
D200,363 S *	2/1965	Roberts	.....	D9/548
D210,700 S *	4/1968	Vanderhyde	.....	D9/500
D214,830 S *	8/1969	Pettengill	.....	D9/500
D391,853 S *	3/1998	Green	.....	D9/500
D404,254 S *	1/1999	Asberg	.....	D7/511
D504,822 S *	5/2005	Wadalawala	.....	D9/503
D505,329 S *	5/2005	Wadalawala	.....	D9/503
D508,205 S *	8/2005	Wadalawala	.....	D9/500
D580,764 S *	11/2008	Shale	.....	D9/500
D583,671 S *	12/2008	Bourne	.....	D9/500
D596,957 S *	7/2009	Diss	.....	D9/500

D630,513 S *	1/2011	Zoppas	.....	D9/500
D700,525 S *	3/2014	Reaux	.....	D9/719
D850,263 S *	6/2019	Struggl	.....	D9/503
D858,892 S *	9/2019	Fuller	.....	D28/85

\* cited by examiner

*Primary Examiner* — Dana Meyrow

(74) *Attorney, Agent, or Firm* — Johnson & Martin, P.A.;  
James David Johnson

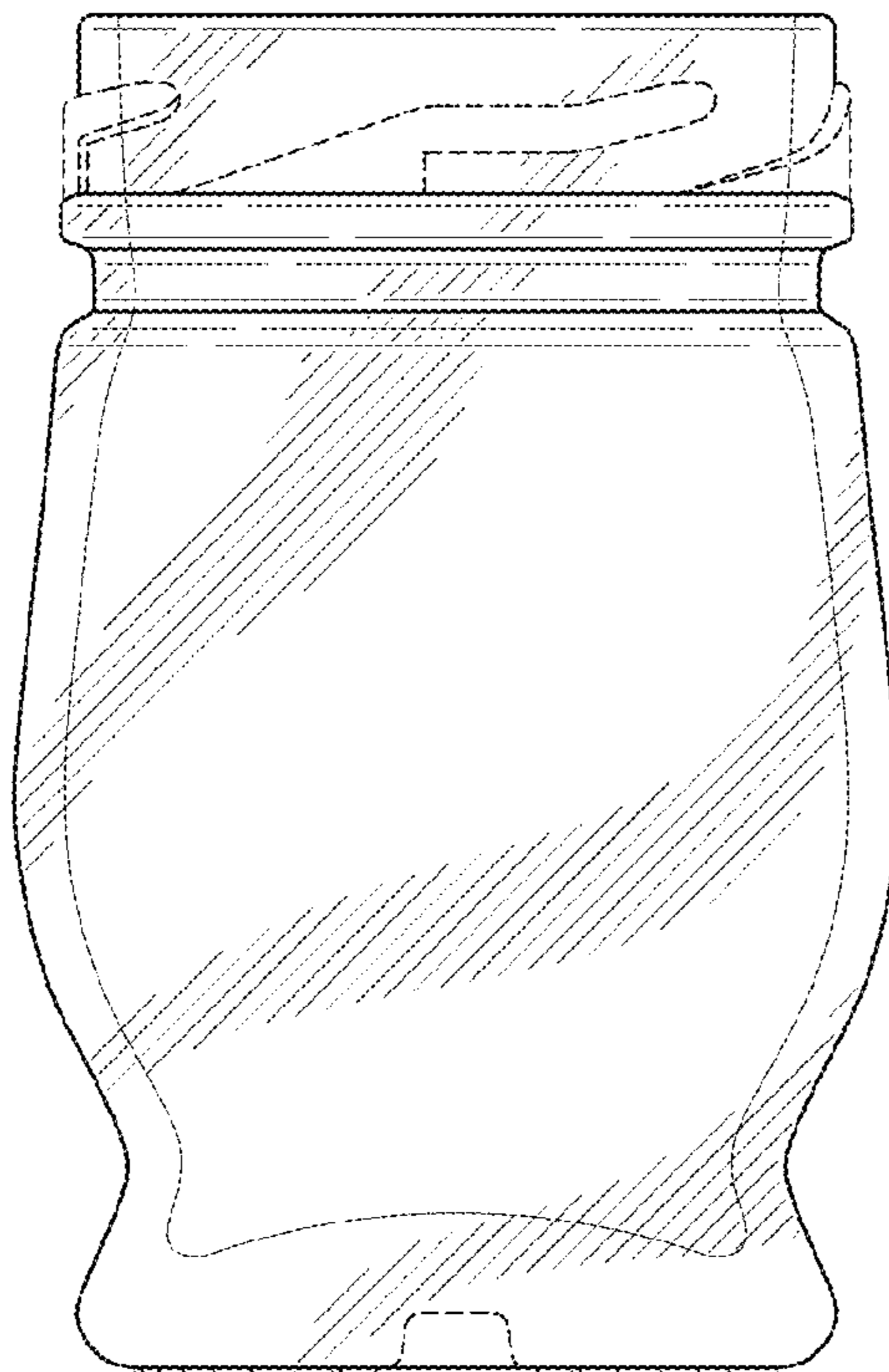
(57) **CLAIM**

The ornamental designs for a container, as shown and described.

**DESCRIPTION**

FIG. 1 is a front side elevation view of a container.  
 FIG. 2 is a left side elevation view of the container of FIG. 1.  
 FIG. 3 is a top plan view of the container of FIG. 1.  
 FIG. 4 is a top, front perspective view of the container of FIG. 1.  
 FIG. 5 is a left side elevation view of the container of FIG. 1 with an unclaimed lid showing the container in a closed position; and,  
 FIG. 6 is a left side elevation view of the container of FIG. 1 with a lid shown in broken lines installed over a top of the container.  
 The broken lines in the drawings showing the rim threading, bottom surface ridges and lid illustrate the portions of the container that form no part of the claimed design.

**1 Claim, 6 Drawing Sheets**



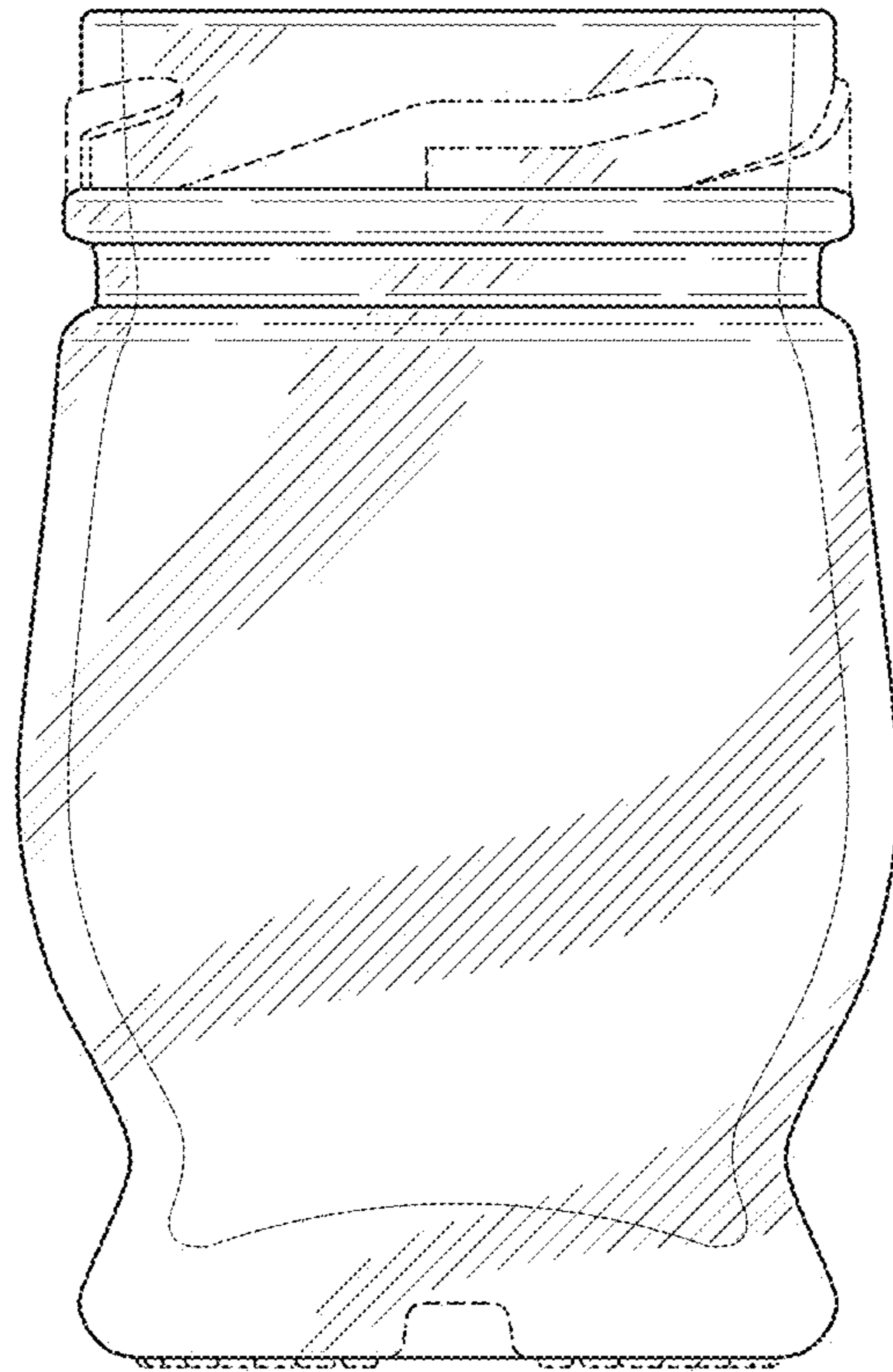


FIG. 1

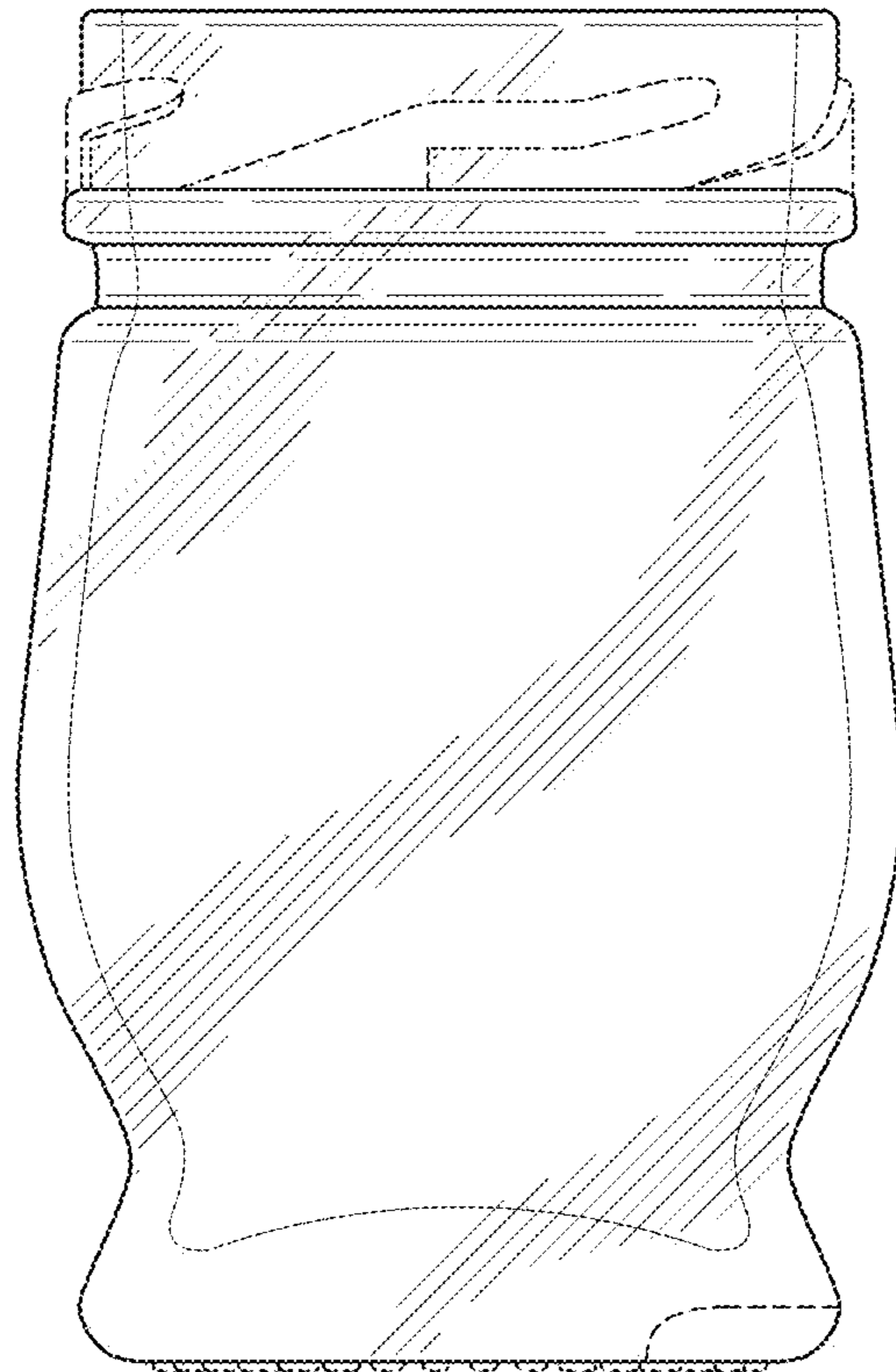


FIG. 2

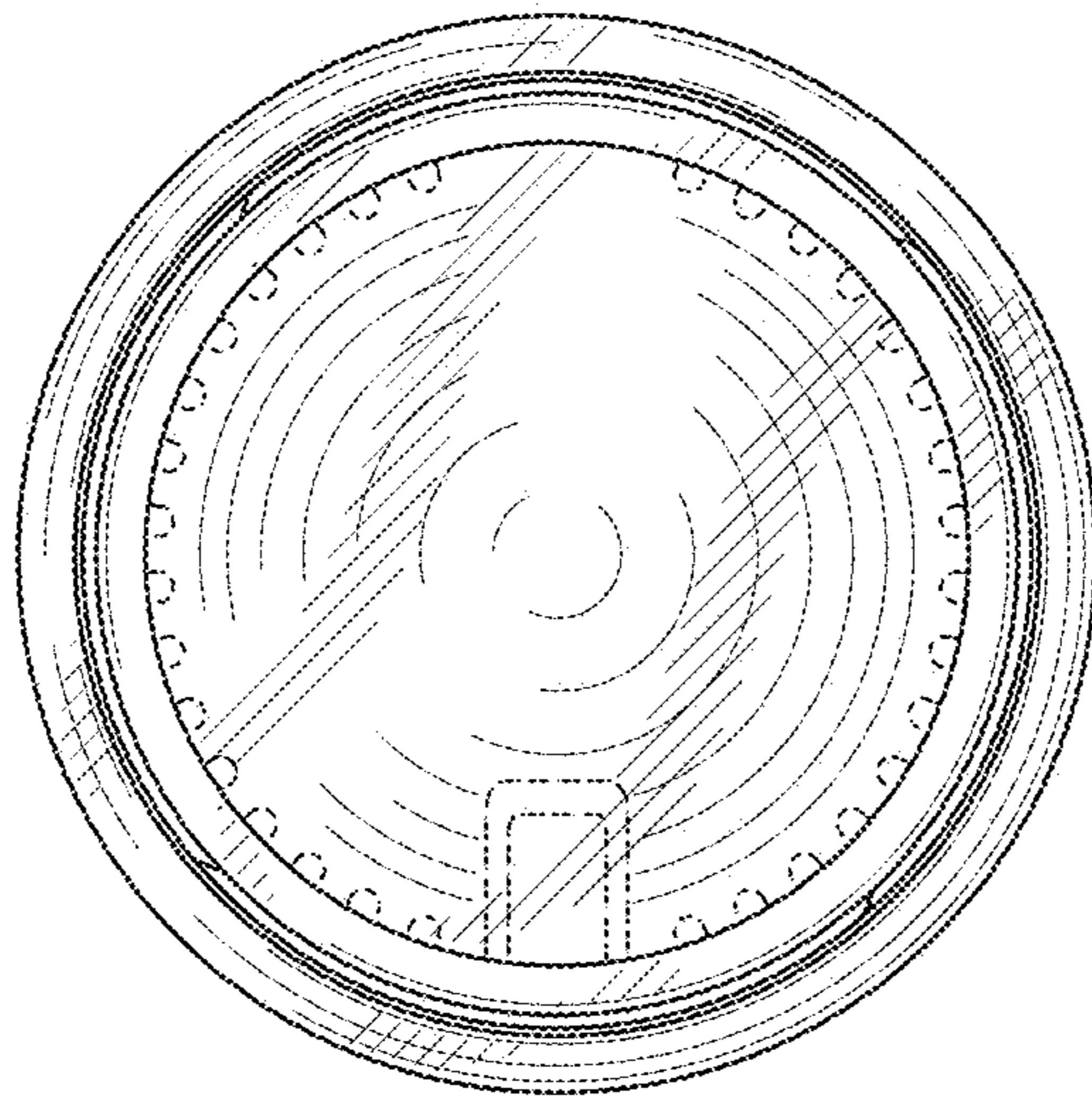


FIG. 3

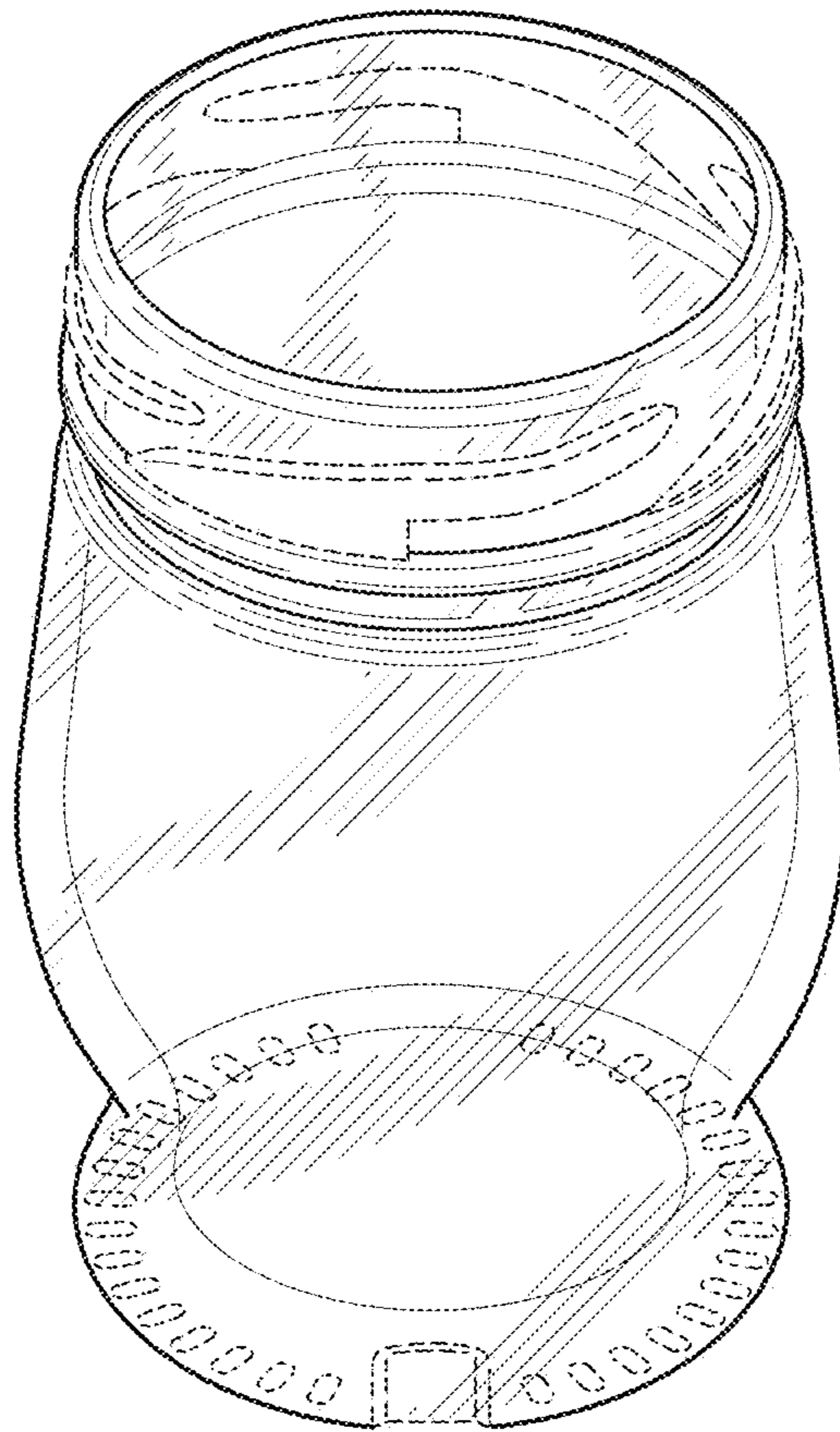


FIG. 4

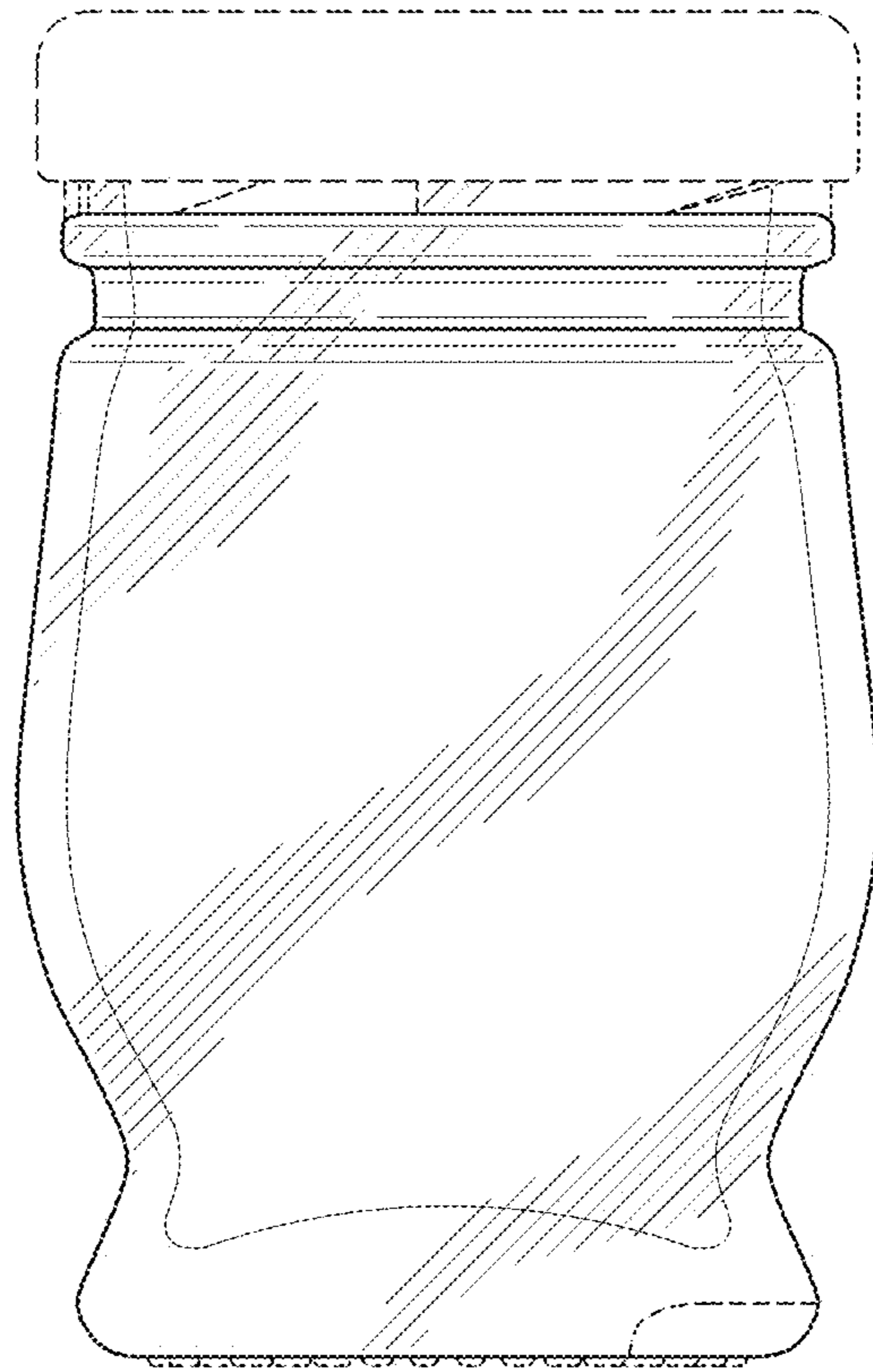


FIG. 5




FIG. 6