

US00D878204S

(12) **United States Design Patent**
Rosebrook

(10) **Patent No.:** **US D878,204 S**
(45) **Date of Patent:** **** Mar. 17, 2020**

(54) **LOOP LABEL FOR A COSMETIC PRODUCT PACKAGE**

(71) Applicant: **e.l.f. Cosmetics, Inc.**, Oakland, CA (US)

(72) Inventor: **Ashley Dahlen Rosebrook**, Bronxville, NY (US)

(73) Assignee: **e.l.f. Cosmetics, Inc.**, Oakland, CA (US)

(**) Term: **15 Years**

(21) Appl. No.: **29/660,772**

(22) Filed: **Aug. 22, 2018**

(51) **LOC (12) Cl.** **09-07**

(52) **U.S. Cl.**
USPC **D9/443; D9/415**

(58) **Field of Classification Search**
USPC D9/414, 415, 416, 434, 443, 444, 445, D9/658, 722; D3/201, 203.1, 273, 294, D3/298, 299, 300, 304, 314; D19/1, 10
CPC .. B42D 15/045; B42D 15/022; B42D 15/027; B42D 15/042; A63H 3/18
See application file for complete search history.

(56) **References Cited**

U.S. PATENT DOCUMENTS

D180,763 S *	8/1957	Bond et al.	D9/415
3,023,925 A *	3/1962	Sher	B65D 39/14
				220/786
3,119,541 A *	1/1964	Lynn	B65D 51/242
				229/5.5
3,302,917 A *	2/1967	Winkler	A47F 5/0006
				248/317
D216,295 S *	12/1969	Alexander	D9/415
4,201,294 A *	5/1980	Roccaforte	B65D 65/22
				206/485
D389,401 S *	1/1998	Holley, Jr.	D9/415

5,896,996 A *	4/1999	Chuang	B65D 5/18
				206/318
D471,814 S *	3/2003	Elliot	D9/501
D544,347 S *	6/2007	Last	D9/436
D577,911 S *	10/2008	Liebers	D3/263
D631,346 S *	1/2011	Schwartz	D9/443
D646,986 S *	10/2011	Roesler	D9/414

(Continued)

OTHER PUBLICATIONS

e.l.f. Liquid Matte Lipstick, https://www.elfcosmetics.com/liquid-matte-lipstick/400034.html?dwvar_400034_color=Mauvelous&cgid=#q=liquid%2Blipstick&lang=en_US&start=2, (Accessed Nov. 29, 2018) Internet.

(Continued)

Primary Examiner — Lauren R Calve

(74) *Attorney, Agent, or Firm* — Amster, Rothstein & Ebenstein LLP

(57) **CLAIM**

The ornamental design for a loop label for a cosmetic product package, as shown and described.

DESCRIPTION

FIG. 1 is a perspective view of a new design for a loop label for a cosmetic product package;
FIG. 2 is a front elevation view thereof;
FIG. 3 is a rear elevation view thereof;
FIG. 4 is a left side elevation view thereof;
FIG. 5 is a right side elevation view thereof;
FIG. 6 is a top plan view thereof;
FIG. 7 is a bottom plan view thereof; and,
FIG. 8 is a perspective view thereof with the loop label for a cosmetic product package shown in a condition of display with a hanging rod, which forms no part of the claim.
Portions of the cosmetic product package and cosmetic product shown in broken lines show environment only and do not form part of the claim.

1 Claim, 5 Drawing Sheets



(56)

References Cited

U.S. PATENT DOCUMENTS

8,777,001 B1 * 7/2014 Bennett B65D 29/02
206/204
D729,620 S * 5/2015 Christensen D9/415
D759,477 S * 6/2016 Rennette D9/415
D790,349 S * 6/2017 Loritz D9/501
D809,911 S * 2/2018 Moskovich D9/415
D826,706 S * 8/2018 Moskovich D9/415
2001/0017140 A1 * 8/2001 Petit A45C 13/008
132/301
2009/0205981 A1 * 8/2009 Daul B65D 73/0007
206/233
2017/0166361 A1 * 6/2017 Shirosawa B65D 77/30

OTHER PUBLICATIONS

Photograph of packaging for hanging cosmetic brushes (photograph taken May 30, 2018 in (NY) Rite Aid Store).

Photograph of typical outer packaging with holes to hang cosmetic products in (NY) Duane Reade Store (photograph taken May 30, 2018).

Photograph of packaging for food products (photograph taken May 30, 2018 in (NY) Rite Aid).

Photograph of hanger for bag (photograph taken May 30, 2018 in (NY) Duane Reade Store).

Photograph of hanger for cotton swabs (photograph taken May 30, 2018 in (NY) Duane Reade Store).

Photograph of handle for water bottles (photograph taken May 30, 2018 in (NY) Rite Aid Store).

e.l.f. Color Correcting Stick, <https://www.elfcosmetics.com/color-correcting-stick/200033.html> (Accessed Nov. 29, 2018).

Loreal Infallible Blend Artist Blender, Concealer 102: Publix.com (Accessed Nov. 29, 2018), <https://www.publix.com/pd/loreal-infallible-blend-artist-blender-concealer-102/RIO-PCI-537320?ch=3.1.3.>, Internet.

* cited by examiner

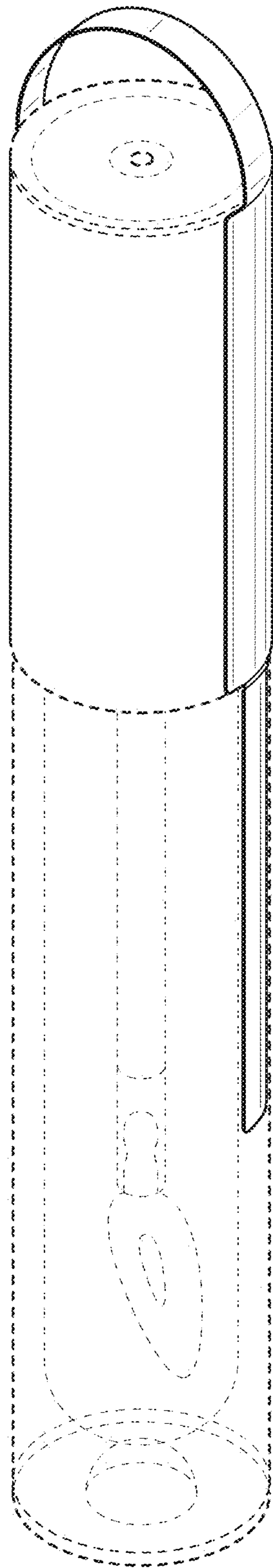


FIG. 1

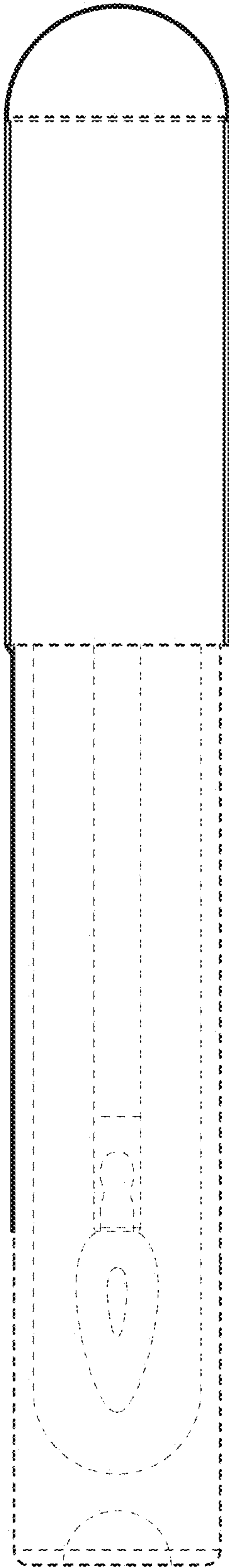


FIG. 2

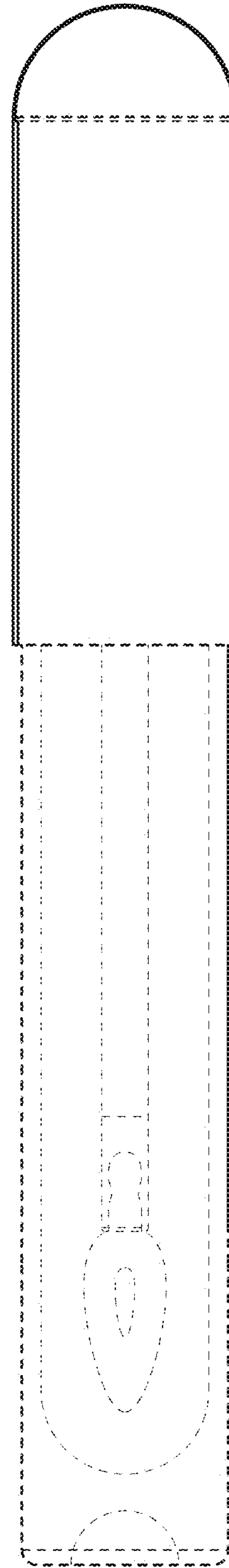


FIG. 3




FIG. 4

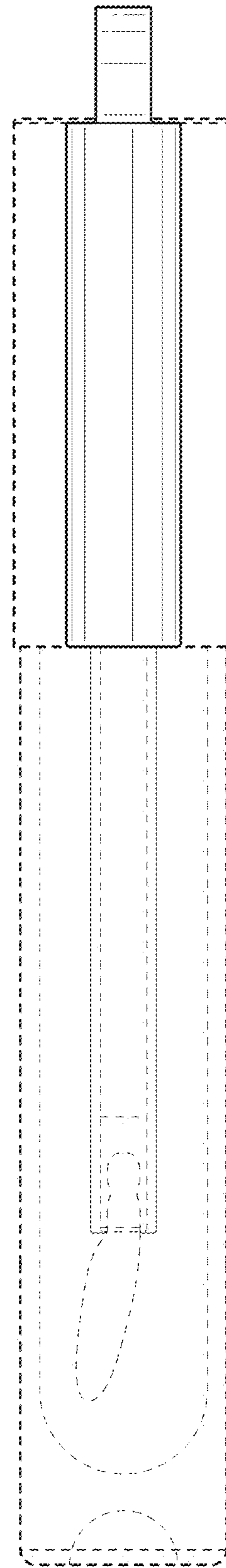


FIG. 5

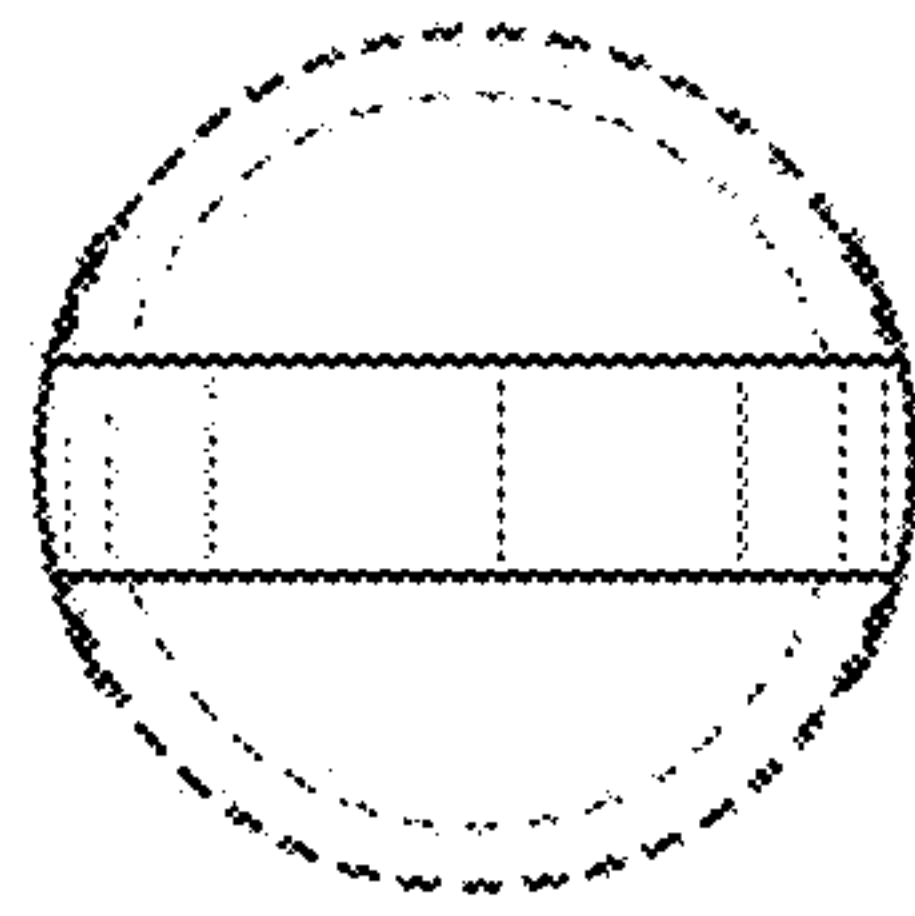


FIG. 6

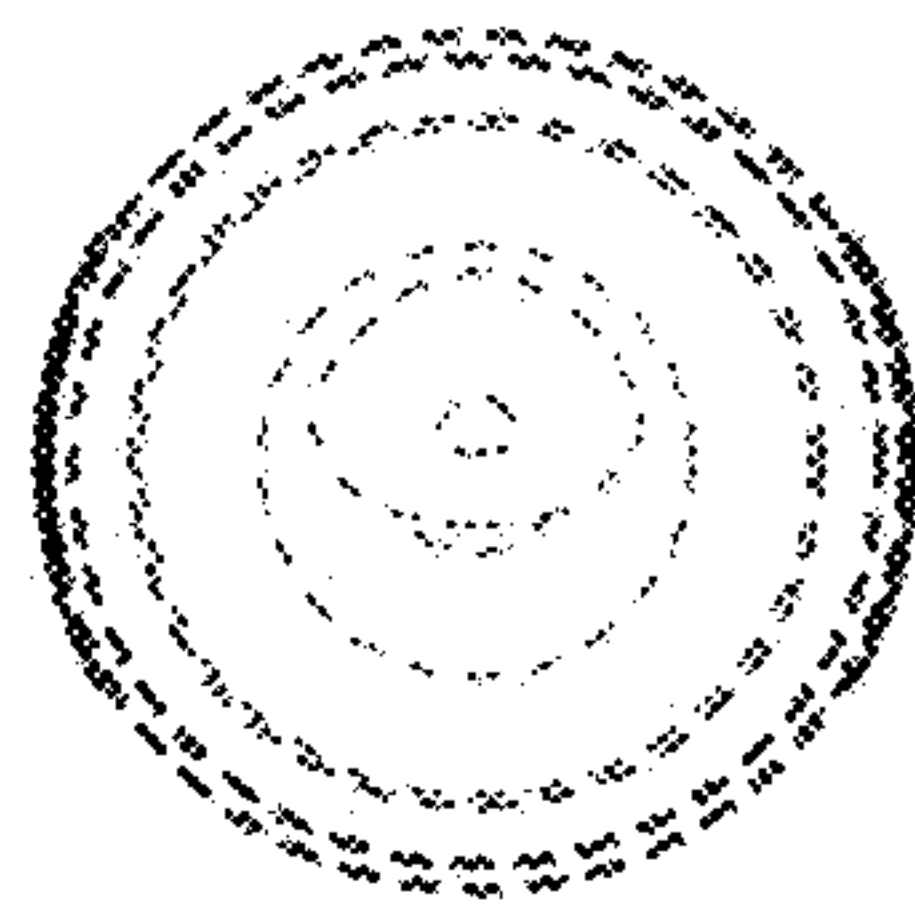


FIG. 7

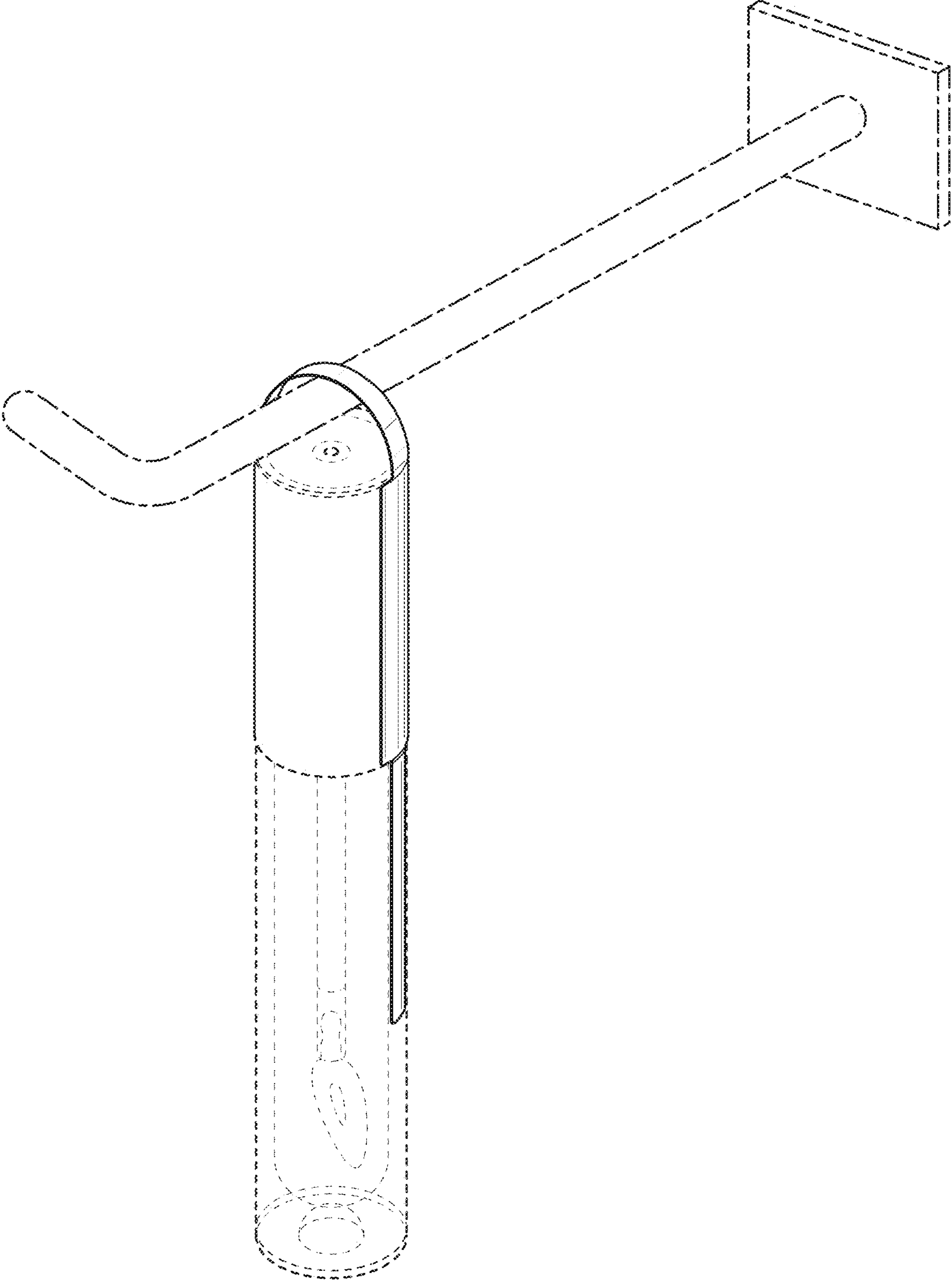


FIG. 8