



US00D878200S

(12) **United States Design Patent**
Steiner

(10) **Patent No.:** **US D878,200 S**
(45) **Date of Patent:** **** Mar. 17, 2020**

- (54) **REUSABLE BOX BLANK**
- (71) Applicant: **DaVinci Box Company, LLC**, Burien, WA (US)
- (72) Inventor: **Michael D. Steiner**, Burien, WA (US)
- (73) Assignee: **DaVinci Box Company, LLC**, Burien, WA (US)
- (**) Term: **15 Years**

6,915,948 B2 7/2005 George
 6,966,483 B2 11/2005 Manninen
 D587,998 S 3/2009 Kaisanlahti et al.
 (Continued)

FOREIGN PATENT DOCUMENTS

EP 2495182 A1 9/2012
 FR 2945516 A1 11/2010
 (Continued)

OTHER PUBLICATIONS

DaVinci(TM) Box Company. [online] Published on Apr. 4, 2019. Retrieved Sep. 30, 2019 from URL: https://www.davincipizzabox.com/products.*

(Continued)

Primary Examiner — Vy N Koenig
 (74) *Attorney, Agent, or Firm* — R. Reams Goodloe, Jr.

(57) **CLAIM**

The ornamental design for a reusable box blank, as shown and described.

DESCRIPTION

FIG. 1 is a top plan view of a reusable box blank showing the claimed design;
 FIG. 2 is a right side view thereof;
 FIG. 3 is a left side view thereof;
 FIG. 4 is a bottom plan view thereof;
 FIG. 5 is a front view thereof, taken from the left side of FIG. 1; looking at the end of the reusable box blank which forms the top of the box;
 FIG. 6 is a rear view thereof, taken as if from the right side of FIG. 1, looking at the end of the reusable box blank which forms the bottom of the box;
 FIG. 7 is an enlarged detail view of the portion designated in FIG. 3, the left side view; and,
 FIG. 8 is an enlarged detail view of the portion designated in FIG. 6, the rear view.

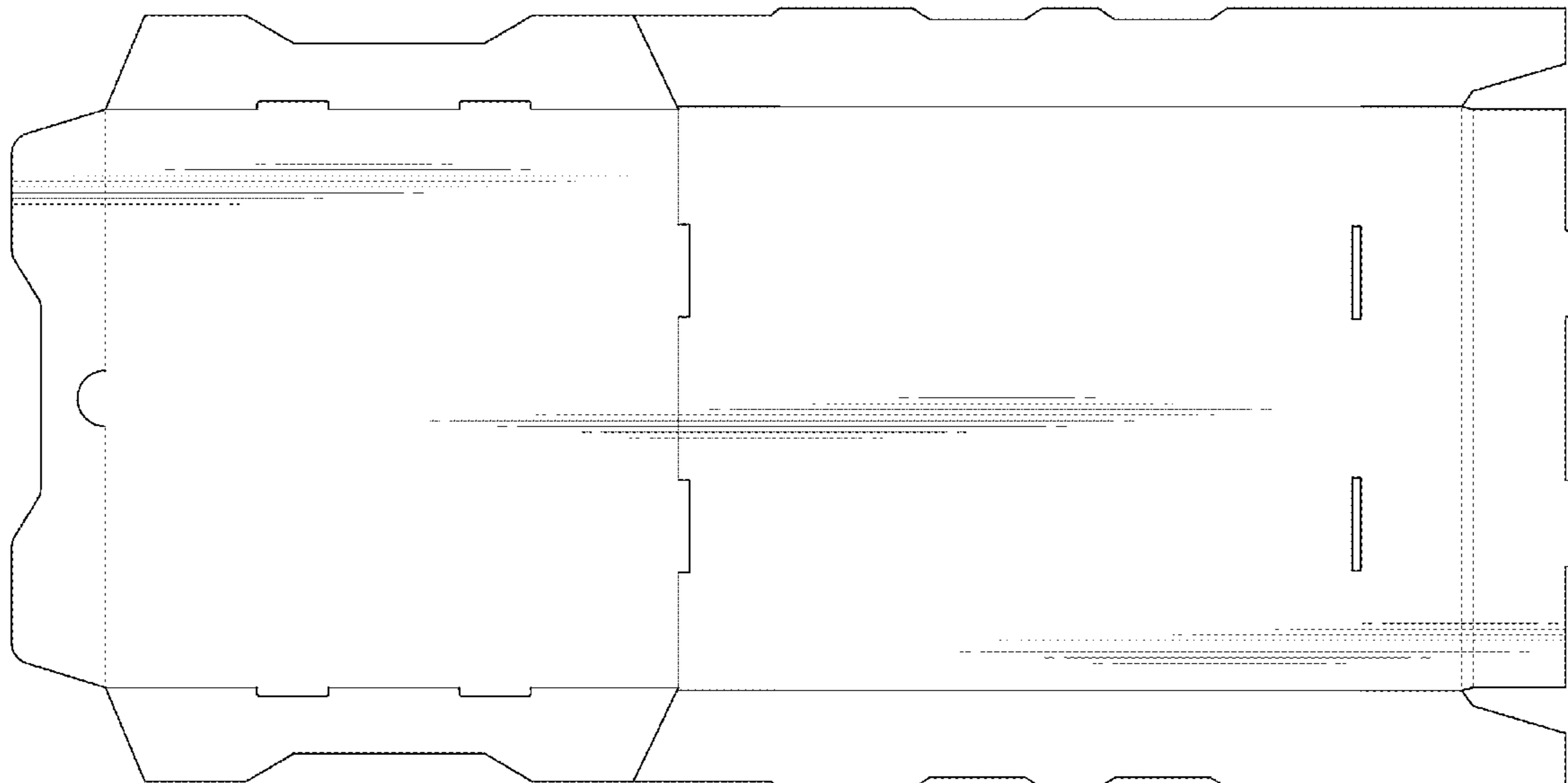
1 Claim, 3 Drawing Sheets

- (21) Appl. No.: **29/667,577**
- (22) Filed: **Oct. 23, 2018**
- (51) **LOC (12) Cl.** **09-03**
- (52) **U.S. Cl.**
USPC **D9/433**
- (58) **Field of Classification Search**
USPC D9/414-423, 424-429, 430-433, 434, D9/456, 457, 711, 713, 721-722, 737; D3/272-274, 290, 304, 305, 315; D20/10, 22, 27, 40, 42
CPC ... B65D 5/00; B65D 5/02; B65D 5/18; B65D 5/20
See application file for complete search history.

(56) **References Cited**

U.S. PATENT DOCUMENTS

D29,593 S	11/1898	Datz	
D90,803 S	6/1933	Cummings	
3,298,592 A *	1/1967	Hurley	B65D 5/20 206/303
D243,508 S	3/1977	Killy	
5,014,853 A	5/1991	Crockett	
5,110,038 A	5/1992	Pantisano et al.	
5,209,392 A	5/1993	Anatro	
5,375,761 A	12/1994	Sullivan et al.	
5,799,864 A *	9/1998	Mertz	B65D 5/22 229/149



(56)

References Cited

U.S. PATENT DOCUMENTS

8,215,539 B2 * 7/2012 Stonehouse B65D 5/667
229/101
D683,213 S * 5/2013 Clegg D9/432
D683,624 S * 6/2013 Terlesky D9/432
8,646,680 B2 2/2014 Low et al.
D747,192 S * 1/2016 Nietert D9/423
9,260,216 B1 2/2016 Costanzo, Jr.
D767,989 S * 10/2016 Nietert D9/423
2004/0217154 A1 11/2004 George
2008/0073416 A1 3/2008 Walsh
2012/0305634 A1 12/2012 Vonalst
2013/0068830 A1 3/2013 Colon
2013/0344211 A1 12/2013 Hemsley

FOREIGN PATENT DOCUMENTS

GB 2413551 11/2005
GB 2484127 4/2012
WO WO2012048898 A1 4/2012

OTHER PUBLICATIONS

FR2945516A1 (Nov. 19, 2010)—Machine Translation—
Bibliographic Data page of European Patent Office Espacenet
Search Engine; with European Patent Office Patent Translate (Descrip-
tion and Claims) (23 pages).

* cited by examiner

FIG. 1

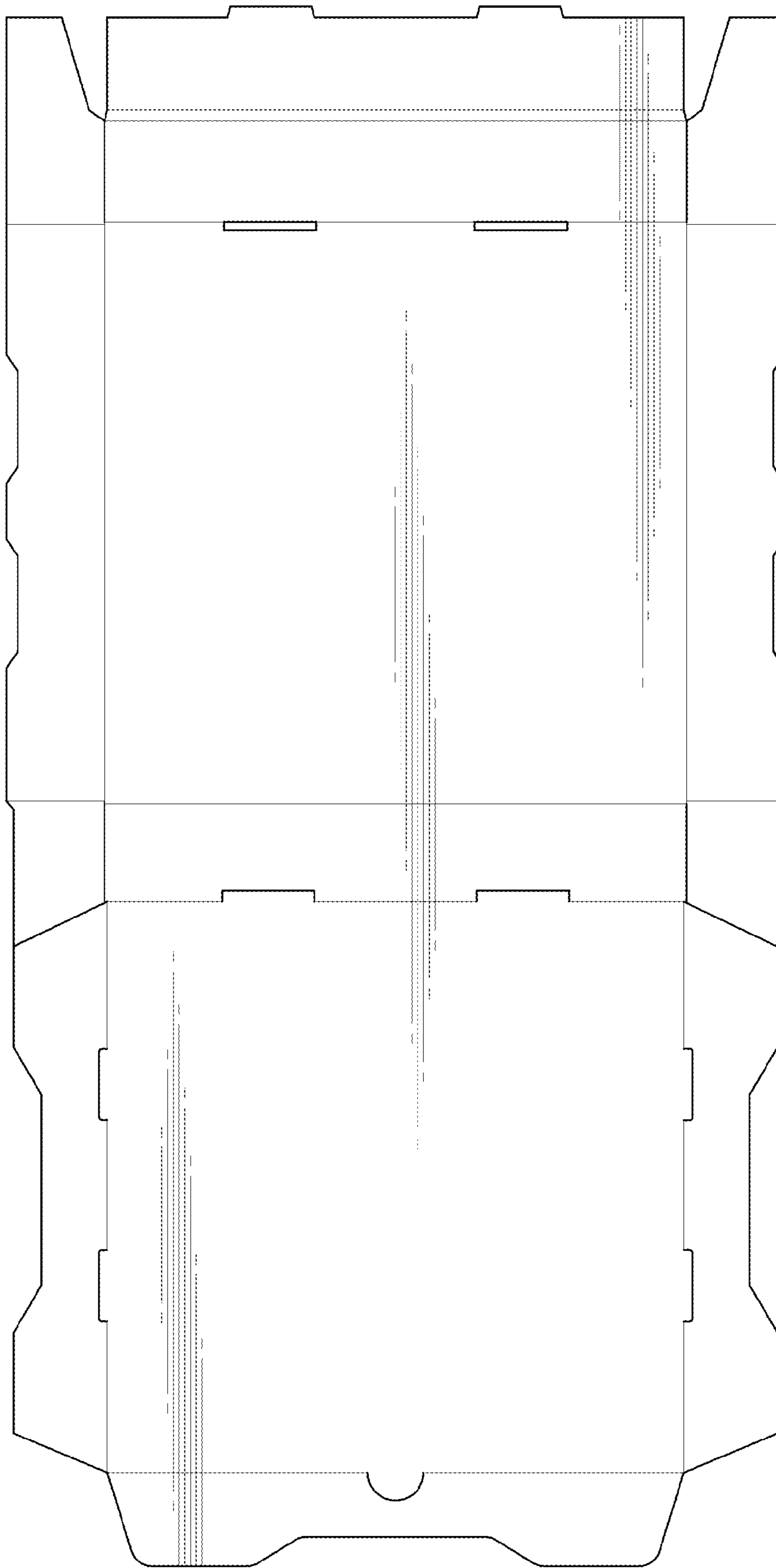


FIG. 2

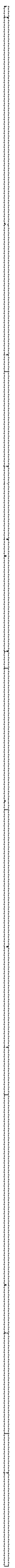


FIG. 3

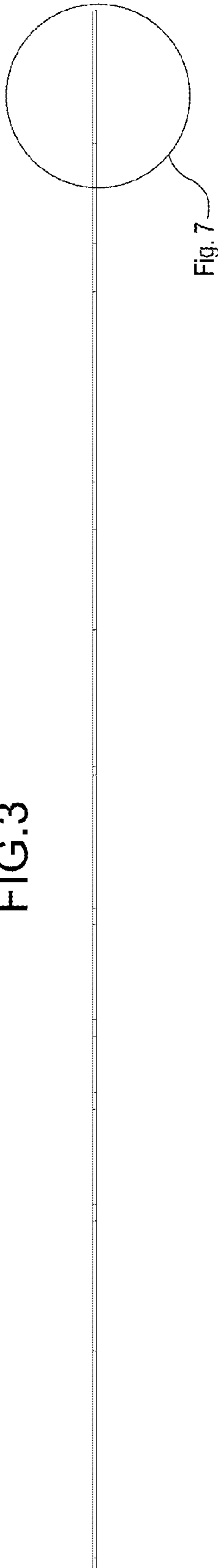


Fig. 7

FIG. 4

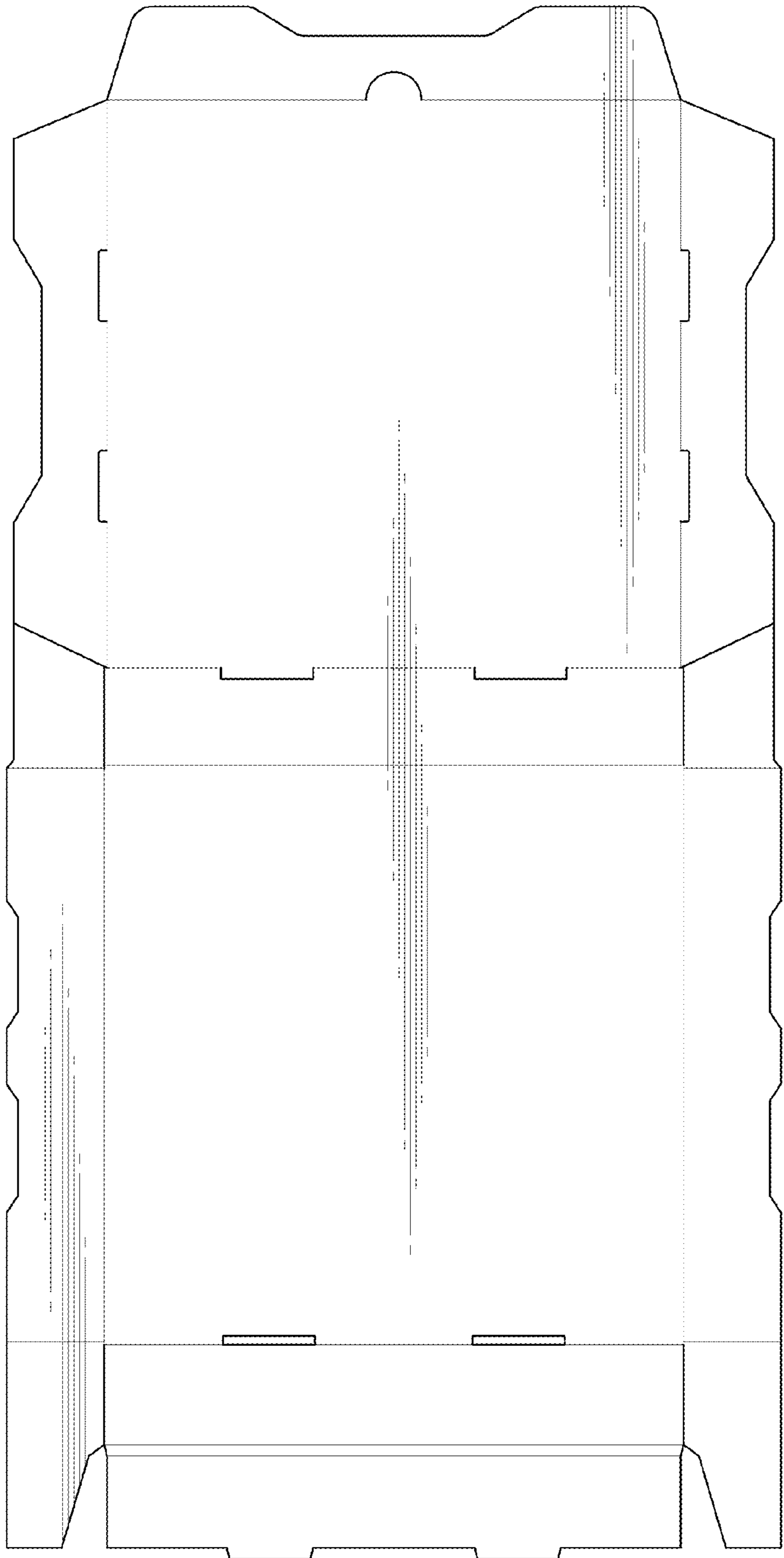


FIG. 7

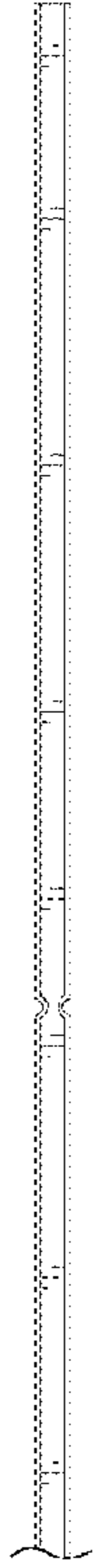


FIG. 8

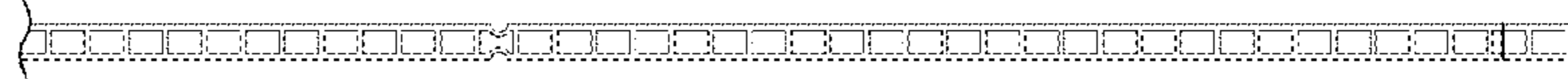


FIG. 6

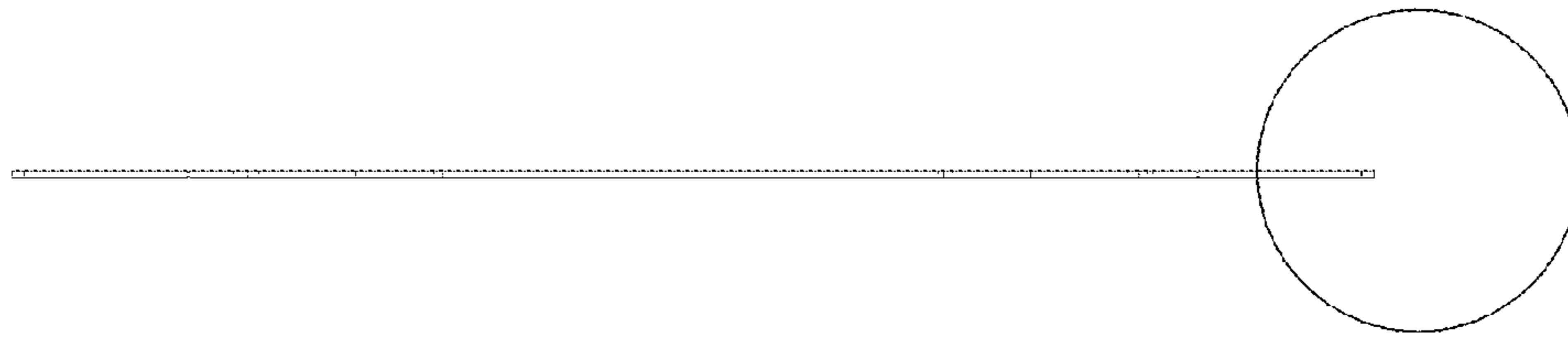


Fig. 8

FIG. 5

