



US00D878194S

(12) **United States Design Patent** (10) **Patent No.:** **US D878,194 S**
Lee (45) **Date of Patent:** **** Mar. 17, 2020**

(54) **LUG NUT**
(71) Applicant: **Edward Lee**, Orange, CA (US)
(72) Inventor: **Edward Lee**, Orange, CA (US)
(**) Term: **15 Years**
(21) Appl. No.: **29/684,547**
(22) Filed: **Mar. 21, 2019**
(51) **LOC (12) Cl.** **08-08**
(52) **U.S. Cl.**
USPC **D8/397**
(58) **Field of Classification Search**
USPC 411/295, 393; D8/397, 394, 382, 349
CPC F16B 41/002; F16B 23/0061; F16B 31/02
See application file for complete search history.

D590,243 S 4/2009 Bush
D627,039 S * 11/2010 Yu D23/260
D634,343 S * 3/2011 Burke, III D15/139
D637,901 S * 5/2011 Hinton D8/397
D648,006 S * 11/2011 Morishita D23/259
D649,031 S * 11/2011 Rand D8/397
D656,392 S * 3/2012 McKenna D8/382
D669,968 S * 10/2012 Morishita D23/259
D684,455 S * 6/2013 Relyea D8/397
D713,715 S * 9/2014 Kury D8/397
D721,423 S * 1/2015 Jacques D23/260
D731,300 S 6/2015 Vargas
D738,714 S * 9/2015 Kuhmichel D8/397
D748,227 S * 1/2016 von Lepel D23/260
D749,197 S * 2/2016 von Lepel D23/260
D749,198 S * 2/2016 von Lepel D23/260
D749,199 S * 2/2016 von Lepel D23/260
9,297,407 B2 * 3/2016 Pudvah F16B 41/002

(Continued)

Primary Examiner — Cynthia R Underwood
(74) *Attorney, Agent, or Firm* — Kirk A. Buhler; Buhler & Associates Patenting

(56) **References Cited**

U.S. PATENT DOCUMENTS

D134,789 S * 1/1943 Gade 411/276
2,440,944 A * 5/1948 Green F16B 39/286
411/282
D157,484 S * 2/1950 Gade 411/437
3,543,826 A * 12/1970 Forgaard F16B 39/284
411/284
D223,231 S * 4/1972 Miller D8/385
3,693,495 A * 9/1972 Wagner F16B 23/003
411/377
D268,565 S 4/1983 Mortus
D273,561 S * 4/1984 Ozaki D8/397
5,324,149 A * 6/1994 Bainbridge F16B 37/14
411/377
5,810,532 A * 9/1998 Huang F16B 37/14
411/377
D420,897 S 2/2000 Fuller et al.
D484,785 S * 1/2004 Plumer D8/397
D488,715 S * 4/2004 Plumer D8/397
D513,380 S * 1/2006 Bruni D8/397
D551,269 S * 9/2007 Burke, III D15/139
D583,656 S 12/2008 Bush

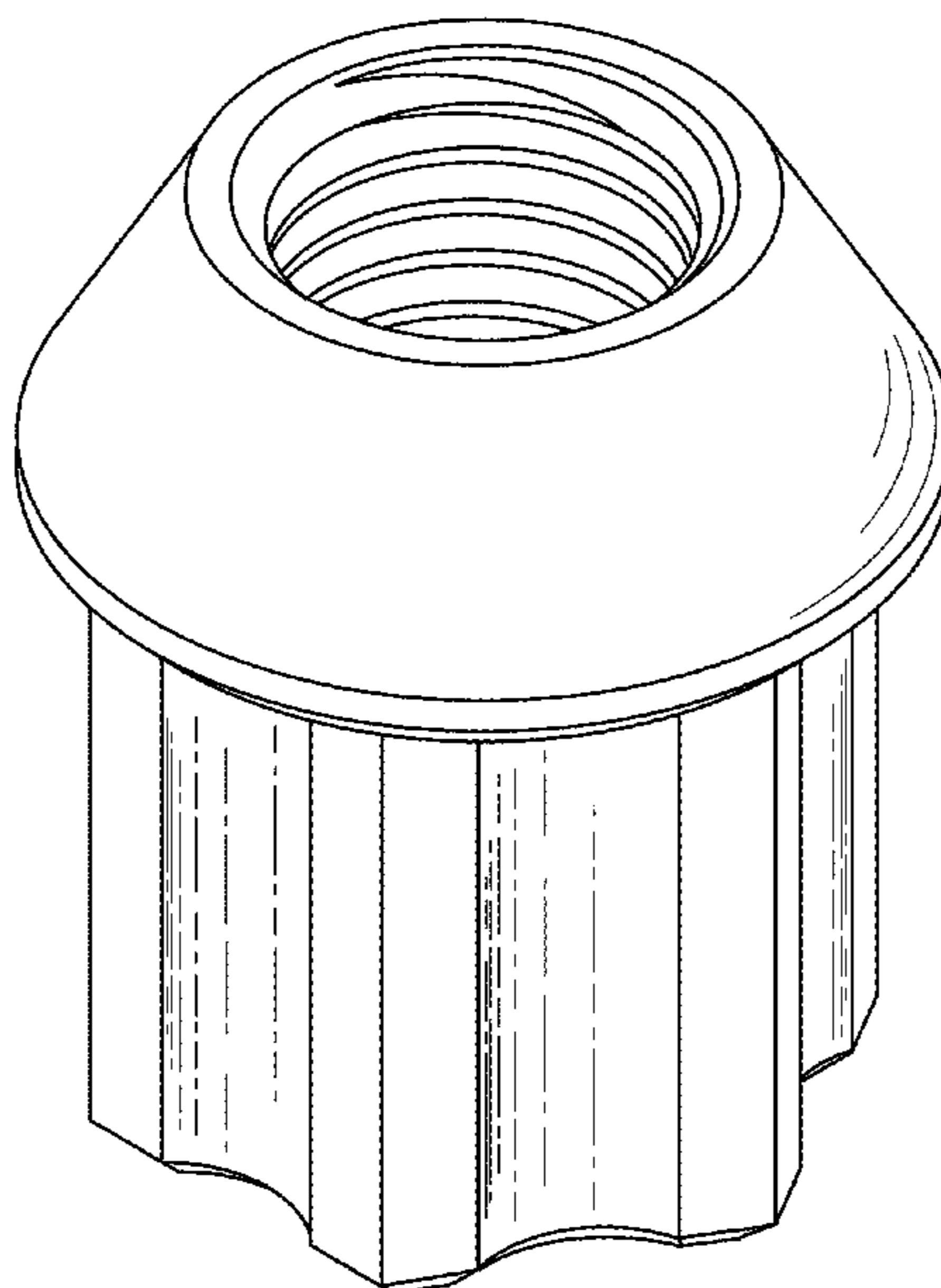
(57) **CLAIM**

The ornamental design for a lug nut, as shown and described.

DESCRIPTION

FIG. 1 is a top perspective view of a lug nut, showing my new design in its environment;
FIG. 2 is a left side elevation view, the right side elevation view being a mirror image thereof;
FIG. 3 is a front elevation view, the rear elevation view being a mirror image thereof;
FIG. 4 is a bottom view thereof;
FIG. 5 is a top plan view thereof;
FIG. 6 is a front sectional view taken along lines 6-6 from FIG. 5 thereof; and,
FIG. 7 is a lower perspective view.

1 Claim, 4 Drawing Sheets



(56)

References Cited

U.S. PATENT DOCUMENTS

9,322,426 B2 * 4/2016 Thomas F16B 31/02
D766,069 S * 9/2016 Miller D8/349
D766,075 S * 9/2016 Milbank D8/394
D769,690 S * 10/2016 Campbell, II F16B 23/003
D8/86
9,593,707 B2 * 3/2017 Weis F16B 37/14
9,624,962 B2 * 4/2017 Unseld F16B 37/00
D787,927 S * 5/2017 Baiz D8/397
D792,202 S 7/2017 Baiz et al.
D792,204 S 7/2017 Baiz et al.
D793,853 S * 8/2017 Baiz D8/397
D796,309 S * 9/2017 Cruz D8/397
D802,407 S * 11/2017 Foerster, Jr. D8/387
D805,382 S * 12/2017 Baiz D8/397
D806,528 S * 1/2018 Bada B25B 13/065
D8/397
D809,910 S 2/2018 Vargas
10,030,930 B2 * 7/2018 Hill F41A 21/485
D834,929 S * 12/2018 Wang D8/382
D859,134 S * 9/2019 Iacono D8/382
D859,973 S * 9/2019 Foerster, Jr. D8/397
10,428,855 B2 * 10/2019 Rosen F16B 7/149
D871,201 S * 12/2019 Shinjo D8/397
2003/0068212 A1 * 4/2003 Wilson F16B 37/14
411/429
2009/0202318 A1 * 8/2009 Wang F16B 5/0208
411/295
2011/0123293 A1 * 5/2011 Matlock F16B 37/14
411/429
2012/0237316 A1 * 9/2012 Chiu F16B 5/0208
411/353
2015/0184687 A1 * 7/2015 Weis F16B 37/14
411/373

* cited by examiner

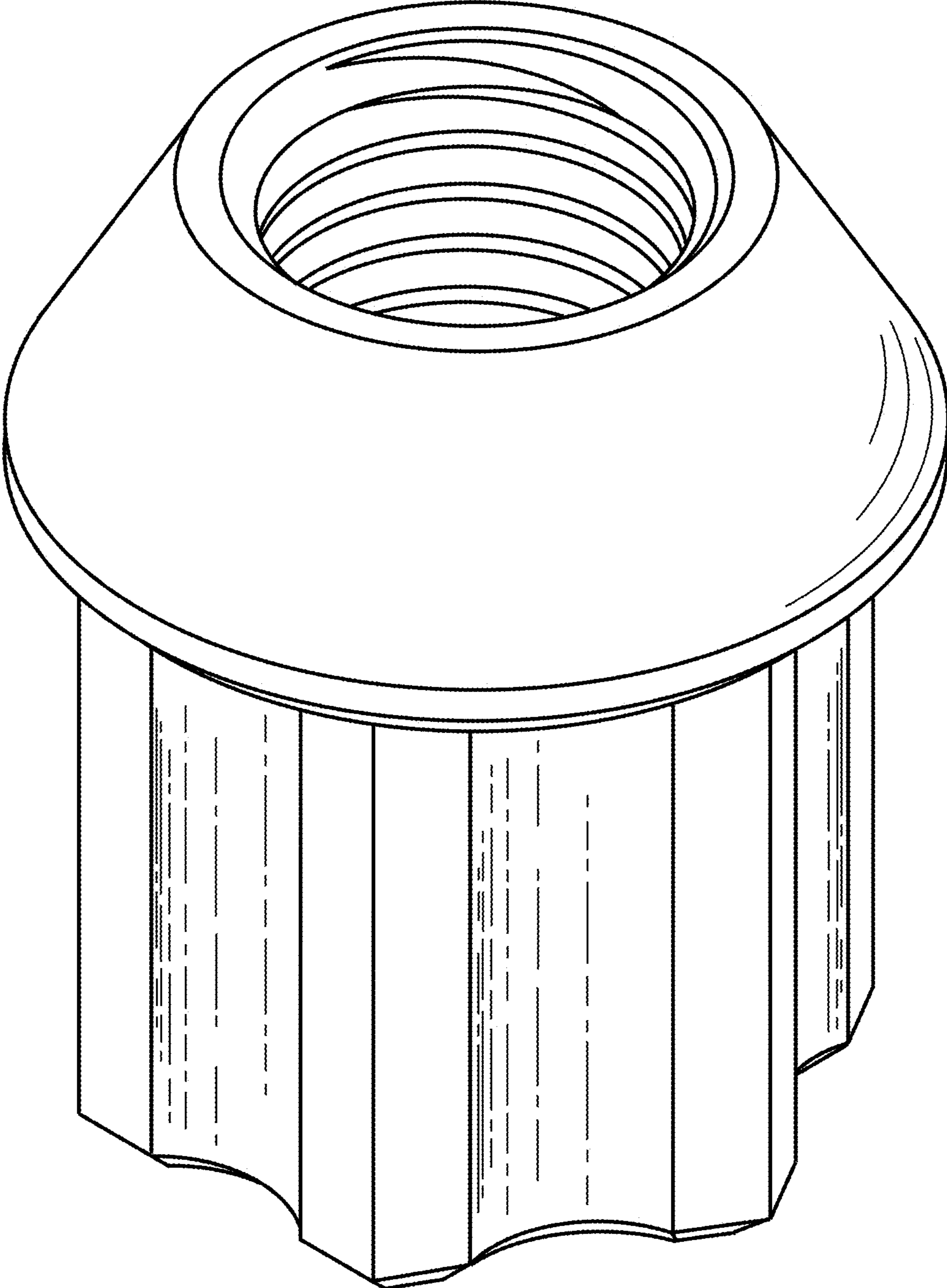


FIG. 1

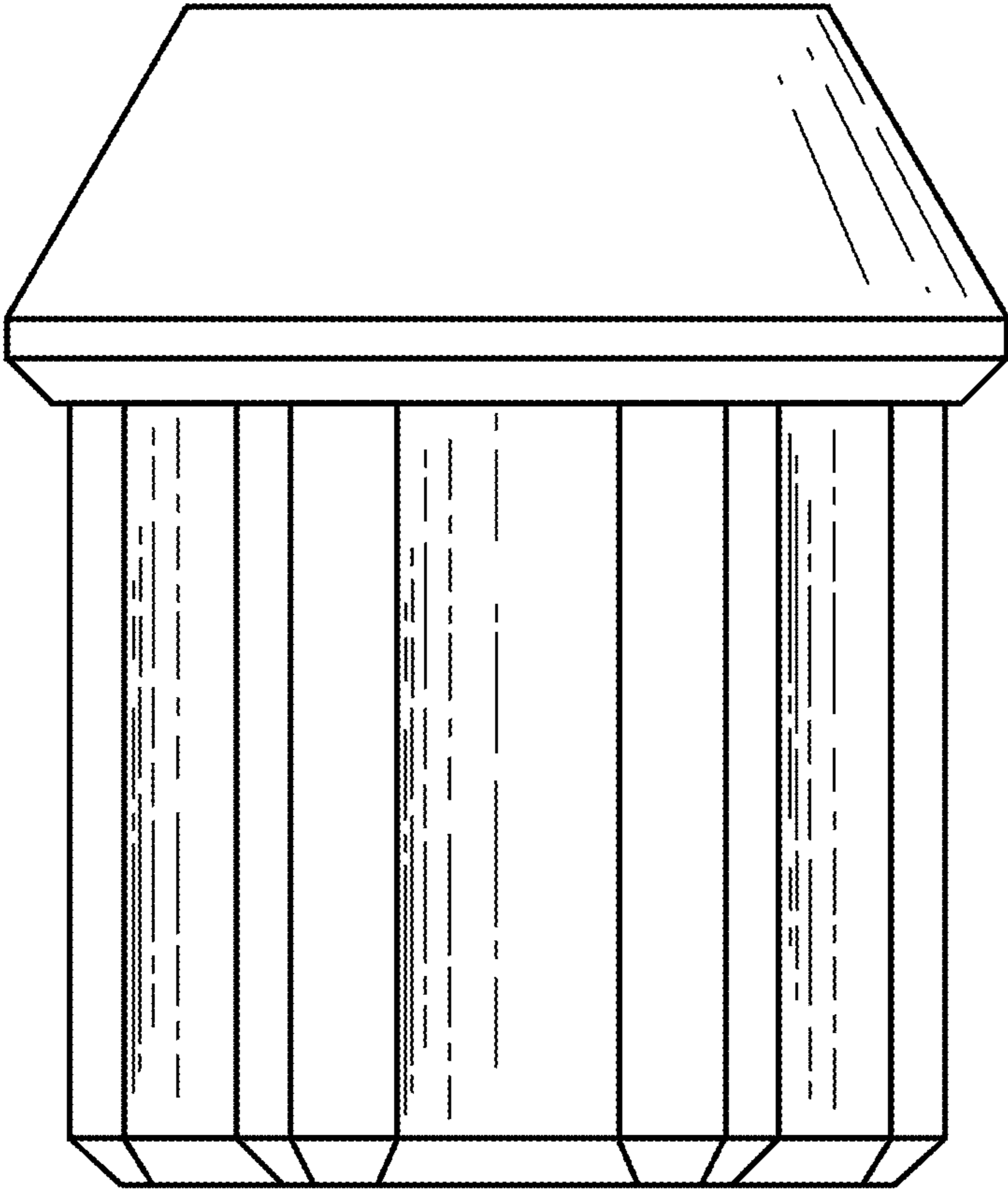


FIG. 2

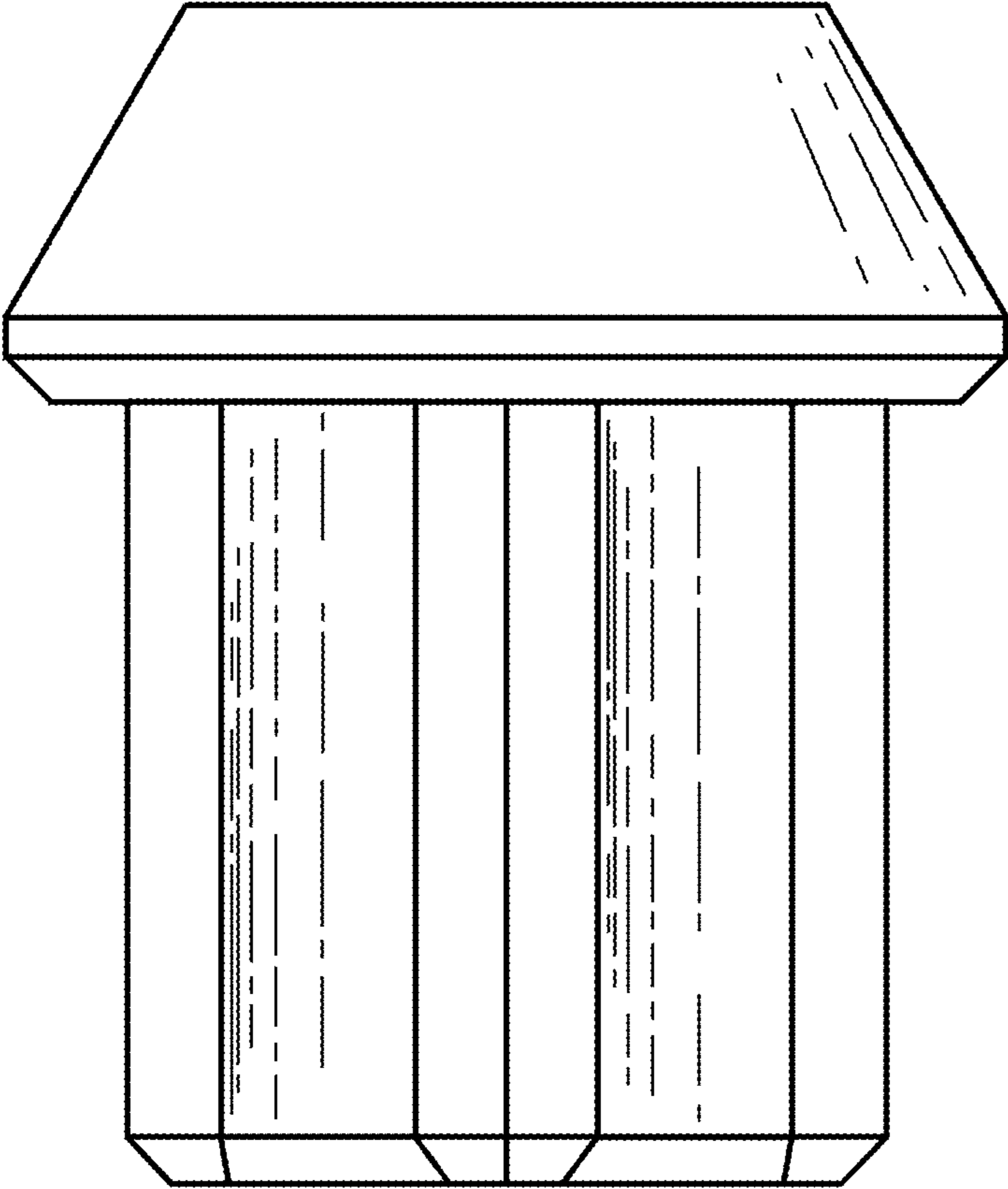


FIG. 3




FIG. 4

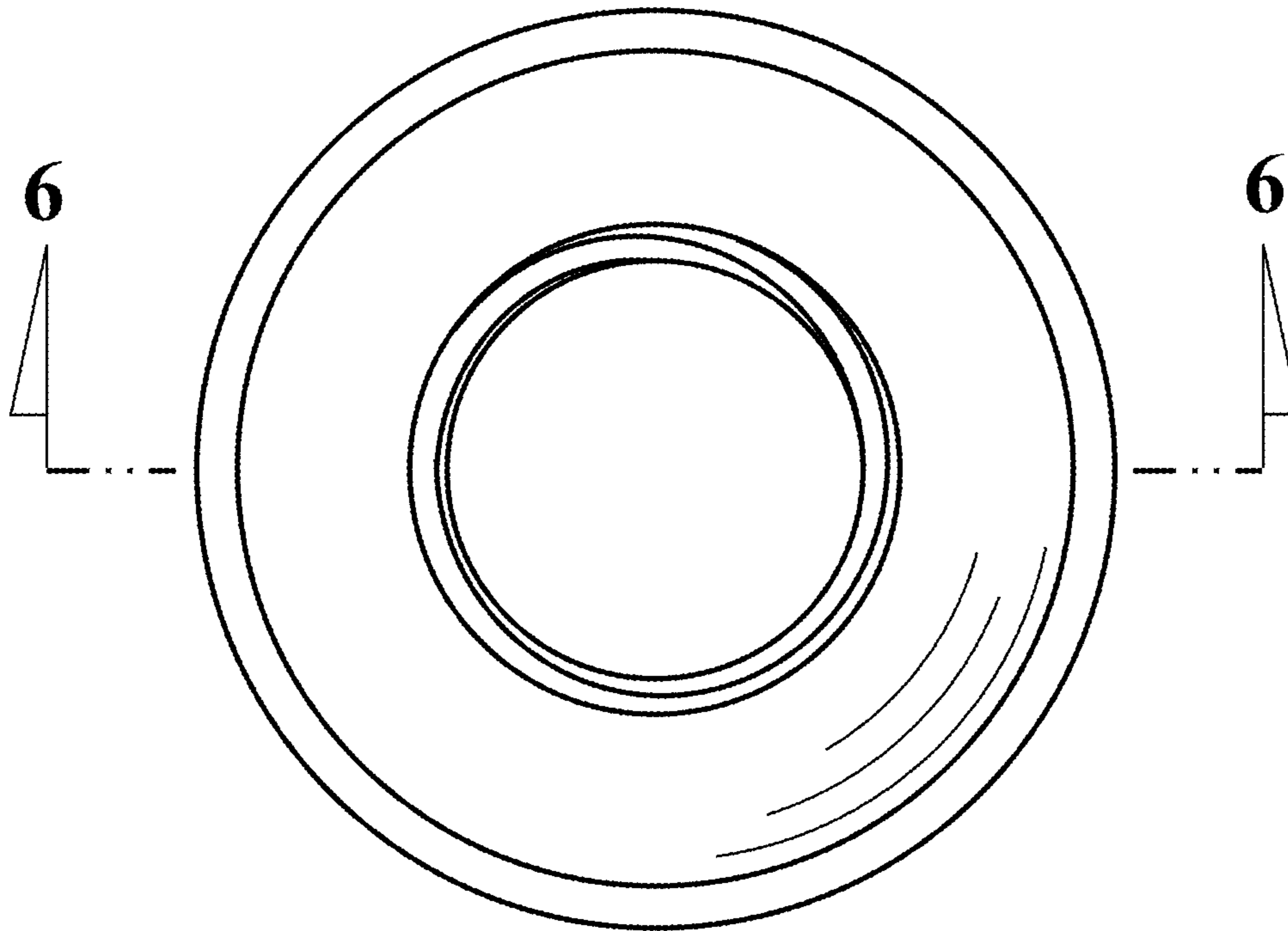


FIG. 5

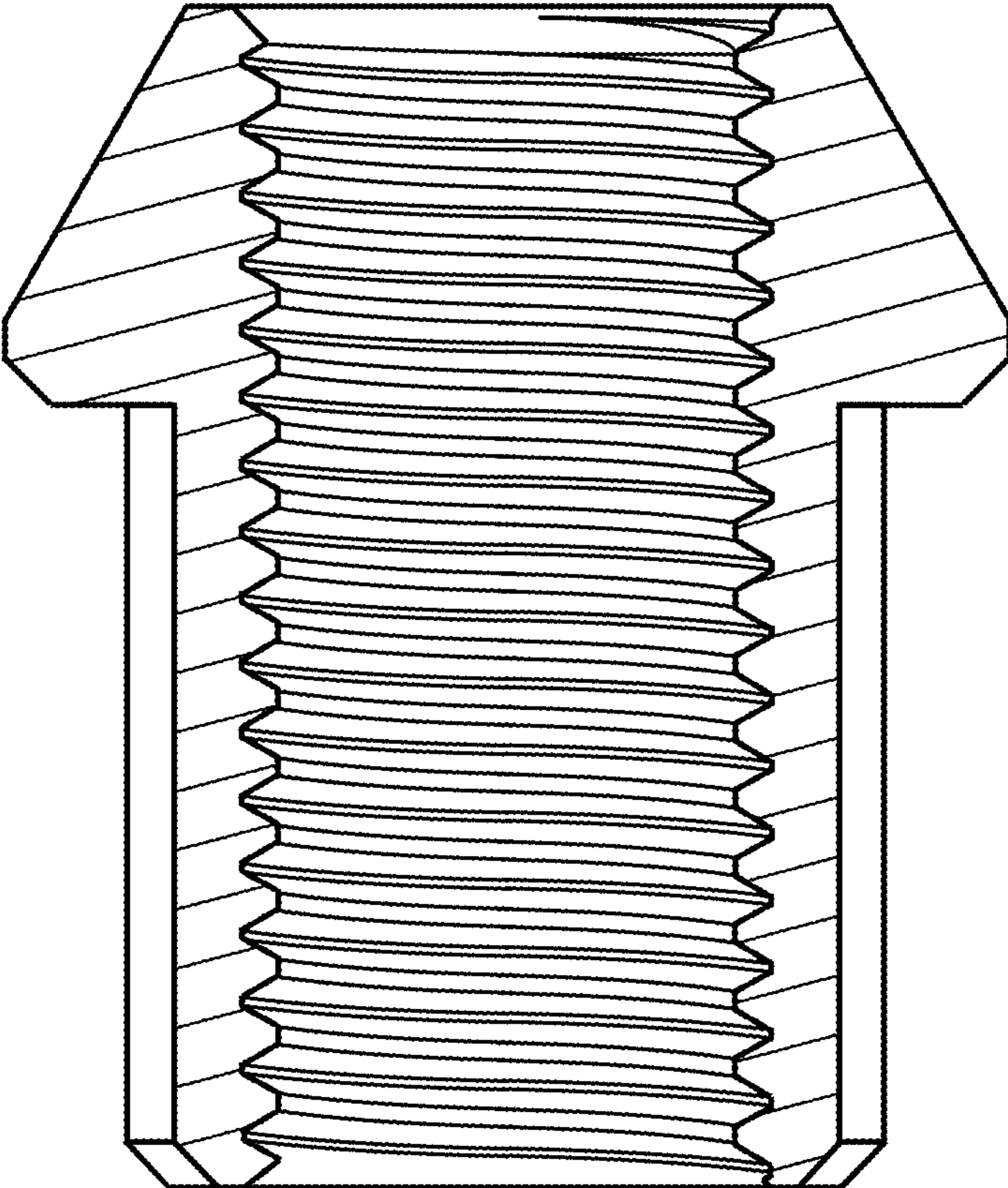


FIG. 6

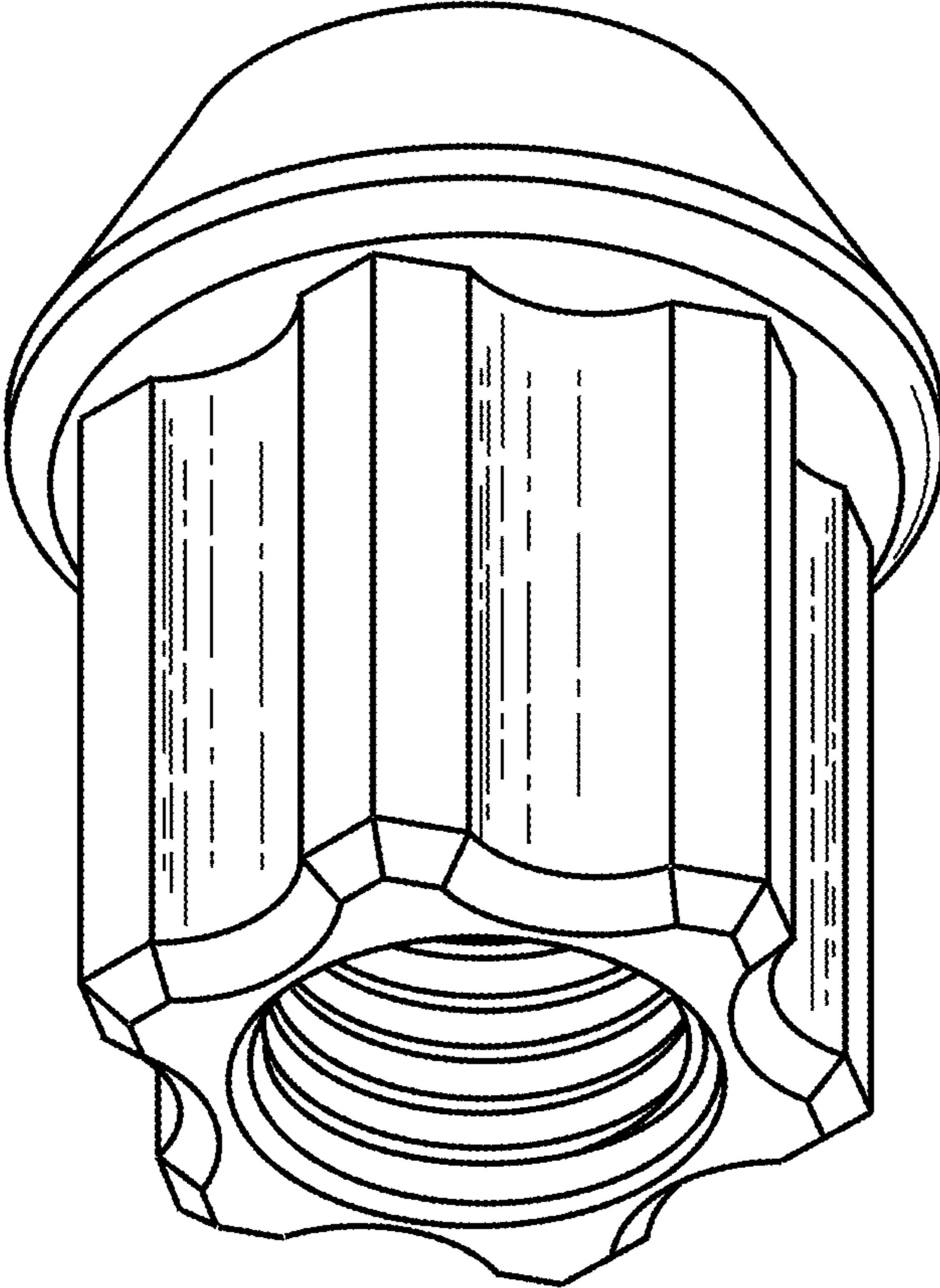


FIG. 7