

US00D878171S

(12) **United States Design Patent** (10) **Patent No.:** **US D878,171 S**
Abbondanzio et al. (45) **Date of Patent:** **** Mar. 17, 2020**

- (54) **CUTTING BOARD**
- (71) Applicant: **CleverOne Brands, LLC**, Pleasant Prairie, WI (US)
- (72) Inventors: **Matthew Luciano Abbondanzio**, San Diego, CA (US); **Corey Canfield**, Pleasant Prairie, WI (US); **Diana Bagley**, Milwaukee, WI (US)
- (73) Assignee: **CleverOne Brands, LLC**, Pleasant Prairie, WI (US)
- (**) Term: **15 Years**
- (21) Appl. No.: **29/668,079**
- (22) Filed: **Oct. 26, 2018**
- (51) **LOC (12) Cl.** **07-04**
- (52) **U.S. Cl.**
USPC **D7/698**
- (58) **Field of Classification Search**
USPC D6/703.1; D7/543, 549, 550.1, 586, D7/698-699; D19/9, 10, 113; D32/55-57
CPC A47J 47/00; A47J 47/005; A47J 47/20; B26D 7/0006; B26D 7/018; B26D 7/20; B23D 21/00; B23K 37/04; B23K 37/053; B23Q 16/001
See application file for complete search history.

- D773,259 S * 12/2016 Shamon D7/698
- D804,259 S * 12/2017 Donald D7/698
- D845,091 S * 4/2019 Joseph D7/698
- D845,387 S * 4/2019 Mills D19/9
- D857,093 S * 8/2019 Mills D19/9

* cited by examiner

Primary Examiner — Ricky Pham
(74) *Attorney, Agent, or Firm* — Hanley, Flight and Zimmerman, LLC

(57) **CLAIM**

The ornamental design for a cutting board, substantially as shown and described.

DESCRIPTION

A portion of the disclosure of this patent document contains material for which a claim for copyright is made. The copyright owner has no objection to the facsimile reproduction by anyone of the patent document or the patent disclosure, as it appears in the US Patent and Trademark Office patent file or records, but reserves all other copyrights whatsoever.

FIG. 1 is a first top view of an ornamental design for a cutting board;

FIG. 2 is a second top view thereof;

FIG. 3 is a first top isometric view thereof;

FIG. 4 is a second top isometric view thereof;

FIG. 5 is a back view thereof;

FIG. 6 is a back isometric view thereof;

FIG. 7 is a first short side view thereof;

FIG. 8 is a second short side view thereof;

FIG. 9 is a first long side view thereof;

FIG. 10 is a second long side view thereof; and,

FIG. 11 is a zoomed view of a corner of any of FIGS. 7-10 thereof.


In the drawings, the broken lines depict portions of the cutting board that form no part of the claimed design.

1 Claim, 11 Drawing Sheets

(56) **References Cited**

U.S. PATENT DOCUMENTS

- D249,920 S * 10/1978 Frieser D7/543
- D382,735 S * 8/1997 Zapf D6/703.1
- D490,103 S * 5/2004 Rangel D19/10
- D627,822 S * 11/2010 Ho D19/113
- D696,086 S * 12/2013 Wang D7/698
- D755,588 S 5/2016 Poure et al.






FIG. 1




FIG. 2

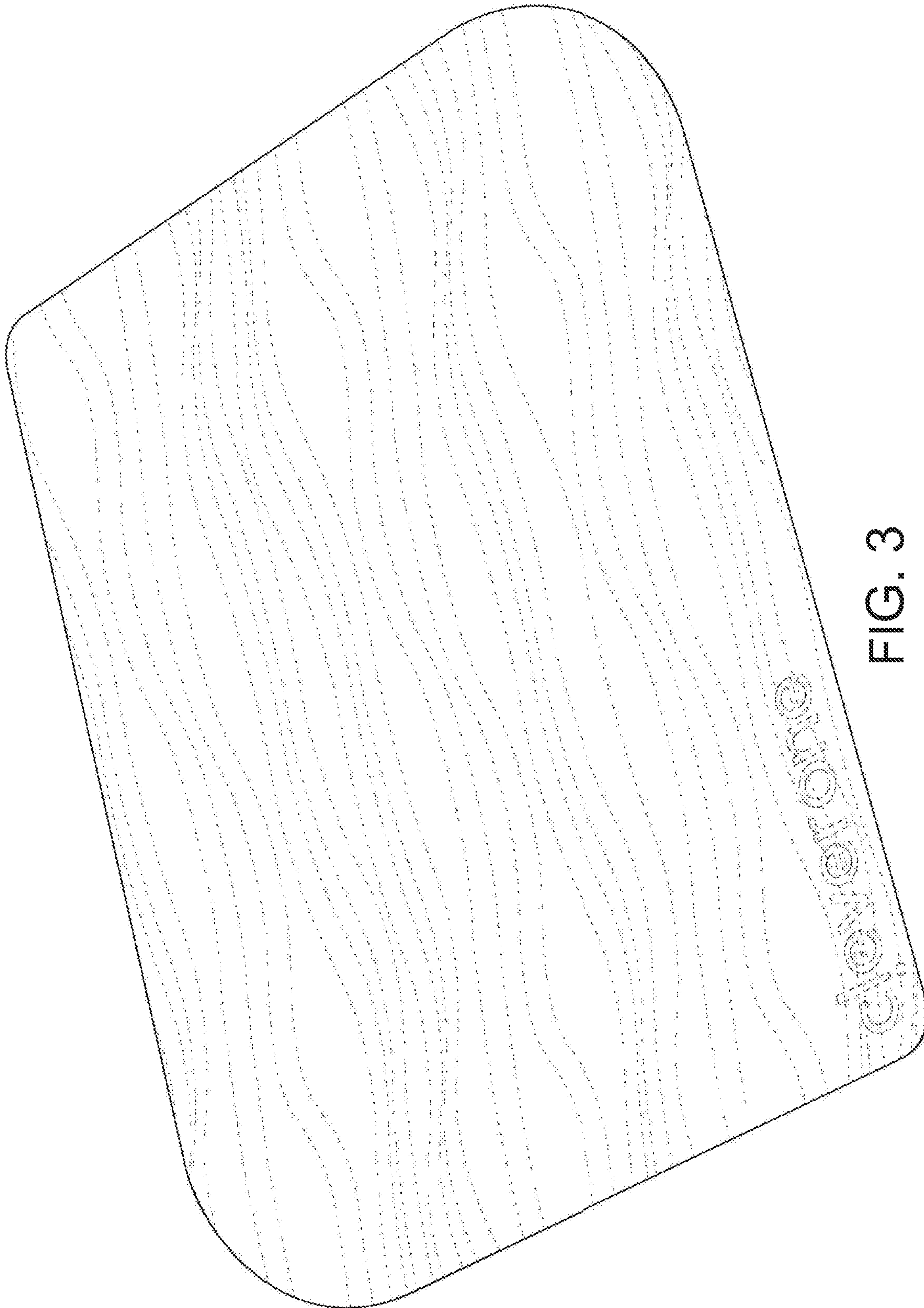


FIG. 3

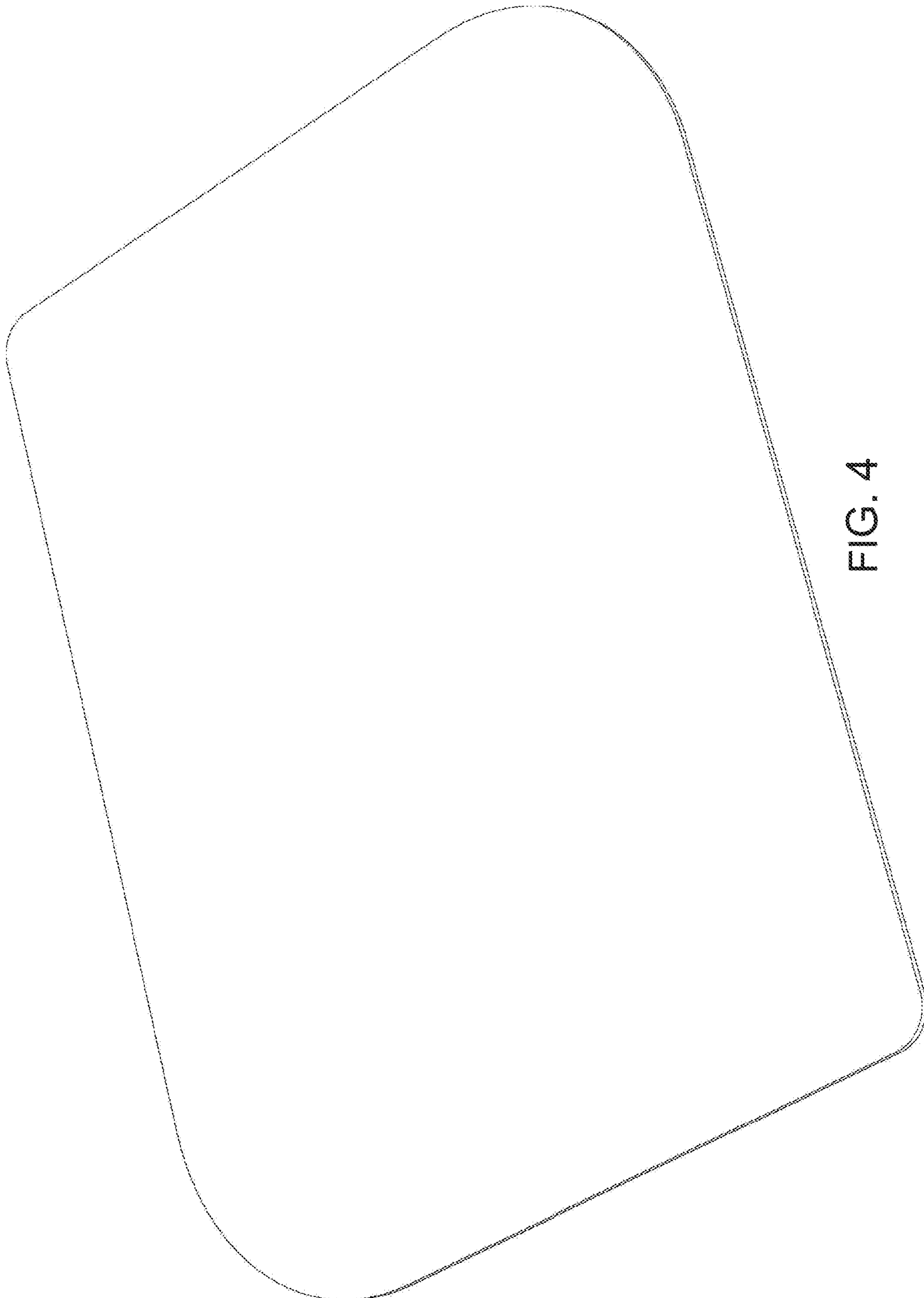


FIG. 4




FIG. 5

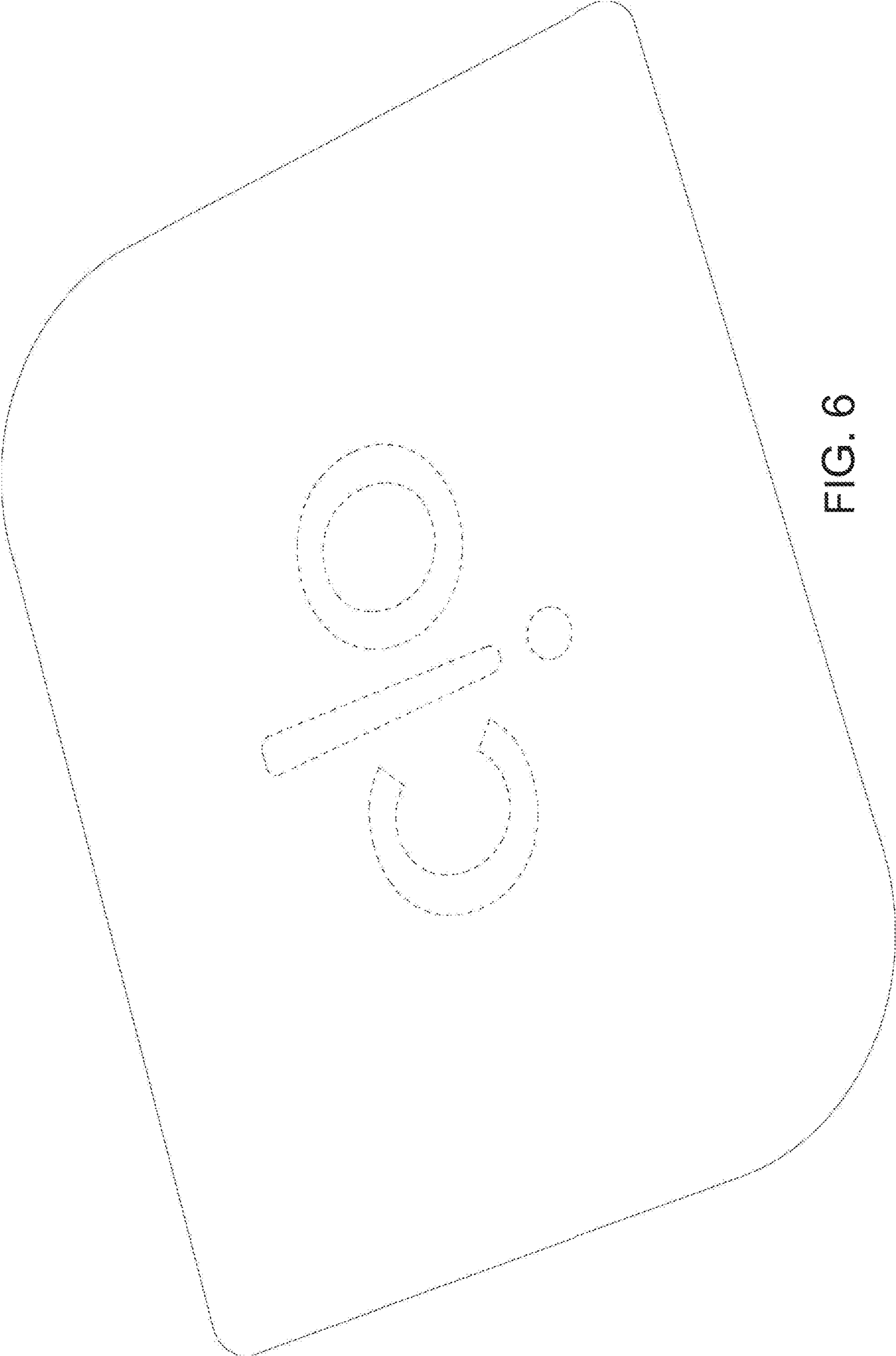


FIG. 6

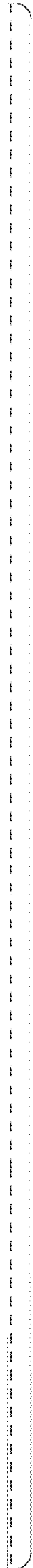


FIG. 7




FIG. 8




FIG. 9

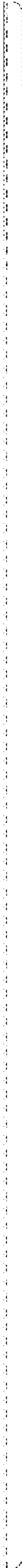


FIG. 10




FIG. 11