



US00D878148S

(12) **United States Design Patent**
Schopf

(10) **Patent No.:** **US D878,148 S**

(45) **Date of Patent:** **** Mar. 17, 2020**

- (54) **WHISK**
- (71) Applicant: **Marci Schopf**, Silver Spring, MD (US)
- (72) Inventor: **Marci Schopf**, Silver Spring, MD (US)
- (73) Assignee: **Marci Schopf**, Silver Spring, MD (US)
- (**) Term: **15 Years**
- (21) Appl. No.: **29/604,857**
- (22) Filed: **May 22, 2017**
- (51) **LOC (12) Cl.** **07-99**
- (52) **U.S. Cl.**
USPC **D7/395**; D7/690
- (58) **Field of Classification Search**
USPC D8/107, 308; D7/393, 401.2, 653, 506,
D7/518, 521, 576, 582, 659, 395, 642,
D7/664, 649, 643, 688-692, 695, 693,
D7/656; D9/455; D4/138; D28/48;
D21/628; D19/152
CPC A47G 21/00; A47G 21/02; A47G 21/023;
A47G 21/04; A47J 43/28; A47J 43/281;
A47J 43/288; A47J 43/1087
See application file for complete search history.

- D473,949 S * 4/2003 Sorlie A61H 7/003
D24/214
- D475,255 S * 6/2003 Bell D7/690
- D519,351 S * 4/2006 Lee D8/107
- D520,810 S * 5/2006 Kessler D7/395
- D584,928 S * 1/2009 Eide D7/690

FOREIGN PATENT DOCUMENTS

CN 303326428 * 8/2015

* cited by examiner

Primary Examiner — Brett Miller

(57) **CLAIM**

The ornamental design for a whisk, as shown and described.

DESCRIPTION

FIG. 1 is a left side elevation of a whisk showing my new design;

FIG. 2 is a top plan elevation view thereof;

FIG. 3 is a front side elevation view thereof;

FIG. 4 is a perspective view thereof;

FIG. 5 is a left side elevation view thereof; and,

FIG. 6 is a rear view thereof.

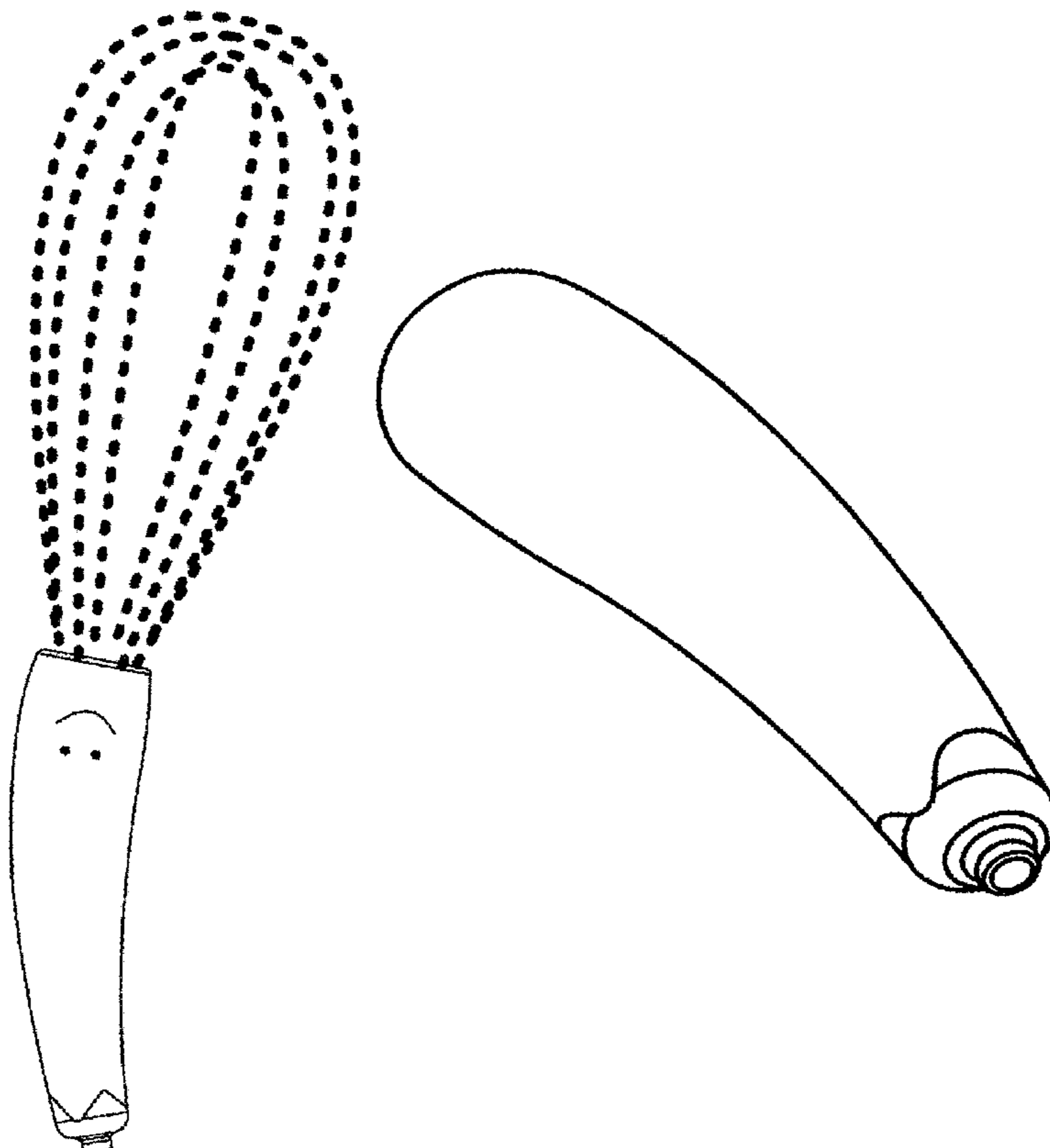
The broken line aspects herein are for the purpose of illustrating portions of the whisk and form no part of the claimed design.

(56) **References Cited**

U.S. PATENT DOCUMENTS

- D403,556 S * 1/1999 Juhlin D7/401.2
- D405,660 S * 2/1999 Hansen D7/688

1 Claim, 6 Drawing Sheets




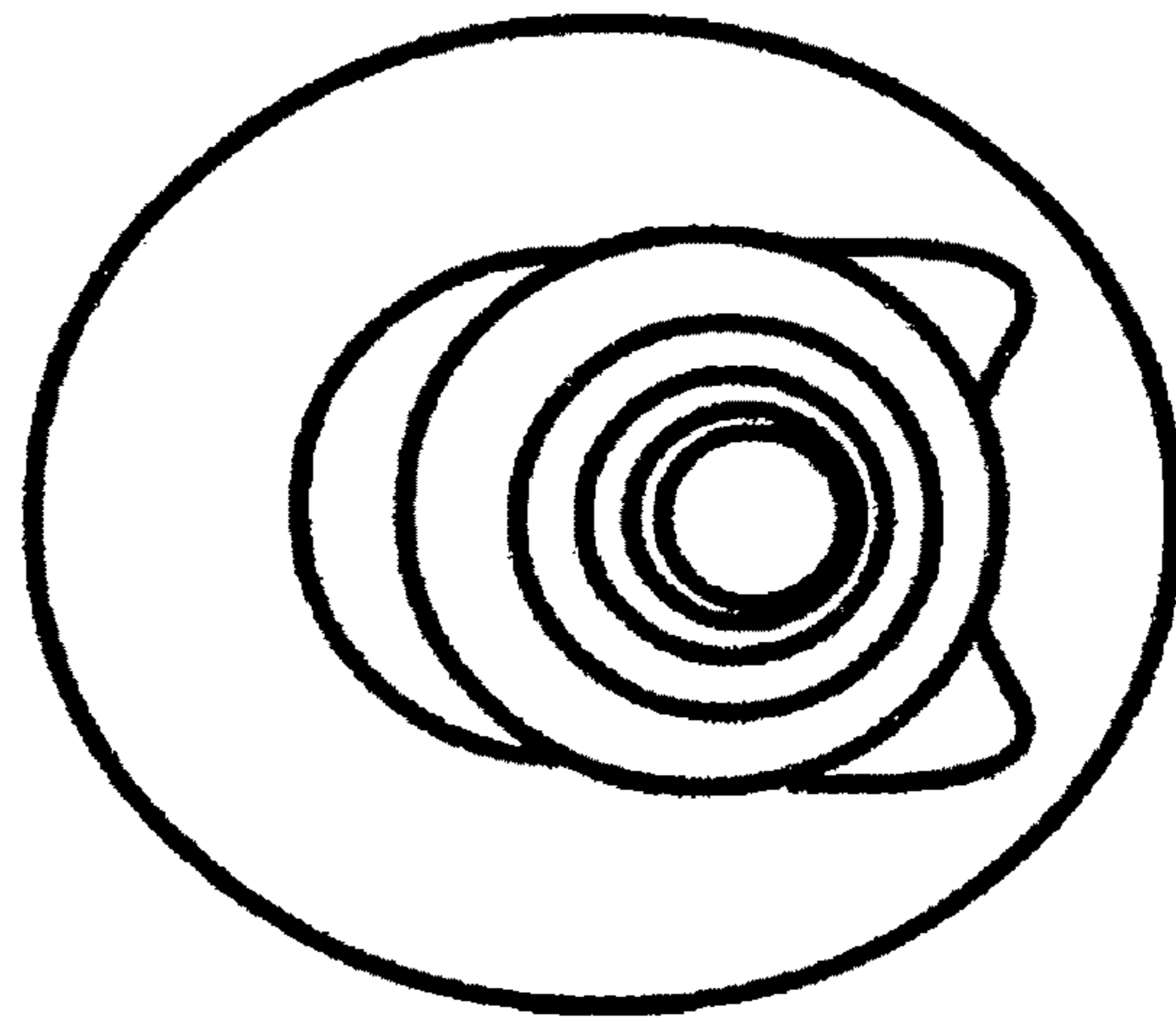


Fig. 1

Fig. 2



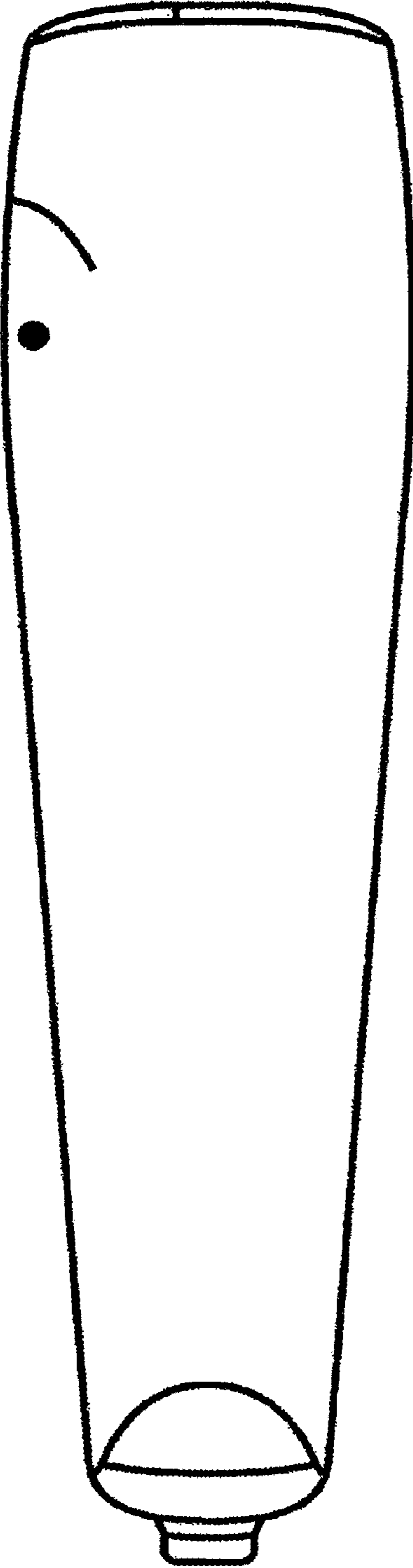


Fig. 3

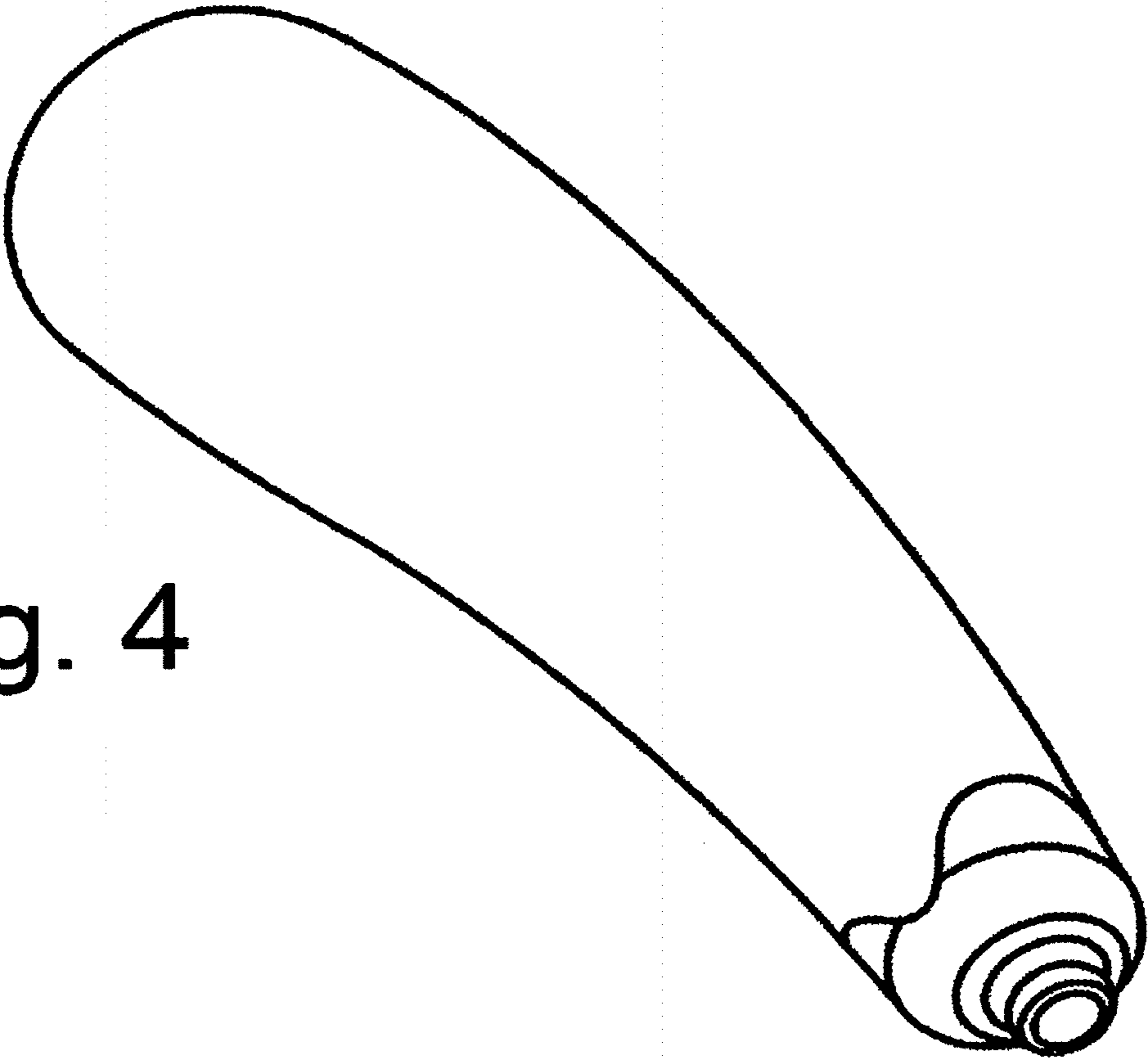


Fig. 4

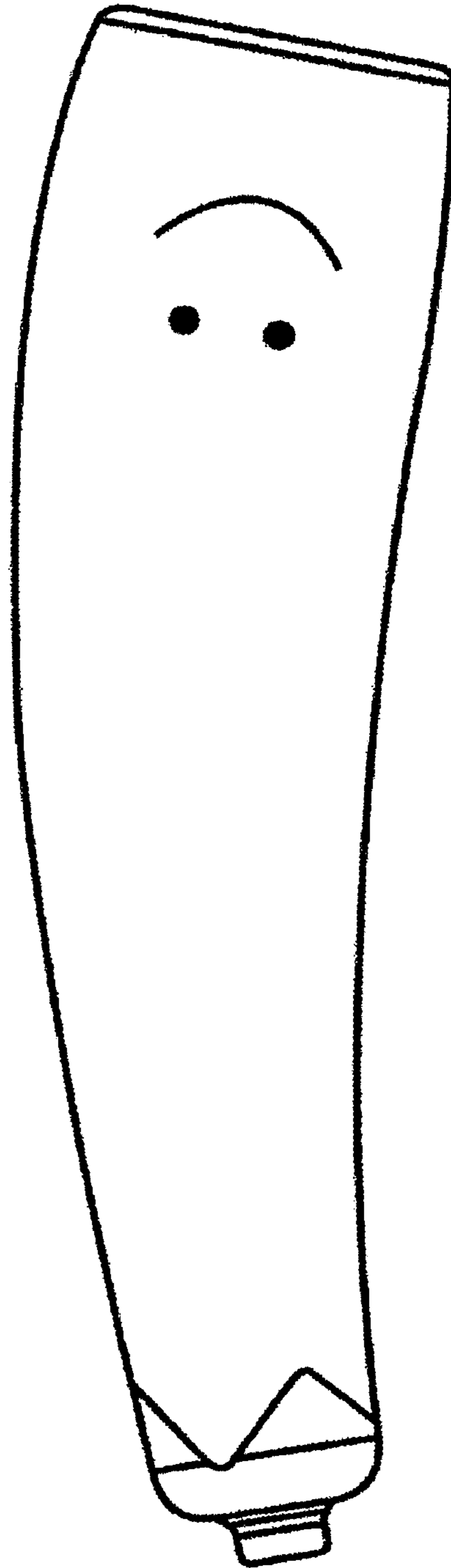


Fig. 5

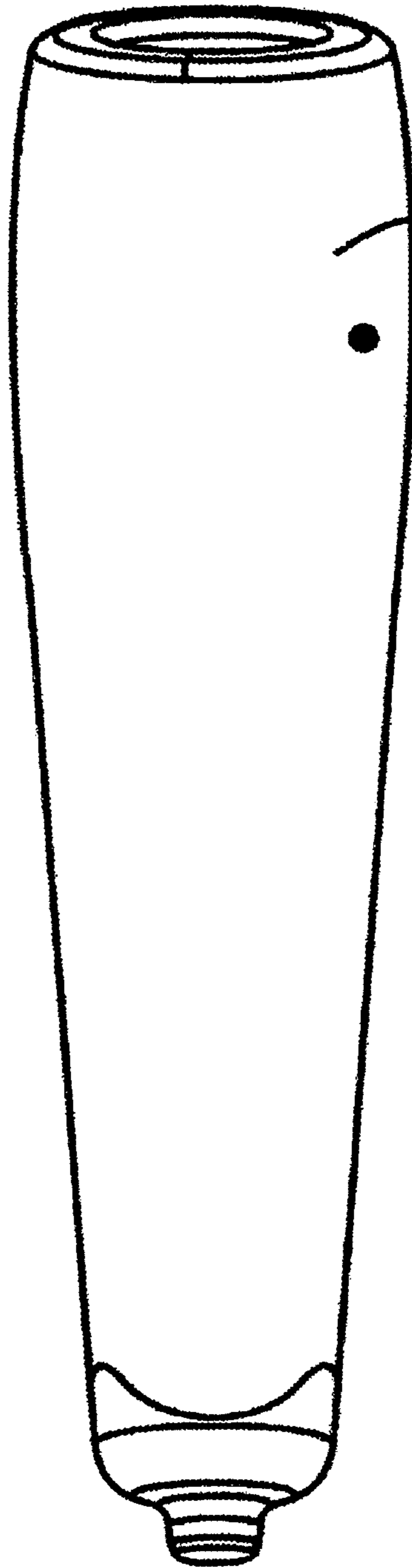


Fig. 6