



US00D878115S

(12) **United States Design Patent**
Rau et al.

(10) **Patent No.:** **US D878,115 S**

(45) **Date of Patent:** **** Mar. 17, 2020**

(54) **DISPLAY UNIT**
(71) Applicant: **GESA Form + Funktion Displaybau GmbH**, Dreieich-Offenthal (DE)
(72) Inventors: **Otmar Rau**, Dreieich-Götzenhain (DE); **Benjamin Regnier**, Paris (FR)
(73) Assignee: **GESA Form + Funktion Displaybau GmbH** (DE)
(**) Term: **15 Years**
(21) Appl. No.: **29/598,972**
(22) Filed: **Mar. 30, 2017**

D417,977 S * 12/1999 Veto D6/675.1
6,068,139 A * 5/2000 Brozak, Jr. A47F 1/12
211/169
D430,432 S * 9/2000 Mason D6/678.1
D437,719 S * 2/2001 Dicellis D6/571
D533,734 S * 12/2006 Campbell D6/672
D566,989 S * 4/2008 Mason D6/680.2
D584,078 S * 1/2009 Weigand D6/672
D669,284 S * 10/2012 Canavan D6/675.4
D761,599 S * 7/2016 Mason D6/675.1
D817,670 S * 5/2018 Germain D6/675.4
10,028,595 B2 * 7/2018 Rau A47F 5/0846
D828,051 S * 9/2018 Tang D6/672
2005/0006327 A1 * 1/2005 Campbell A47F 7/163
211/55
2011/0204009 A1 * 8/2011 Karan A47F 1/12
211/59.2
2015/0070928 A1 * 3/2015 Rau G09F 13/18
362/604

(30) **Foreign Application Priority Data**
Sep. 30, 2016 (EP) 003400837
(51) **LOC (12) Cl.** **06-06**
(52) **U.S. Cl.**
USPC **D6/675.1**
(58) **Field of Classification Search**
USPC D6/672, 673, 675, 675.1, 675.4, 678,
D6/678.1, 678.3
CPC B65D 25/00; B65D 43/00; B65D 43/02;
A47F 3/02; A47F 1/065
See application file for complete search history.

* cited by examiner

Primary Examiner — Kelley A Donnelly
(74) *Attorney, Agent, or Firm* — Gerald E. Hespos;
Michael J. Porco; Matthew T. Hespos

(56) **References Cited**
U.S. PATENT DOCUMENTS
2,333,717 A * 11/1943 Heed A47F 5/0037
211/50
D294,908 S * 3/1988 Childress D6/570
D304,534 S * 11/1989 Gustafson D6/675.1
D327,590 S * 7/1992 Hardy D6/679
5,881,892 A * 3/1999 Loo A47F 5/0025
211/126.13

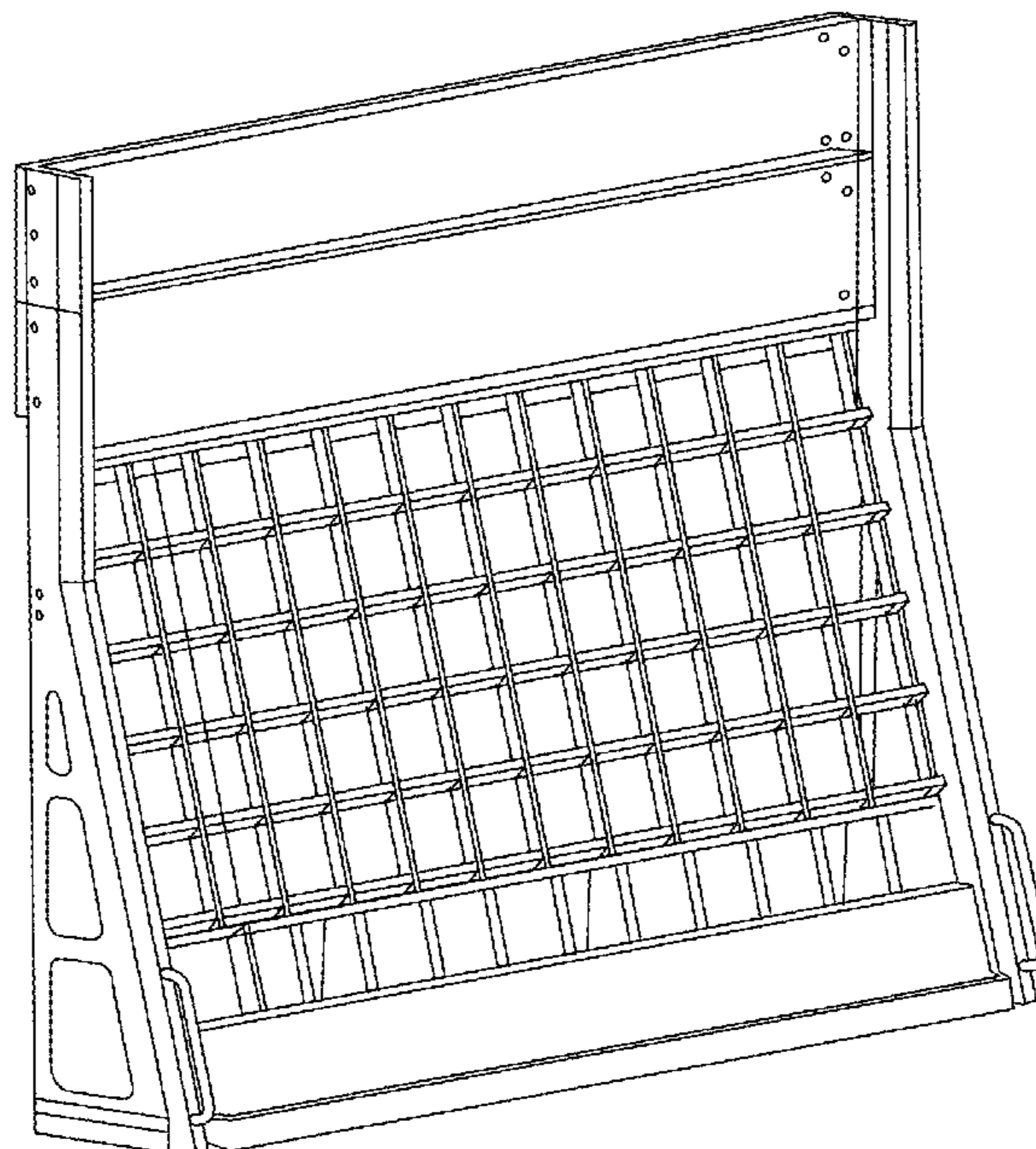
(57) **CLAIM**

The ornamental design for a display unit, as shown and described.

DESCRIPTION

FIG. 1 is a perspective view of a display unit;
FIG. 2 is a front view of the display unit;
FIG. 3 is a rear view of the display unit;
FIG. 4 is a left side view of the display unit;
FIG. 5 is a right side view of the display unit;
FIG. 6 is a top view of the display unit; and,
FIG. 7 is a bottom view of the display unit.

1 Claim, 4 Drawing Sheets



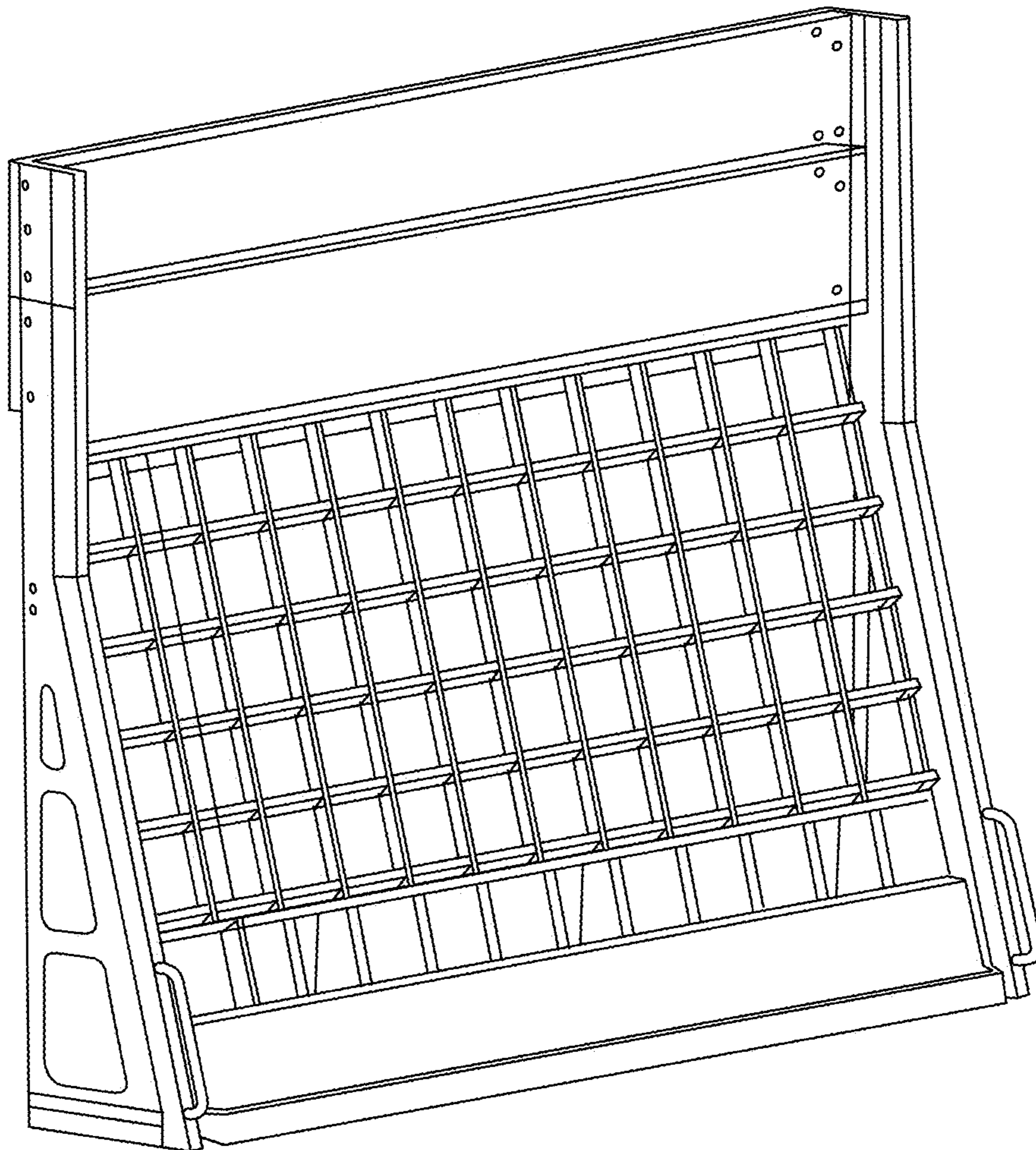


FIG. 1

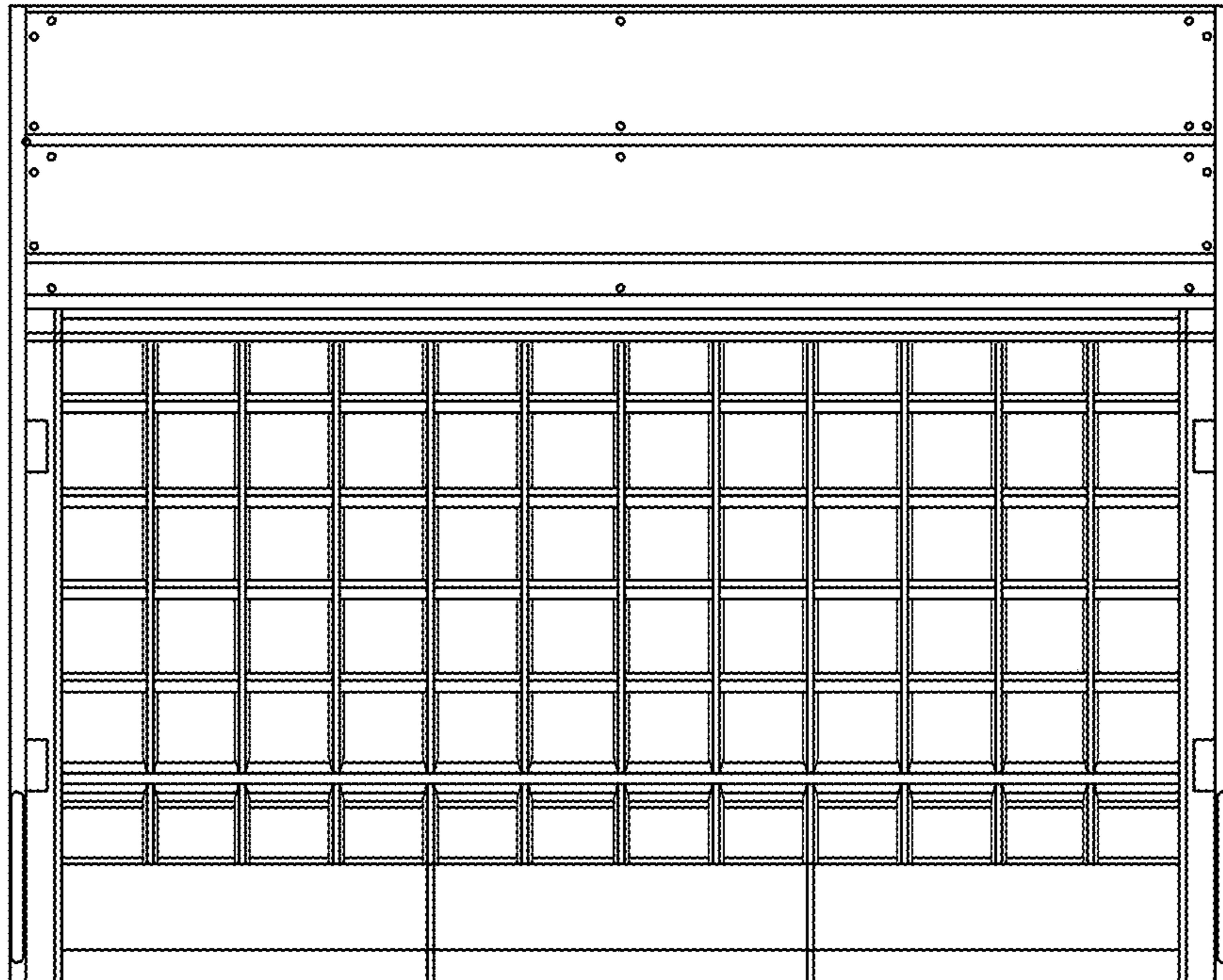


FIG. 2

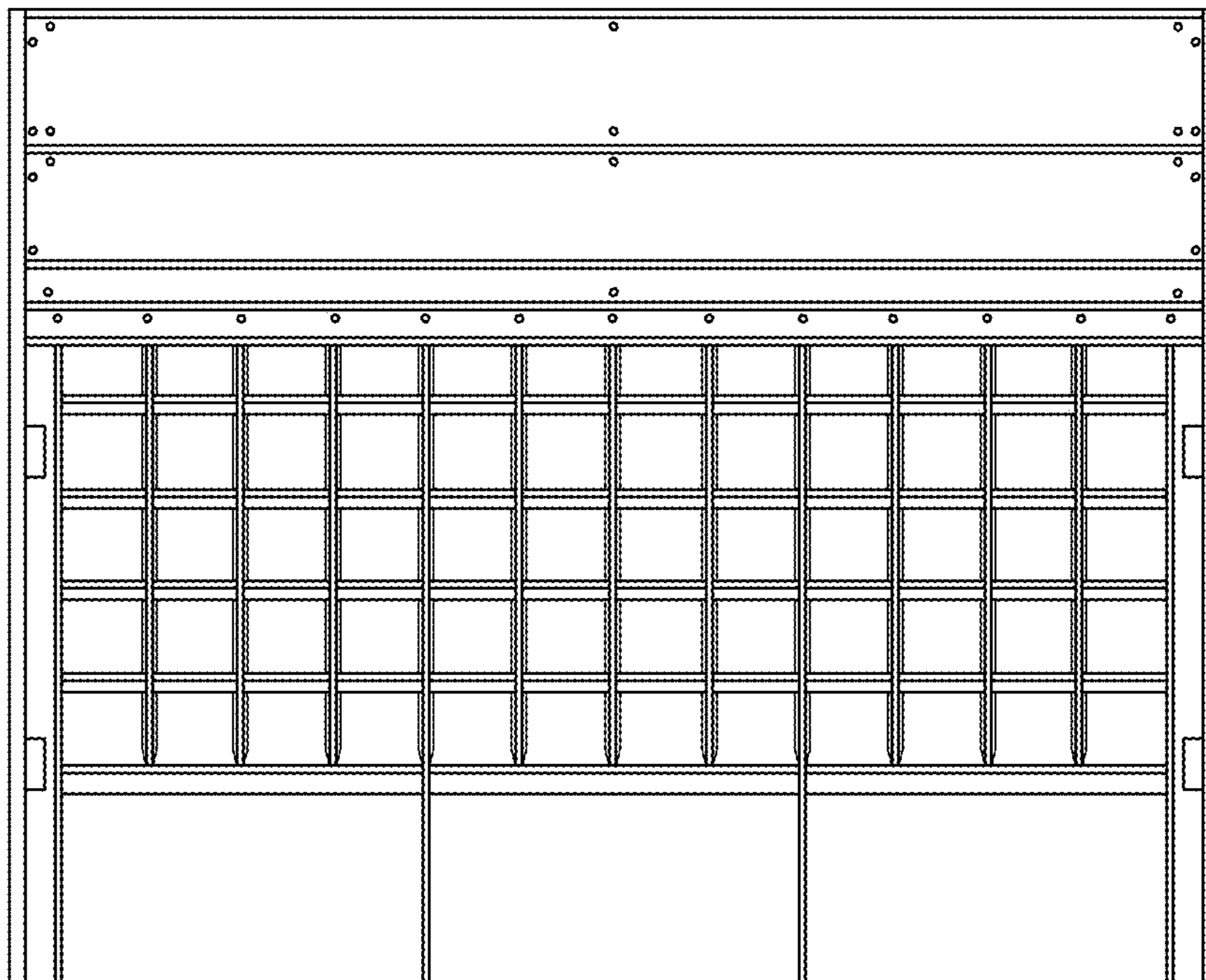


FIG. 3

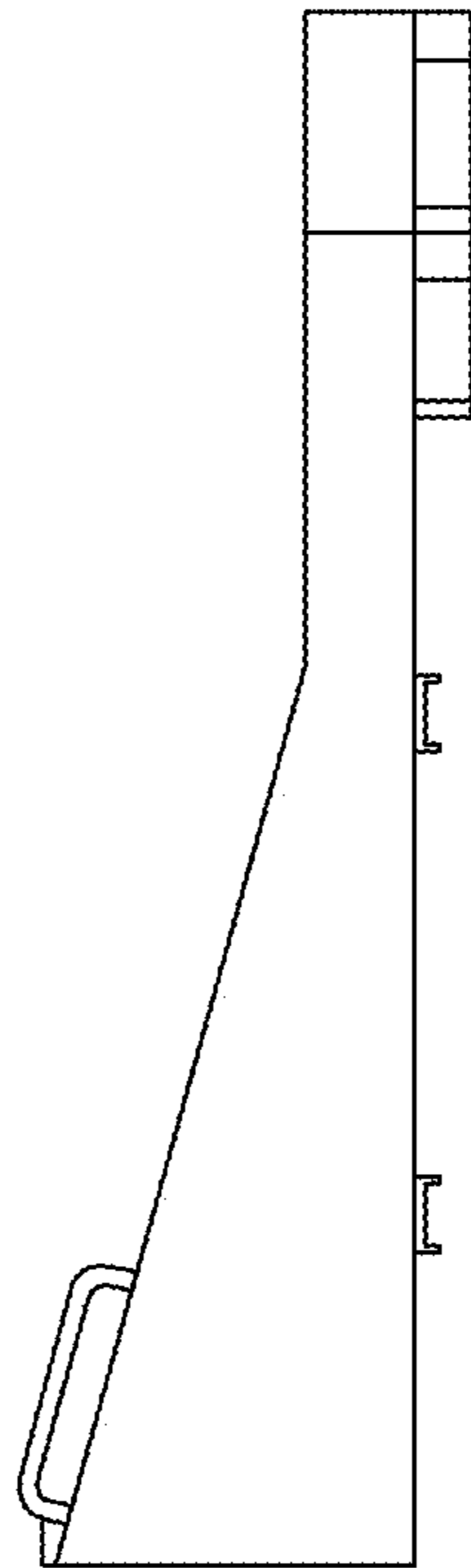


FIG. 4

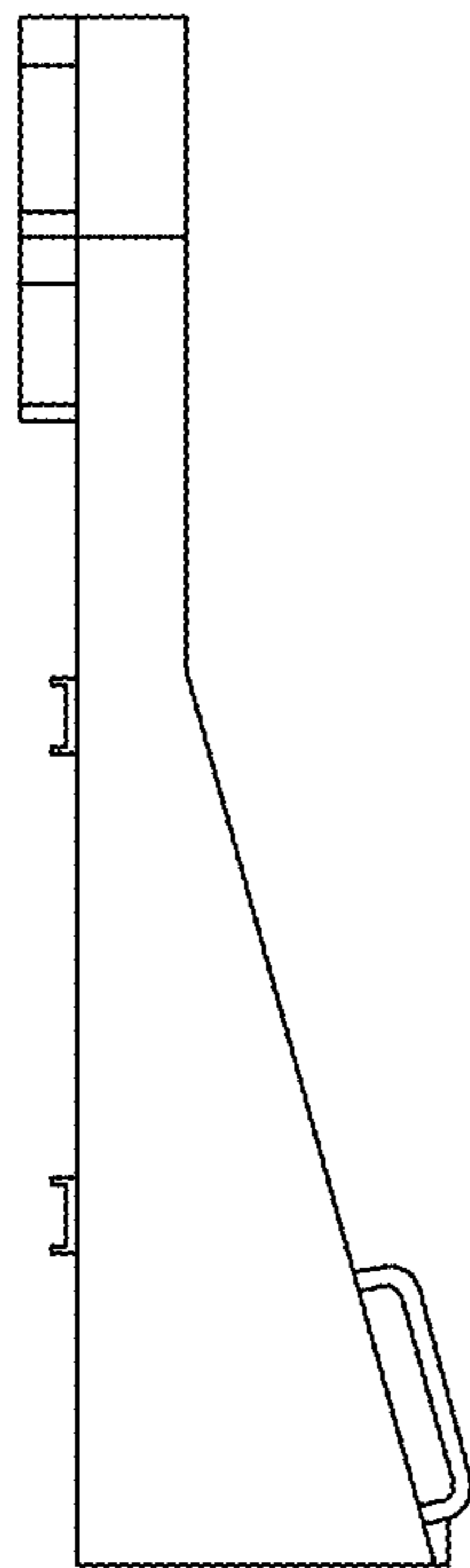


FIG. 5

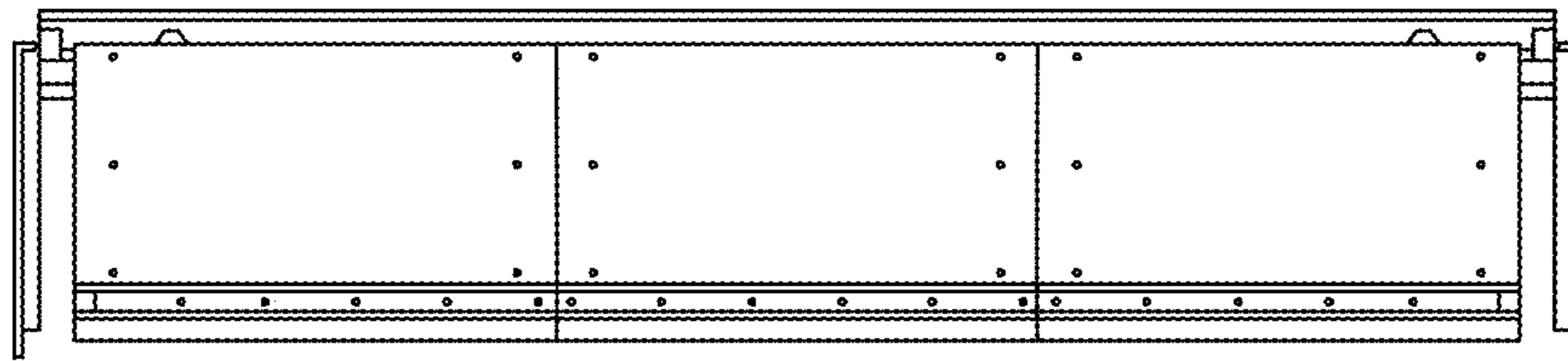


FIG. 6

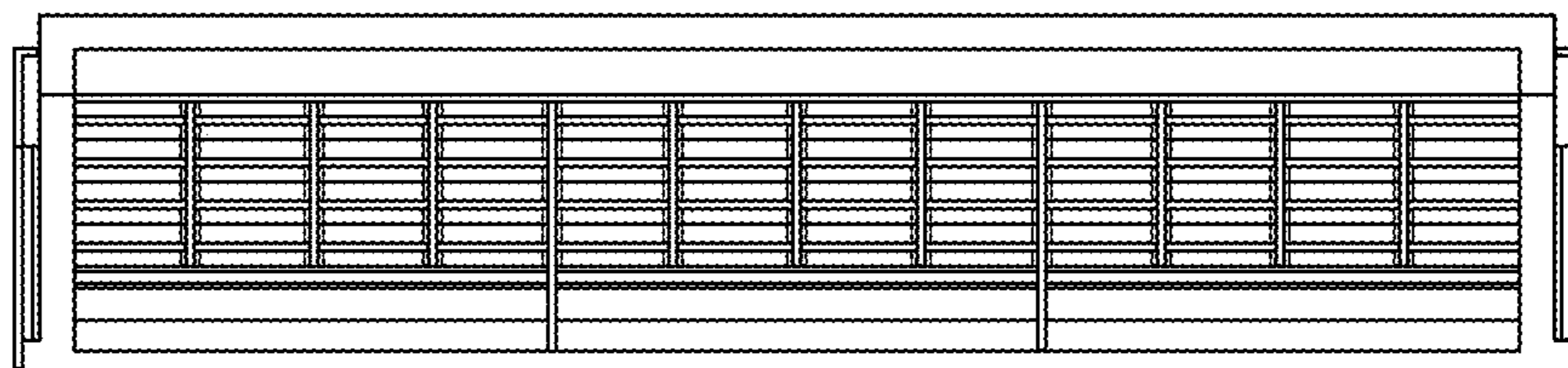


FIG. 7