



US00D878112S

(12) **United States Design Patent** (10) **Patent No.:** **US D878,112 S**
Leonorovitz (45) **Date of Patent:** **** Mar. 17, 2020**

(54) **JEWELRY BOX LID**
(71) Applicant: **GLENOR INC**, Brooklyn, NY (US)
(72) Inventor: **Goldy Leonorovitz**, Brooklyn, NY (US)
(73) Assignee: **Glenor Inc.**, Brooklyn, NY (US)
(**) Term: **15 Years**
(21) Appl. No.: **29/636,278**
(22) Filed: **Feb. 7, 2018**
(51) **LOC (12) Cl.** **06-04**
(52) **U.S. Cl.**
USPC **D6/667**
(58) **Field of Classification Search**
USPC D6/302, 384, 515, 659, 663, 667, 671, D6/671.1, 675.1, 675; D3/269, 275, 296, D3/302, 304, 307, 309, 297, 903; D7/333, 368; D9/418, 432; D23/343, D23/332; D14/432; D22/122
CPC . A47F 3/043; A47F 7/03; A47F 7/021; A47B 49/004; A47B 88/90; A47B 2095/024; F25D 23/026; F25D 23/028; A45C 13/345; A45C 11/16; Y10S 220/26; B65D 5/48024; B65D 43/24; B65D 43/163; B65D 81/09; B65D 2251/105; G09F 5/02; E05B 1/0084
See application file for complete search history.

D518,957 S * 4/2006 DeCarlo D3/302
D793,128 S * 8/2017 Peota D6/675
D822,188 S * 7/2018 Pontillas D23/343
D826,712 S * 8/2018 Servaire D9/432
D829,852 S * 10/2018 Sanford D22/122
D850,821 S * 6/2019 Pontillas D6/667
D860,997 S * 9/2019 Jhun D14/432

* cited by examiner
Primary Examiner — Kevin K Rudzinski
Assistant Examiner — Paul D Bohannon
(74) *Attorney, Agent, or Firm* — Larry E. Henneman, Jr.; Baker & Rannells, PA

(57) **CLAIM**

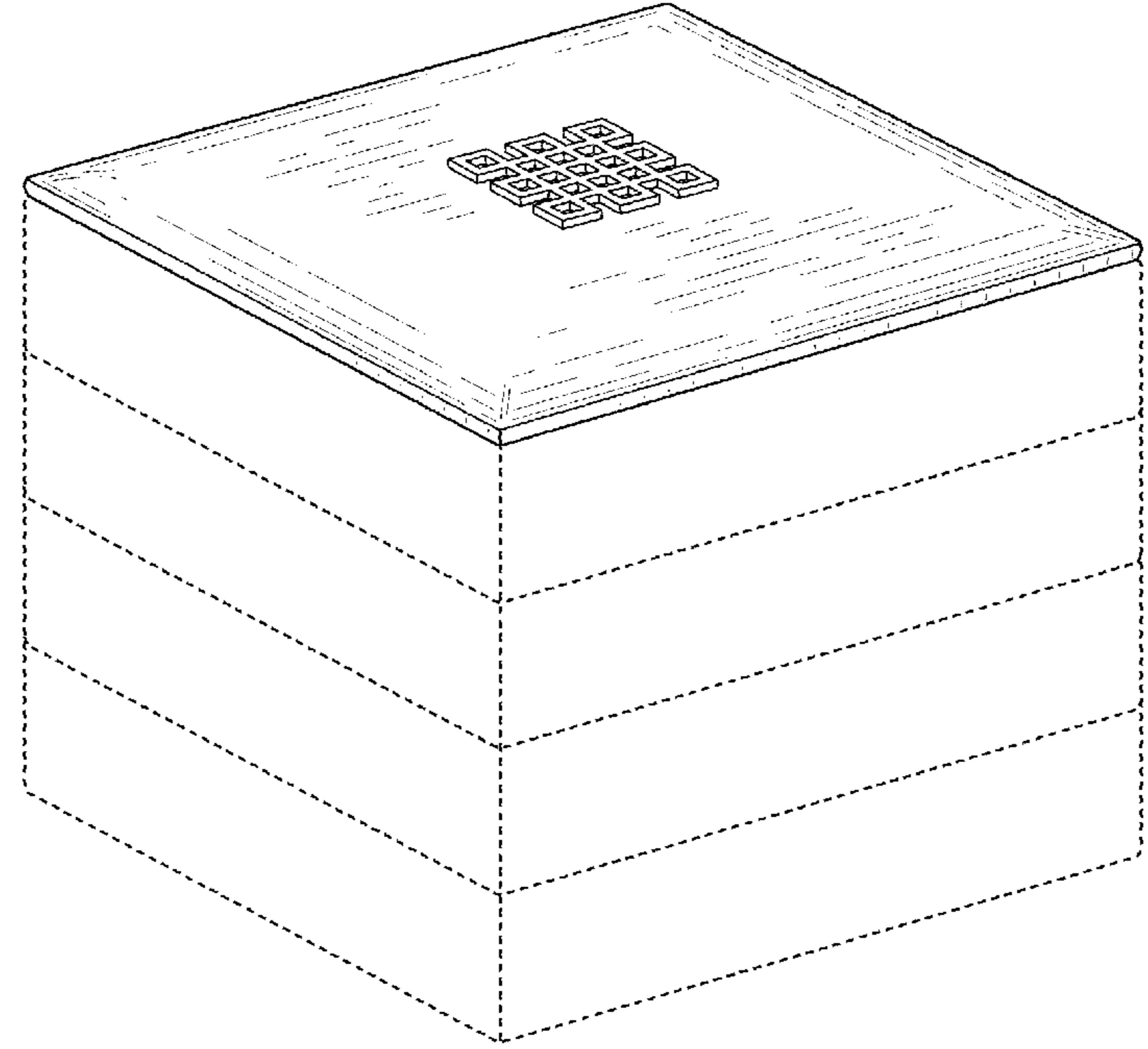
The ornamental design for a jewelry box lid, as shown and described.

DESCRIPTION

FIG. 1 is a perspective view of a jewelry box lid in accordance with the new design, whereby the lid is disposed on box shown in broken lines and is in a closed configuration;
FIG. 2 is a perspective view of the lid thereof;
FIG. 3 is a side elevational view thereof, whereby all sides are a mirror image of FIG. 3;
FIG. 4 is a top plan view thereof; and,
FIG. 5 is a bottom plan view thereof, having a center element of which is shaded to indicate a reflective surface. The broken lines are directed to environment, define the bounds of the claimed design forming no part thereof, and are for illustrative purposes only.

1 Claim, 4 Drawing Sheets

(56) **References Cited**
U.S. PATENT DOCUMENTS
3,008,253 A * 11/1961 Bell, Jr. F25D 23/028 40/661.12
D199,820 S * 12/1964 Meeker D3/296



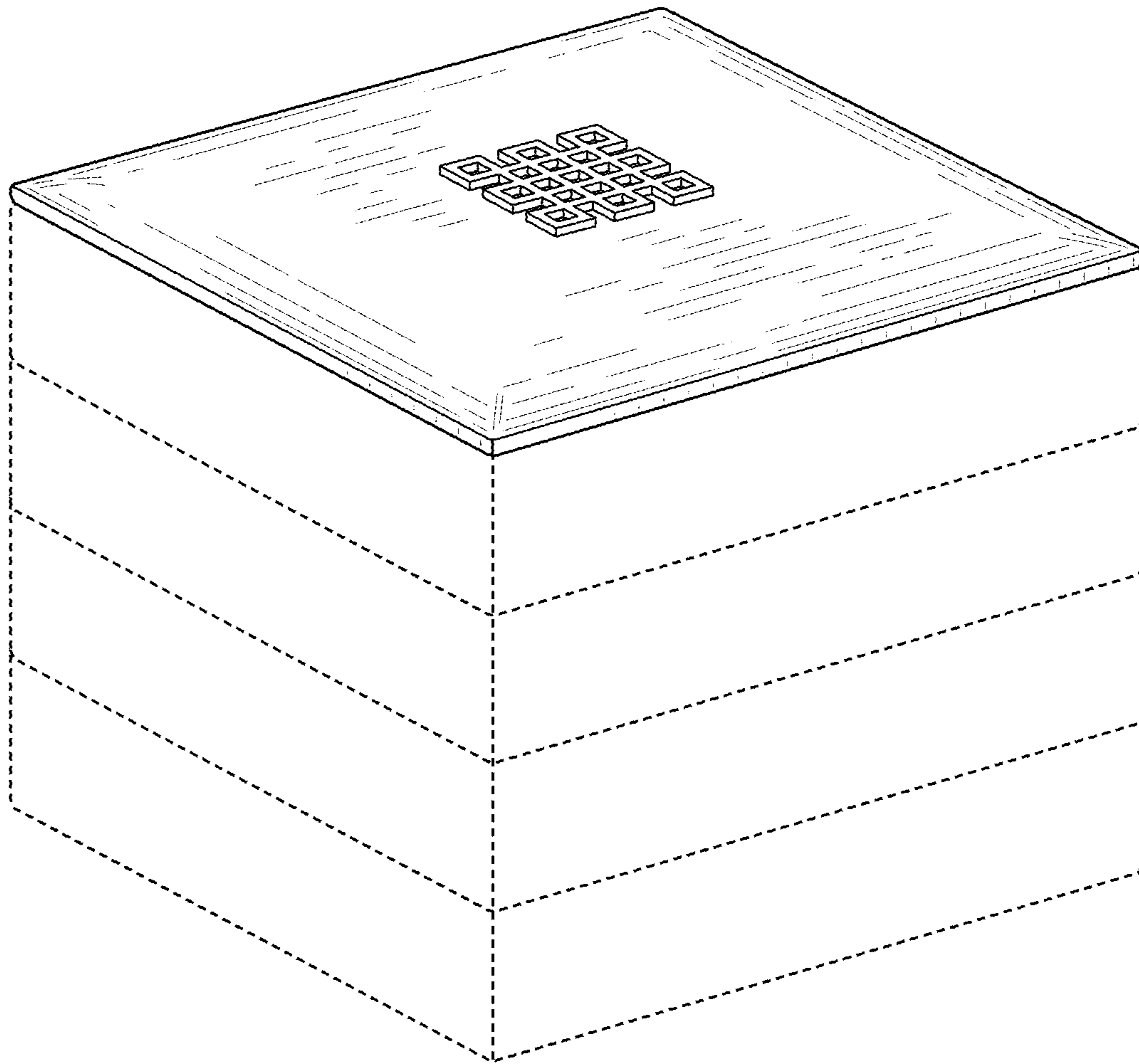


FIG. 1

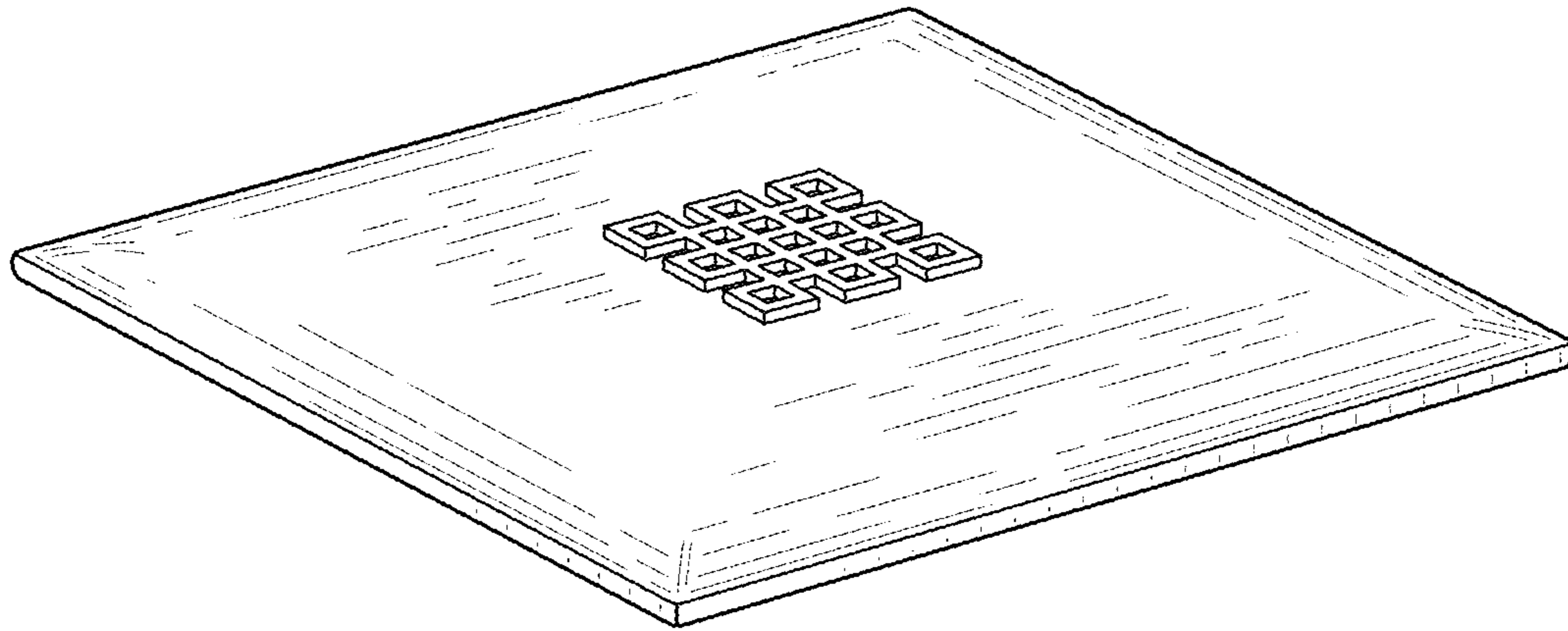


FIG. 2

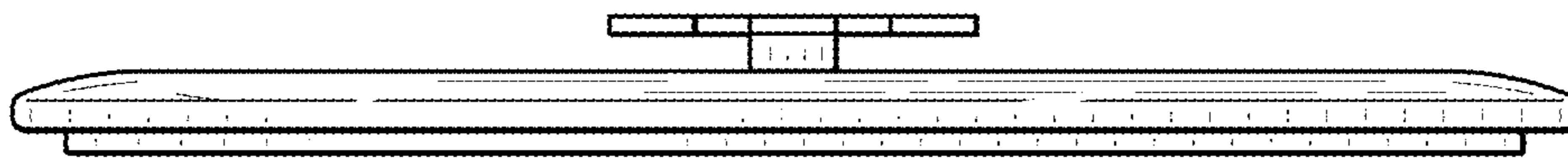


FIG. 3




FIG. 4

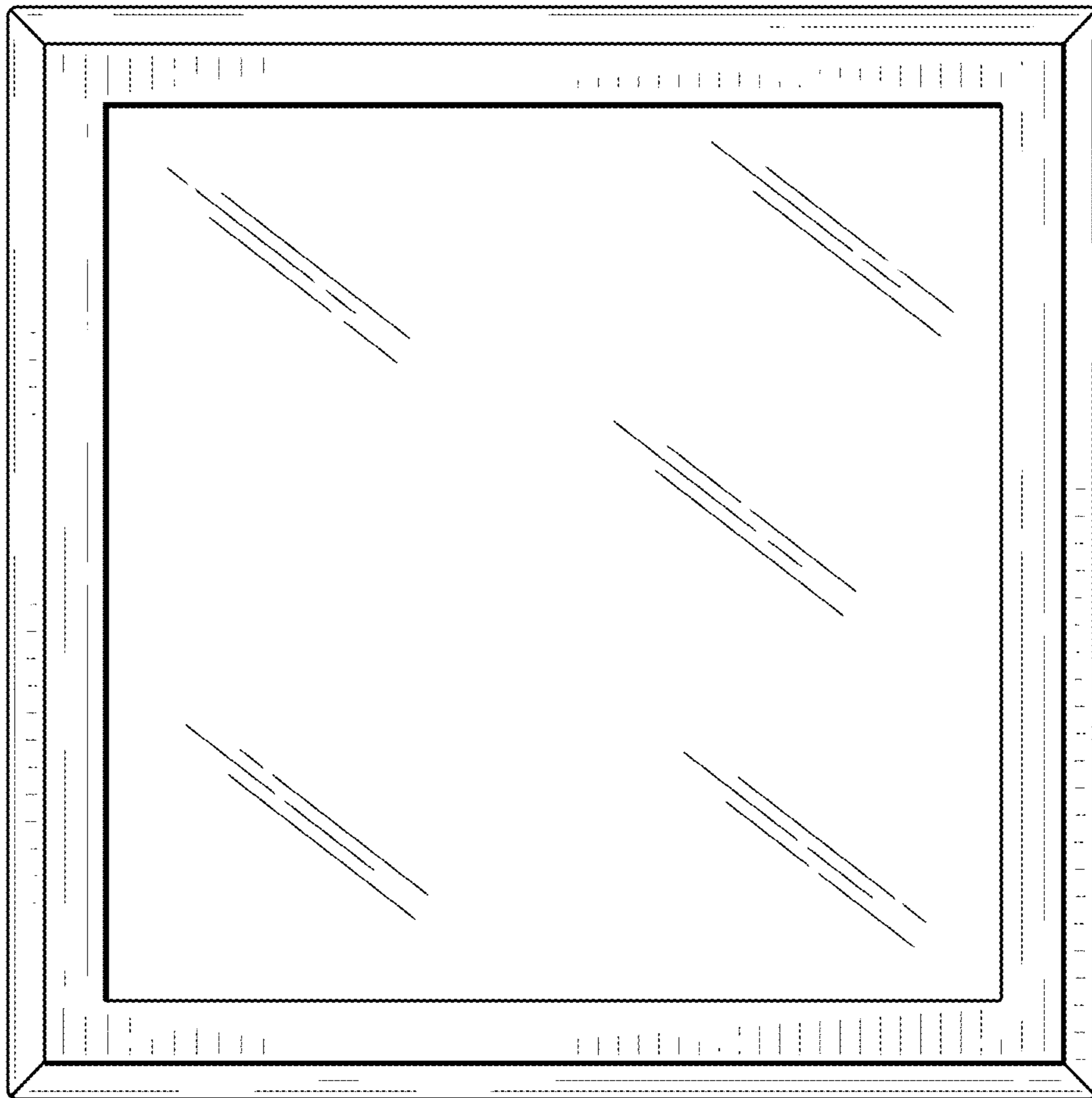


FIG. 5