



US00D878101S

(12) **United States Design Patent** (10) **Patent No.:** **US D878,101 S**  
**Hu** (45) **Date of Patent:** **\*\* Mar. 17, 2020**

(54) **SHELF**

(71) Applicant: **Qihua Hu**, Kaiping (CN)

(72) Inventor: **Qihua Hu**, Kaiping (CN)

(73) Assignee: **Qihua Hu** (CN)

(\*\*) Term: **15 Years**

(21) Appl. No.: **29/588,961**

(22) Filed: **Dec. 26, 2016**

(30) **Foreign Application Priority Data**

Nov. 1, 2016 (CN) ..... 2016 3 0522123

(51) **LOC (12) Cl.** ..... **06-04**

(52) **U.S. Cl.**  
USPC ..... **D6/574**; D6/573; D6/519

(58) **Field of Classification Search**

USPC ... D6/574, 522, 672-675, 675.1, 678.2, 702,  
D6/703.1, 705, 705.1, 705.2, 707, 707.19,  
D6/707.22, 707.23, 519, 573; D13/179;  
108/50.11, 61, 132; D14/457; 312/350,  
312/258; 248/95; D21/369

CPC ..... A47B 47/00; A47B 47/021; A47B 47/022;  
A47B 47/04; A47B 47/03; A47B 55/00;  
A47B 57/045; A47B 57/26; A47B 96/02;  
A47B 96/027; A47B 96/028; A47B  
96/04; A47B 96/16; A47F 5/00; A47F  
5/0043; A47F 7/00; A47F 7/007; G09F  
13/22; A47K 17/02; E03D 13/005; Y10T  
29/49432

See application file for complete search history.

(56) **References Cited**

U.S. PATENT DOCUMENTS

3,478,891	A *	11/1969	Kaeslin .....	A47B 61/003
				108/29
D458,790	S *	6/2002	Harwanko .....	D6/560
D476,837	S *	7/2003	Hoernig .....	D6/527
D476,838	S *	7/2003	Hoernig .....	D6/527
D479,932	S *	9/2003	Clucas .....	D6/560
D493,313	S *	7/2004	Hoernig .....	D6/524
D495,180	S *	8/2004	Painter .....	D6/527
D512,253	S *	12/2005	Hoernig .....	D6/523
D670,521	S *	11/2012	Cittadino .....	D6/549
D797,467	S *	9/2017	Andrew .....	D6/540
D805,719	S *	12/2017	Kelly .....	D99/33
D812,396	S *	3/2018	Wilson .....	D6/566

\* cited by examiner

*Primary Examiner* — Nathan M Johnston

(74) *Attorney, Agent, or Firm* — PROI Intellectual Property US

(57) **CLAIM**

The ornamental design for a shelf, as shown and described.

**DESCRIPTION**

FIG. 1 is a front perspective front view of a shelf showing my new design;

FIG. 2 is a front elevation view thereof;

FIG. 3 is a left side elevation view thereof;

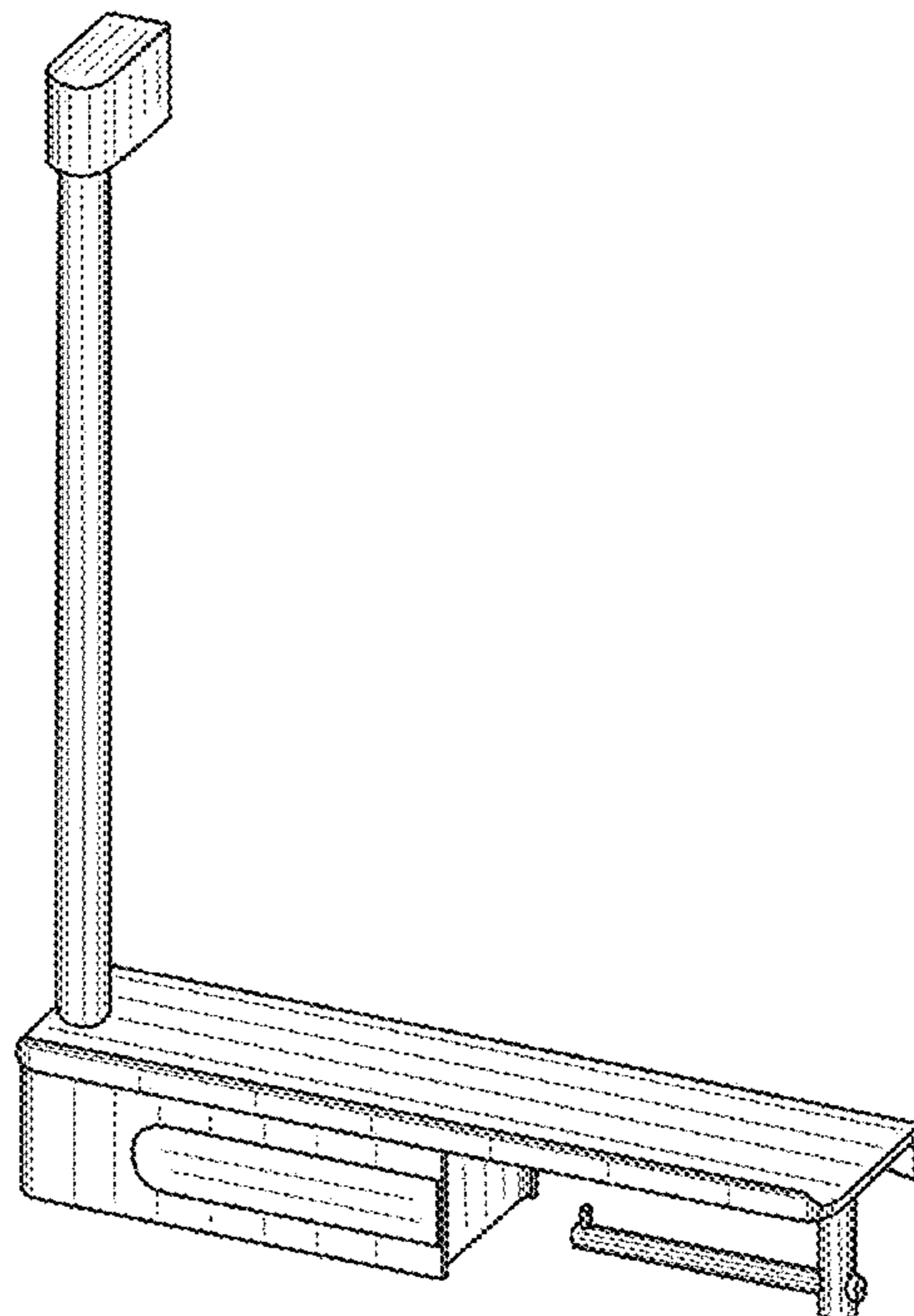
FIG. 4 is a right side elevation view thereof;

FIG. 5 is a top plan view thereof; and,

FIG. 6 is a front perspective view of the shelf in use, wherein the shelf has been opened.

Broken lines are used to illustrate features of the shelf which form no part of the claimed subject matter.

**1 Claim, 6 Drawing Sheets**



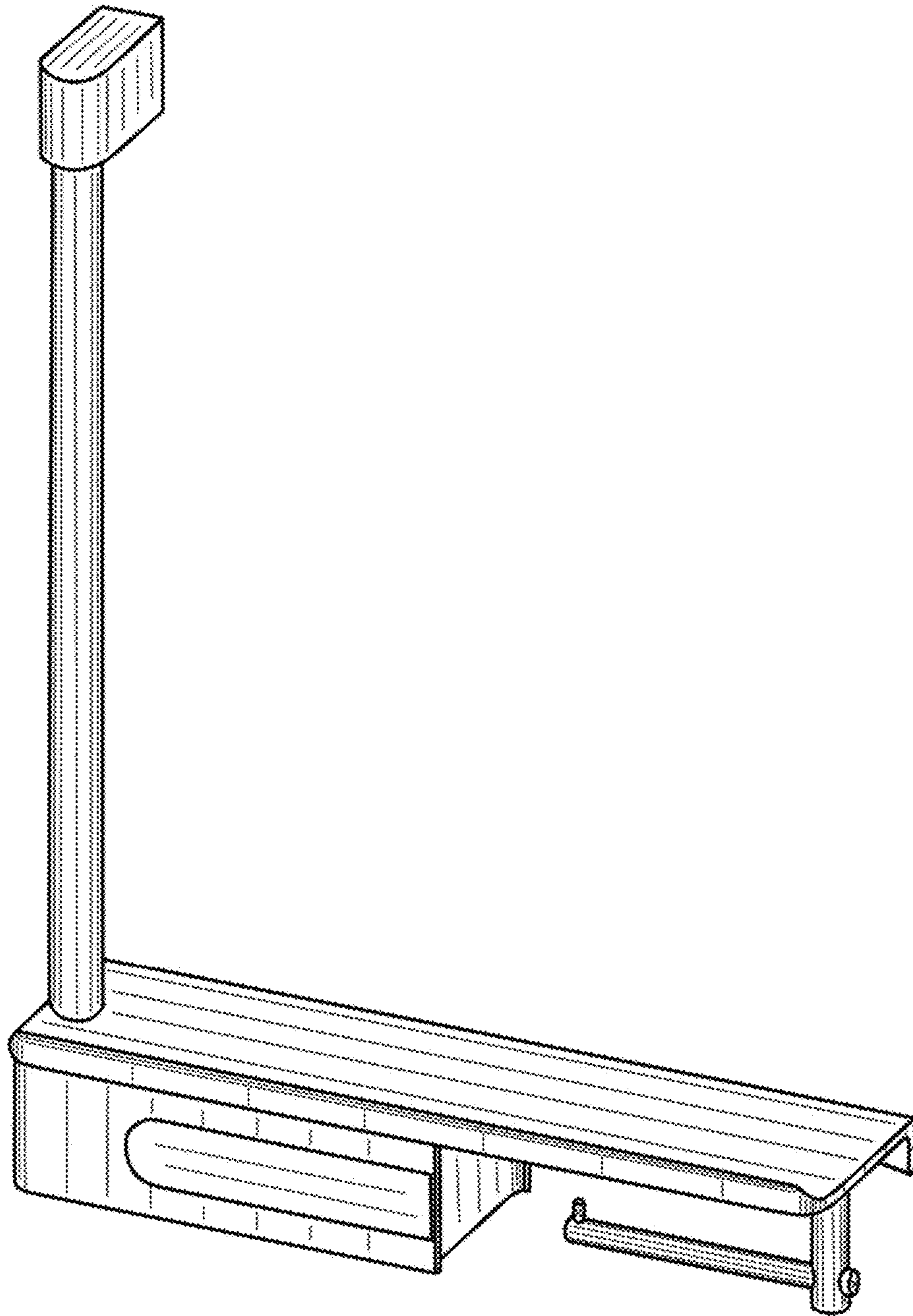


Fig. 1

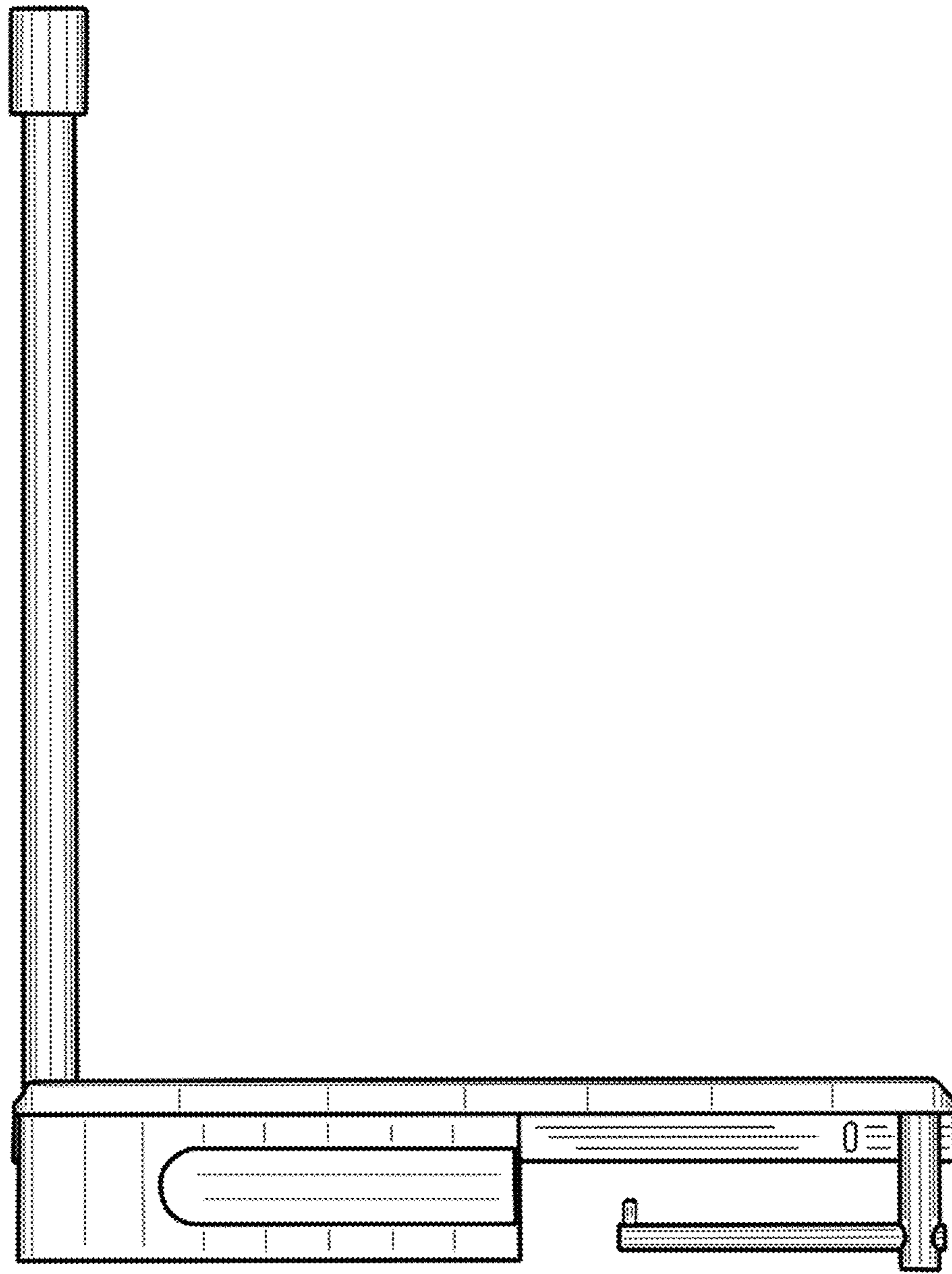


Fig. 2

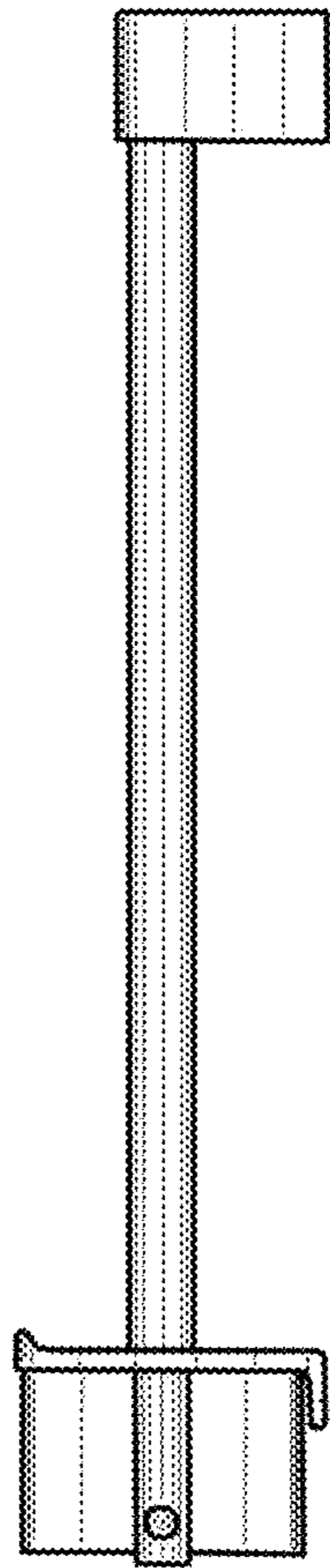


Fig. 3

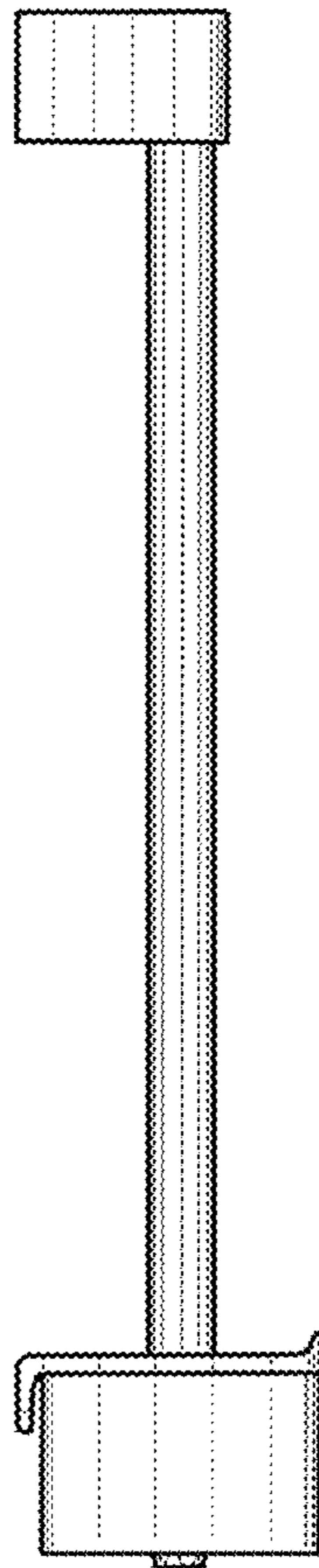


Fig. 4




Fig. 5




Fig. 6