



US00D878088S

(12) **United States Design Patent**
Goding

(10) **Patent No.:** **US D878,088 S**
(45) **Date of Patent:** **** Mar. 17, 2020**

(54) **SOAP HOLDER**
(71) Applicant: **Michael E. Goding**, Omaha, NE (US)
(72) Inventor: **Michael E. Goding**, Omaha, NE (US)
(**) Term: **15 Years**
(21) Appl. No.: **29/634,330**
(22) Filed: **Jan. 19, 2018**
(51) **LOC (12) Cl.** **23-02**
(52) **U.S. Cl.**
USPC **D6/536**
(58) **Field of Classification Search**
USPC D6/536-537, 524, 525, 540, 566, 567,
D6/320; 211/13.1, 74, 71.01, 86.01, 75,
211/88.01, 90.01, 90.03, 106, 119, 126.1,
211/133.5, 181.1, 134, 87.01; D3/306;
D32/55-56; D7/637, 412;
248/206.2-206.3; 99/508
CPC .. B23P 17/04; A47K 1/09; A47K 1/08; A47K
3/281; F16B 47/00
See application file for complete search history.

D298,498 S 11/1988 Greenhut et al.
D307,090 S * 4/1990 DeCoster D7/665
D312,740 S 12/1990 Greenhut et al.
4,993,546 A 2/1991 Southard
D322,911 S * 1/1992 Schmengler D7/359
D347,143 S * 5/1994 Awyong D7/354
5,577,693 A 11/1996 Corn
D396,172 S 7/1998 Nask et al.
D400,398 S 11/1998 McNaughton
D423,292 S 4/2000 Horvat
D434,697 S * 12/2000 Dachtera D11/152
6,265,010 B1 * 7/2001 Franco A47G 19/02
426/132
D448,622 S 10/2001 Horvat
D473,431 S * 4/2003 Schwamkrug D7/665
D484,754 S * 1/2004 Schuler D7/665
D504,248 S 4/2005 Wagner
D504,249 S 4/2005 Wagner
D505,833 S 6/2005 Ahearn
D509,994 S 9/2005 Hadland
D527,954 S 9/2006 Roth
D532,231 S 11/2006 Kracke
D533,642 S 12/2006 Gilbert et al.
D556,055 S 11/2007 Brown

(Continued)

Primary Examiner — Nathan M Johnston
(74) Attorney, Agent, or Firm — Suiter Swantz pc llo

(56) **References Cited**

U.S. PATENT DOCUMENTS

D30,528 S * 4/1899 Hightower D22/122
D57,719 S 4/1921 Pfeiffer, Sr.
D141,011 S 4/1945 Madan
D161,154 S * 12/1950 Bartholomew D23/201
D161,084 S 5/1951 Biener
2,801,658 A * 8/1957 Thomas A47J 19/023
241/273.1
3,491,724 A * 1/1970 Sunner A01K 5/0114
119/61.54
D241,567 S * 9/1976 Clarke D11/152
D253,928 S 1/1980 Murphy
4,348,831 A * 9/1982 Chambers A01G 9/12
47/32
D270,799 S 10/1983 Creske

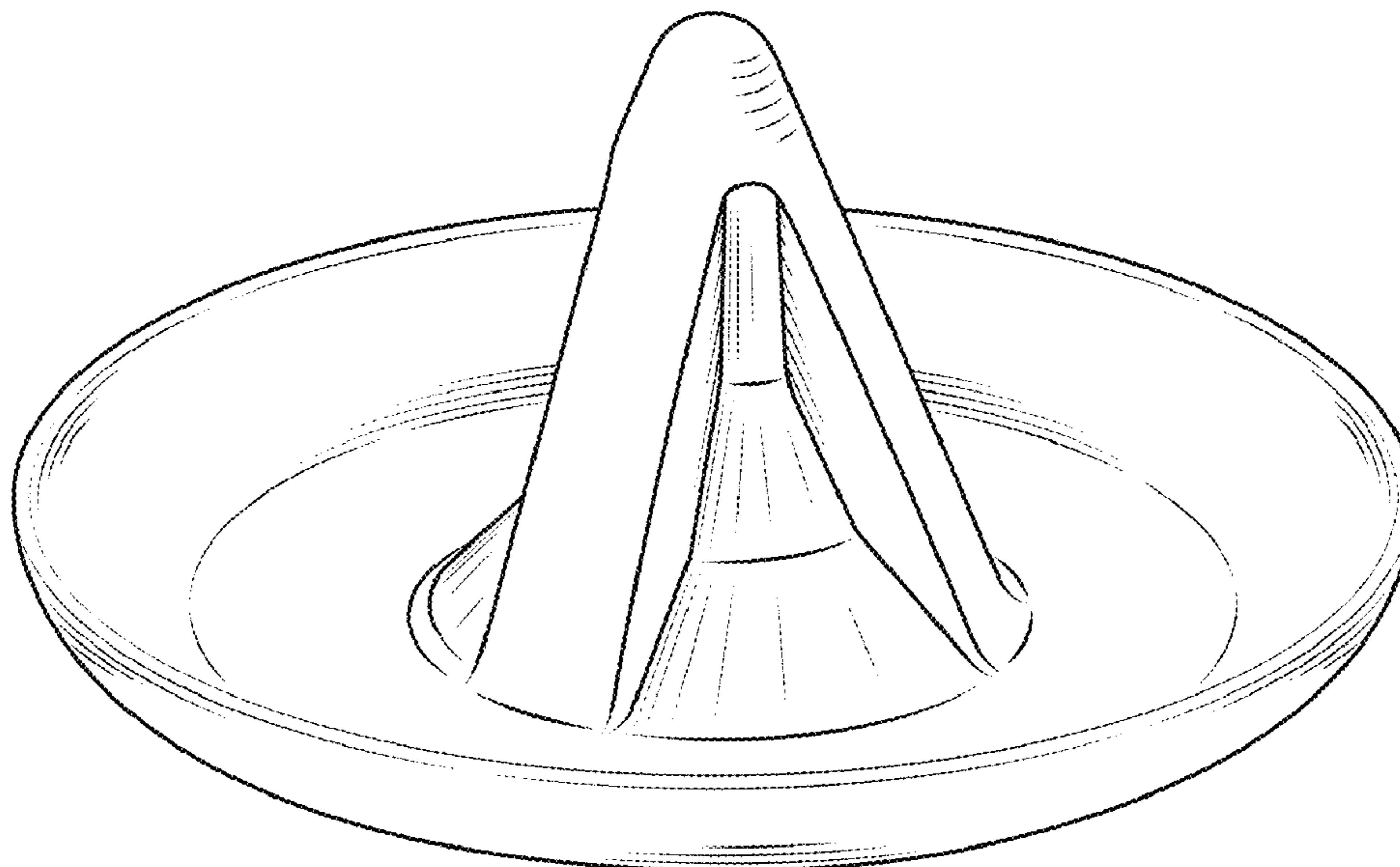
(57) **CLAIM**

The ornamental design for a soap holder, as shown and described.

DESCRIPTION

FIG. 1 is a top perspective view of a soap holder.
FIG. 2 is a bottom perspective view of the soap holder.
FIG. 3 is a side view of the soap holder.
FIG. 4 is a side view of the soap holder.
FIG. 5 is a top view of the soap holder.
FIG. 6 is a bottom view of the soap holder; and,
FIG. 7 is a cross-section view of the soap holder.

1 Claim, 7 Drawing Sheets



(56)

References Cited

U.S. PATENT DOCUMENTS

D568,112	S	5/2008	Epstein	
D573,847	S	7/2008	Bizzell et al.	
D574,172	S	8/2008	Bickler et al.	
D600,500	S	9/2009	Bizzell et al.	
D625,886	S *	10/2010	Ellard	D30/121
D631,695	S	2/2011	Sampson et al.	
D657,612	S *	4/2012	Cloutier	D7/354
D681,888	S	5/2013	Fang	
D699,522	S	2/2014	Wong	
D702,064	S *	4/2014	Ho	D6/682.4
D738,579	S *	9/2015	Owens	D30/132
D757,501	S	5/2016	Cotter	
D764,117	S *	8/2016	Fang	D30/132
D823,022	S *	7/2018	Goding	D6/536
D830,723	S *	10/2018	Goding	D6/536
D834,275	S *	11/2018	Shinn	D32/55
D836,409	S *	12/2018	Silsby	D7/665
D838,119	S *	1/2019	Goding	D6/536
D850,220	S *	6/2019	Lu	D7/665
D851,468	S *	6/2019	Holding	D7/667
D859,926	S *	9/2019	Alba	D7/587
2012/0175484	A1	7/2012	Hao et al.	
2015/0008297	A1	1/2015	Baggs	
2015/0282677	A1	10/2015	Gould	
2016/0097419	A1	4/2016	Huang et al.	

* cited by examiner

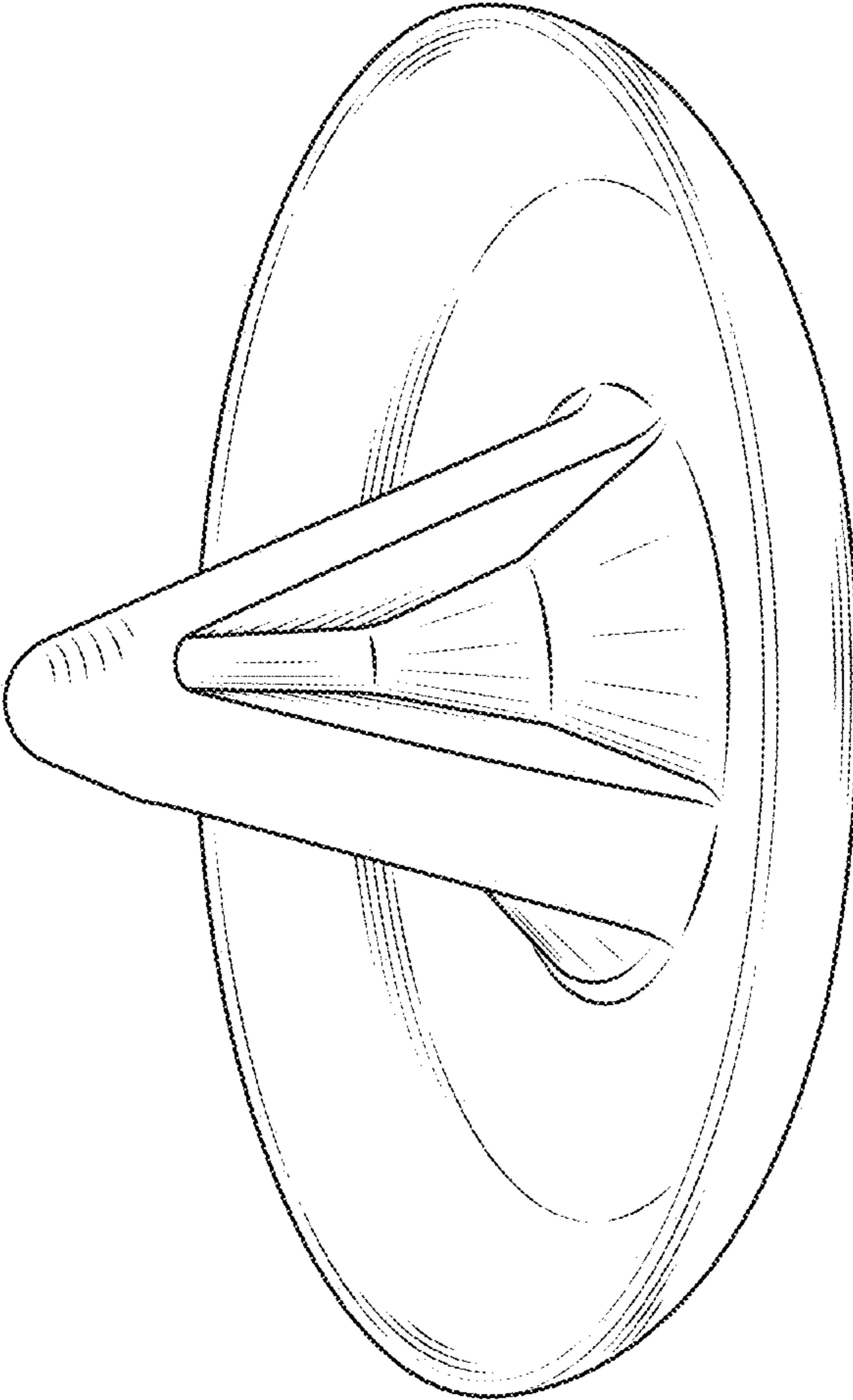


FIG. 1

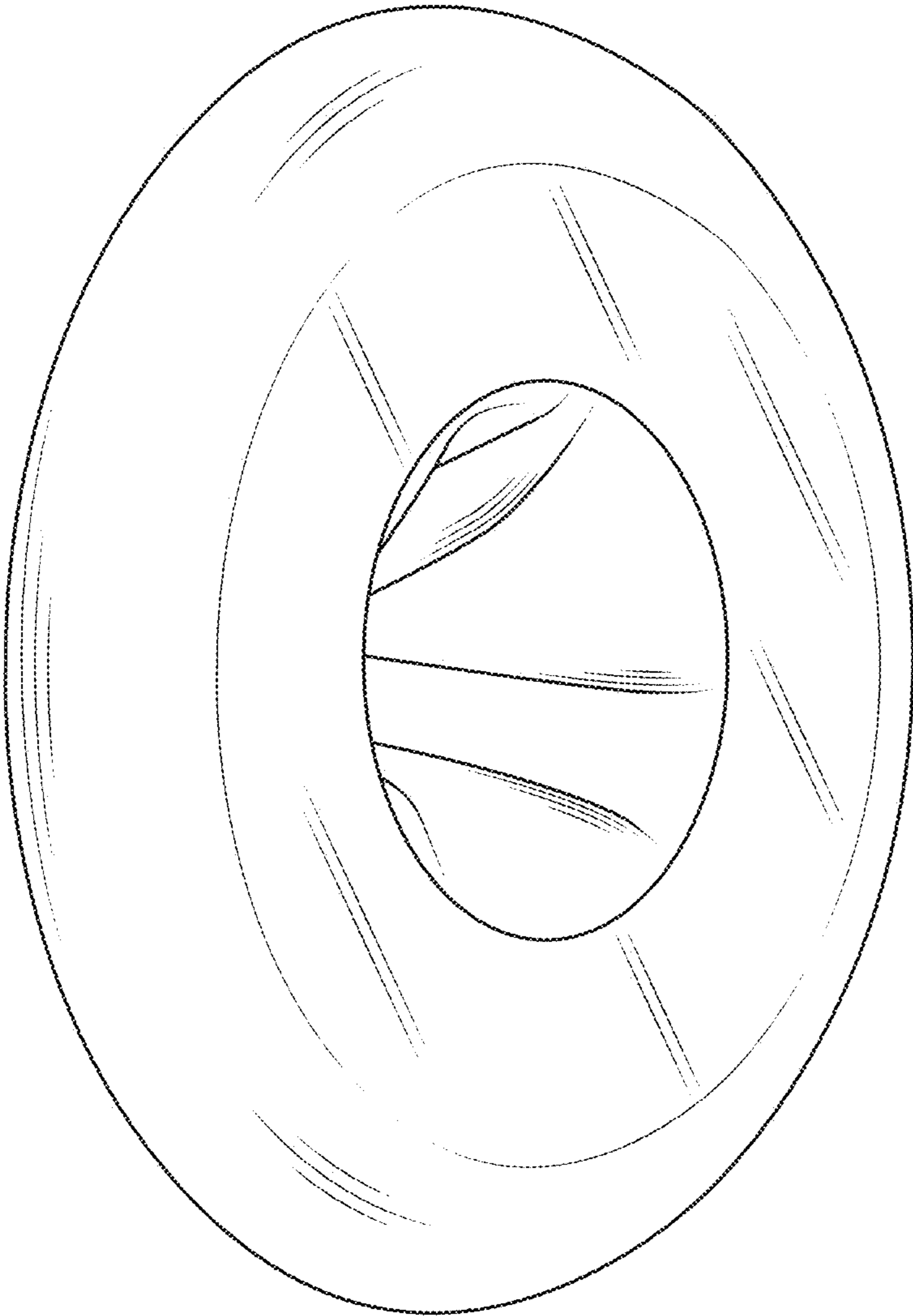


FIG.2

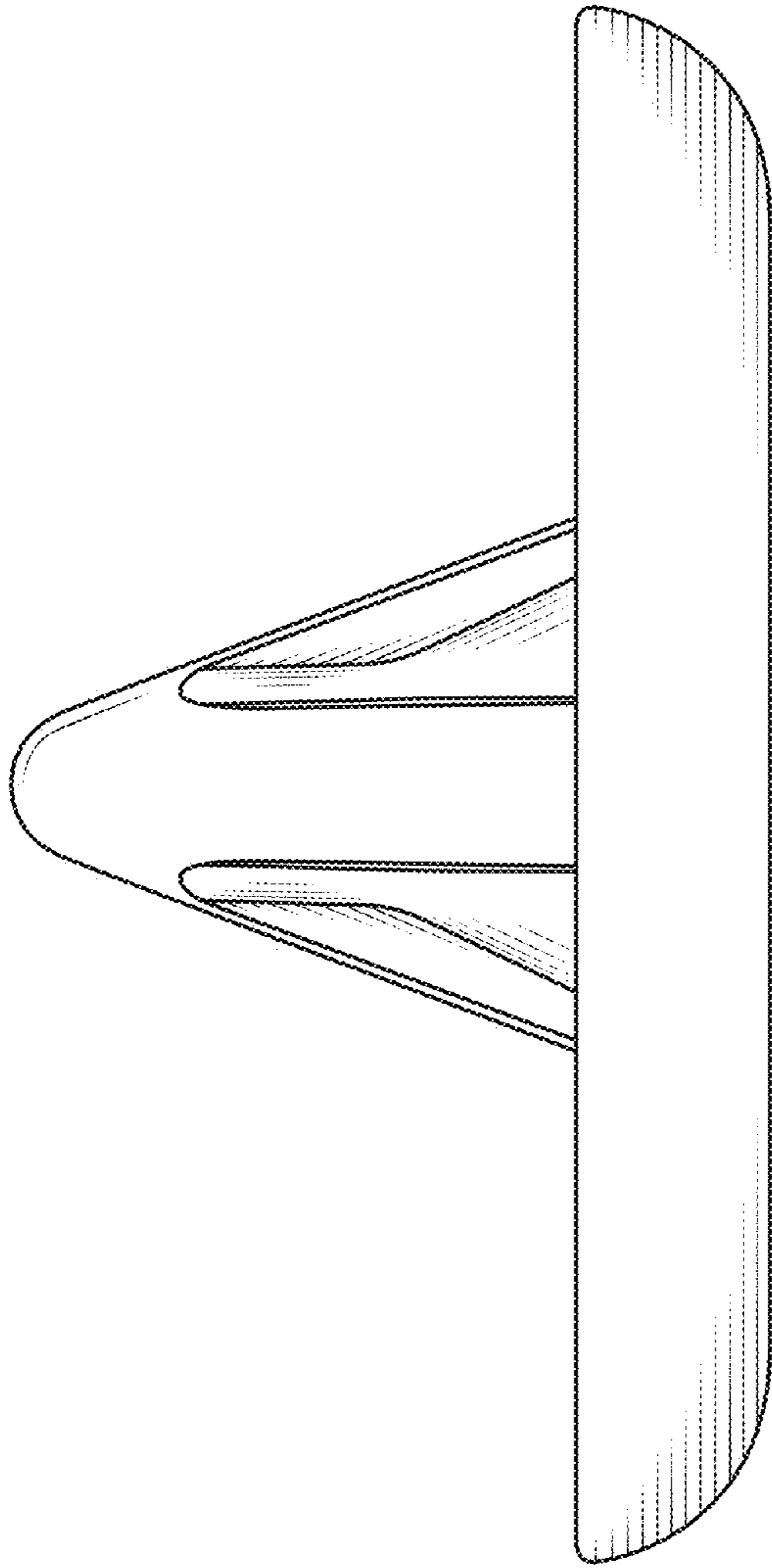


FIG. 3

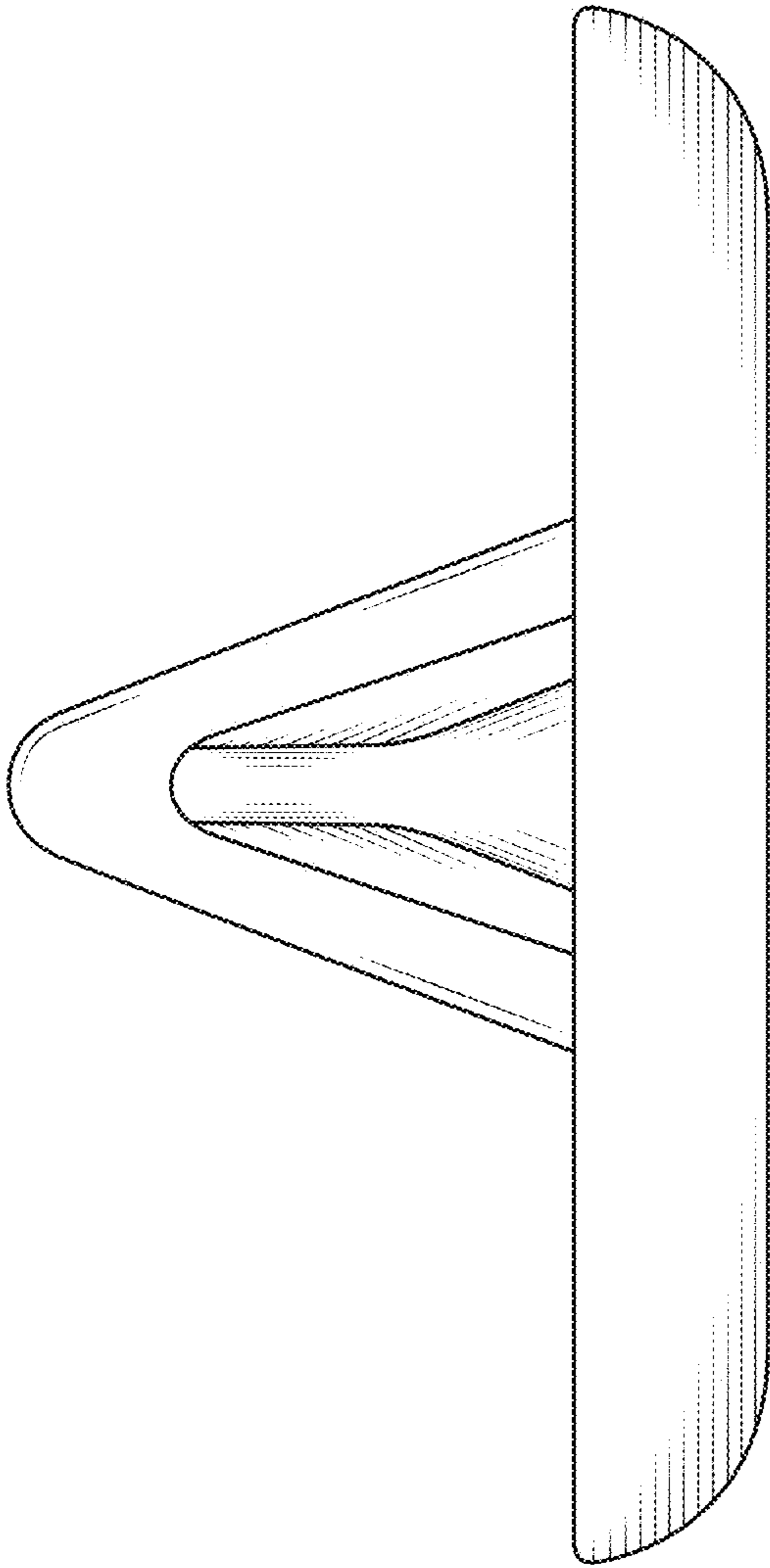


FIG.4



FIG. 5




FIG.6

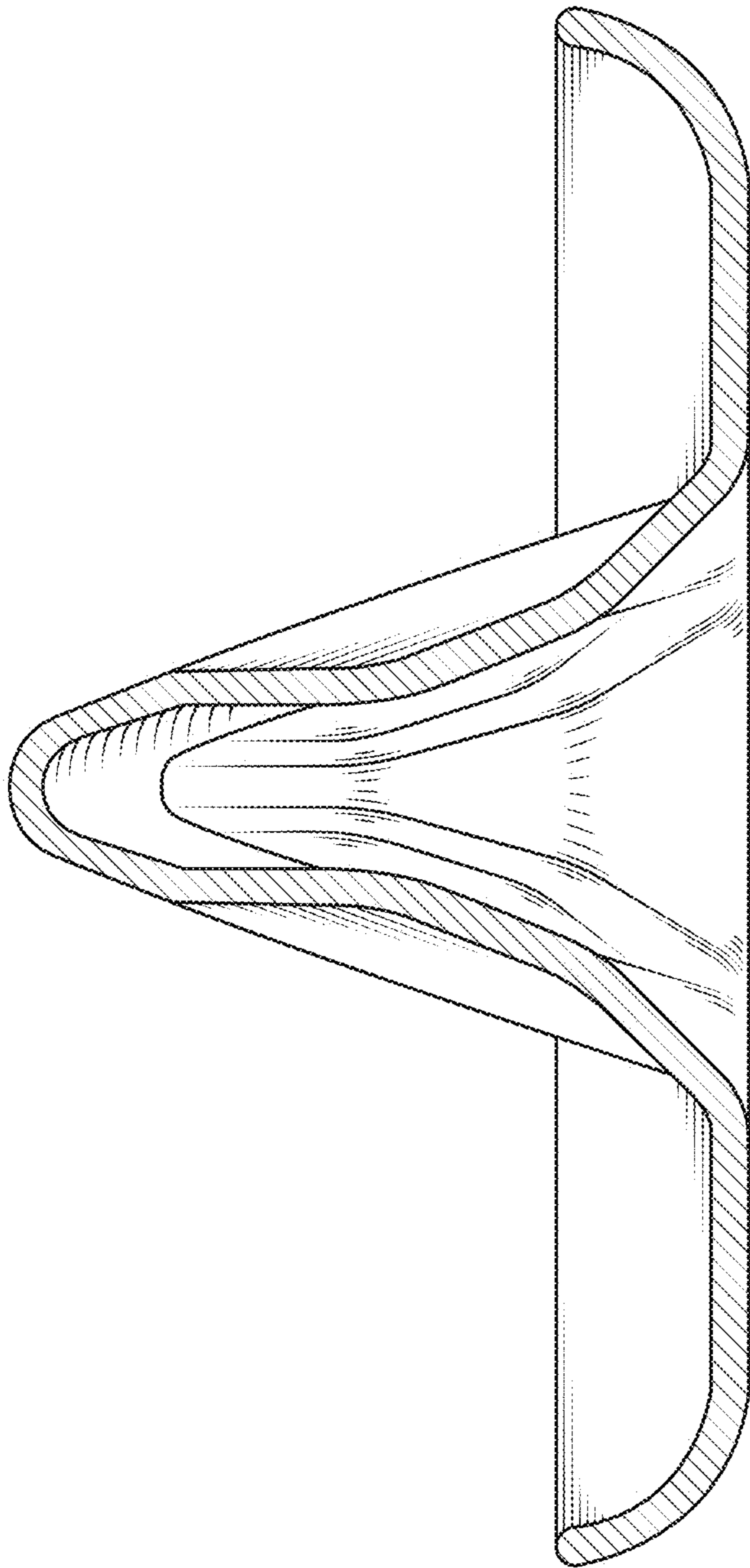


FIG. 7