



US00D878072S

(12) **United States Design Patent**  
**Scott**

(10) **Patent No.:** **US D878,072 S**

(45) **Date of Patent:** **\*\* Mar. 17, 2020**

(54) **BED FRAME**

(71) Applicant: **Robert A. Scott**, Oklahoma City, OK  
(US)

(72) Inventor: **Robert A. Scott**, Oklahoma City, OK  
(US)

(\*\*) Term: **15 Years**

(21) Appl. No.: **29/646,469**

(22) Filed: **May 4, 2018**

(51) **LOC (12) Cl.** ..... **06-02**

(52) **U.S. Cl.**  
USPC ..... **D6/388**; D21/508

(58) **Field of Classification Search**  
USPC ..... D6/382-384, 392, 642, 664, 388, 718.5,  
D6/719.1; D21/508; D25/1  
CPC ..... A47C 17/52; A47C 19/12; A47C 19/22;  
A47D 7/007; A47B 83/00; A01K 1/00;  
A01K 1/0005; A01K 1/0011; A01K  
1/0017

See application file for complete search history.

(56) **References Cited**

**U.S. PATENT DOCUMENTS**

4,726,154	A *	2/1988	Raptis	.....	E04H 5/08 119/436
D340,148	S *	10/1993	Ball	.....	D6/393
D363,845	S *	11/1995	Almborg	.....	D6/388
D564,778	S *	3/2008	Juneau	.....	D6/393
D611,719	S *	3/2010	Everson	.....	A47C 19/20 D6/383
D644,449	S *	9/2011	Clark	.....	D6/393
D711,177	S *	8/2014	Biter	.....	D6/718.22
D719,387	S *	12/2014	Biter	.....	D6/718.22
D775,886	S *	1/2017	Burden	.....	D6/718.21

**OTHER PUBLICATIONS**

Stable Bed, Madison Seabolt via Pinterest, Dec. 28, 2017, site visited Jul. 9, 2019, available online at <https://www.pinterest.com/pin/647392515166278011/> (Year: 2017).\*

Bed for Horse-Loving Child, Paige Cerulli via Wide Open Pets, 2 years ago, site visited Jul. 9, 2017, available online at <https://www.wideopenpets.com/weve-found-perfect-bed-horse-loving-child/> (Year: 2017).\*

\* cited by examiner

*Primary Examiner* — Cathron C Brooks

(74) *Attorney, Agent, or Firm* — Crowe & Dunlevy; Terry L. Watt

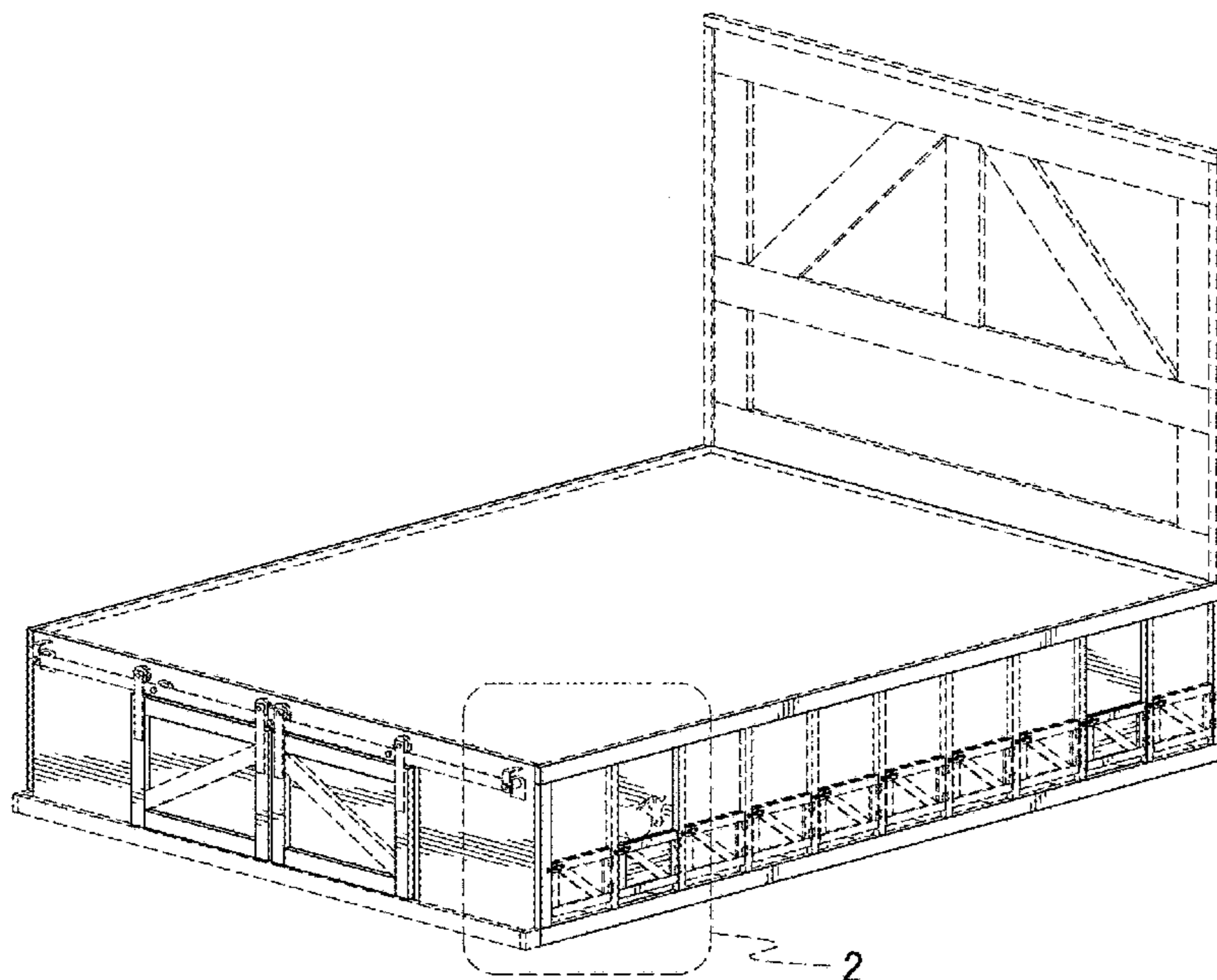
(57) **CLAIM**

I claim the ornamental design for the bed frame, as shown and described.

**DESCRIPTION**

FIG. 1 is front elevational view of a bed frame showing a new design;  
FIG. 2 is a zoomed view of a compartment integral to the bed frame of FIG. 1;  
FIG. 3 is a front plan view of the bed frame of FIG. 1;  
FIG. 4 is a rear plan view of the bed frame of FIG. 1;  
FIG. 5 is left-side plan view of the bed frame of FIG. 1;  
FIG. 6 is a right-side plan view of the bed frame of FIG. 1;  
FIG. 7 is top plan view of the bed frame of FIG. 1; and,  
FIG. 8 is bottom side plan view of the bed frame of FIG. 1.  
The broken line showing of a horse in FIGS. 1 and 2 illustrates environment structure of the claimed design. The remaining broken lines shown in the drawings, with the exception of the drafting indication of the detail view, illustrate portions of the bed frame. None of the broken lines form part of the claimed design.

**1 Claim, 6 Drawing Sheets**



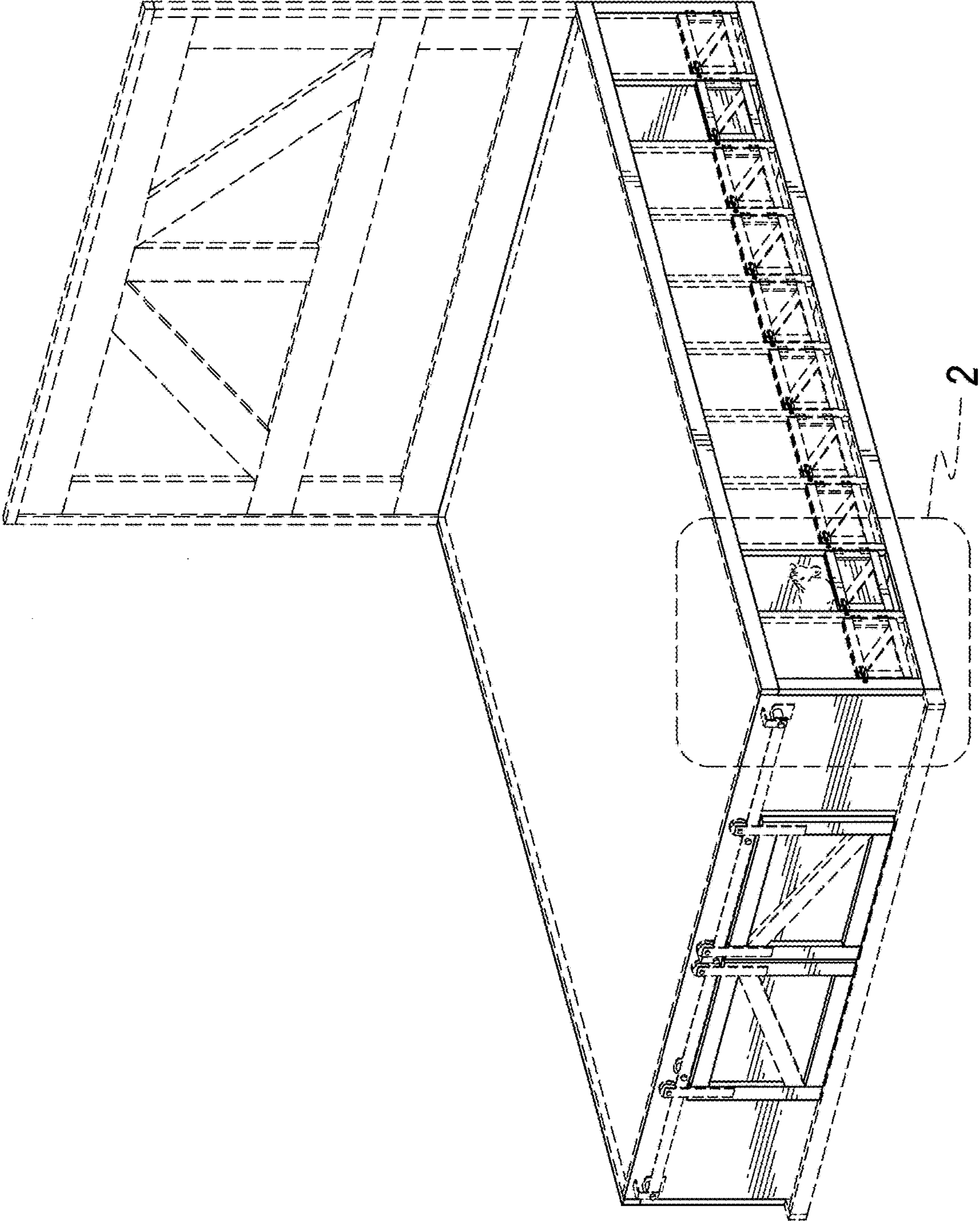


FIG. 1

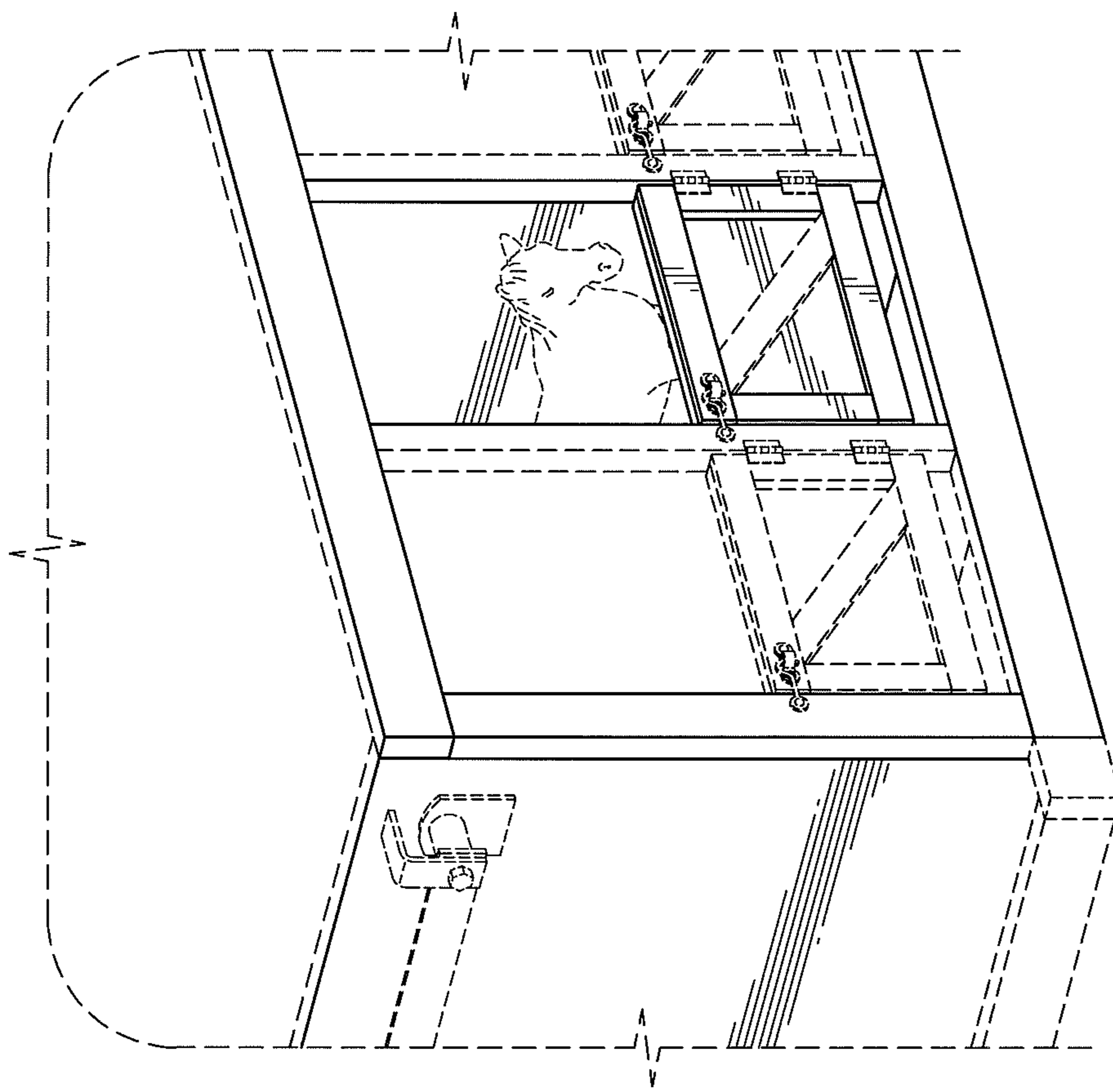


FIG. 2




FIG. 4

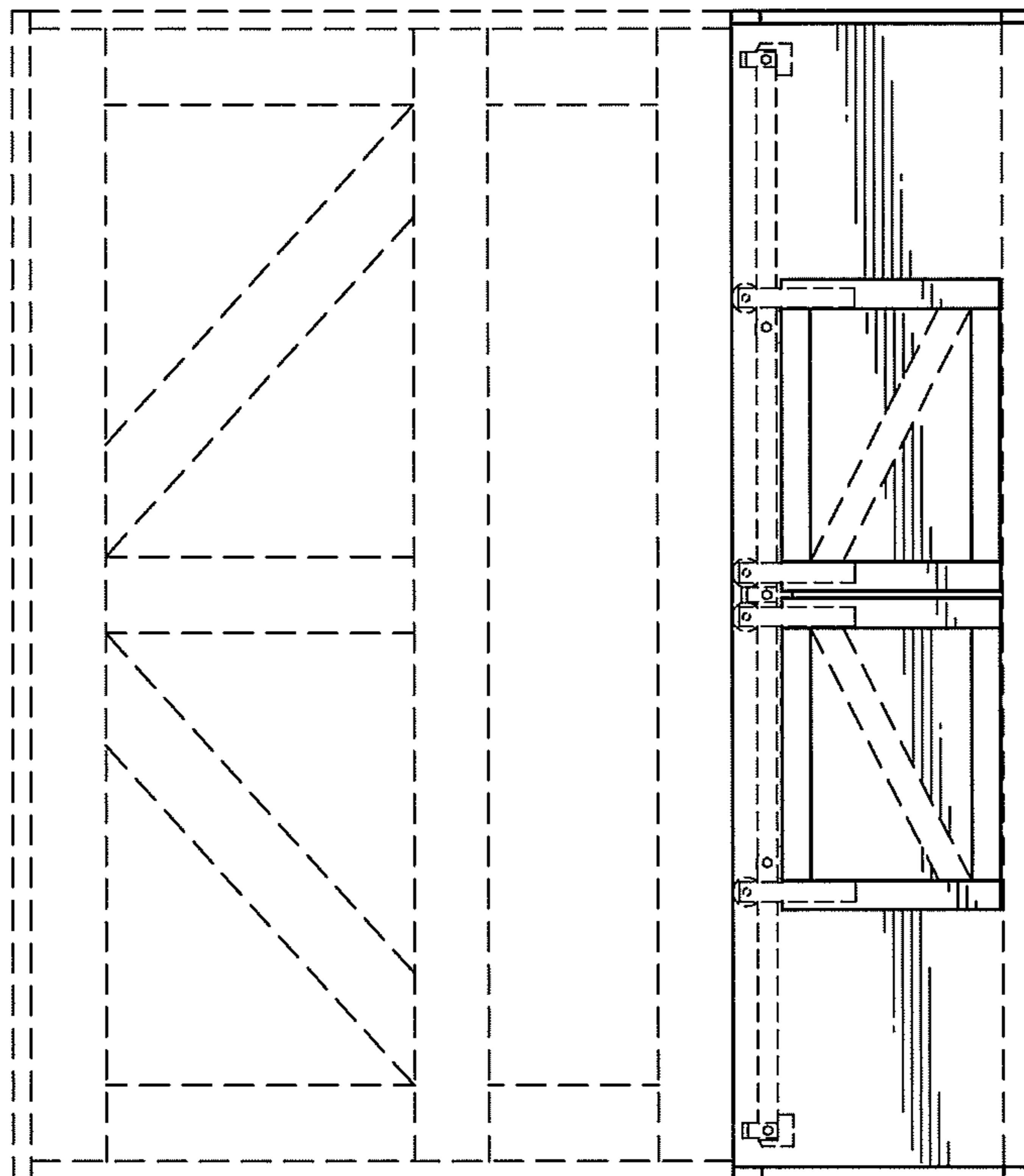
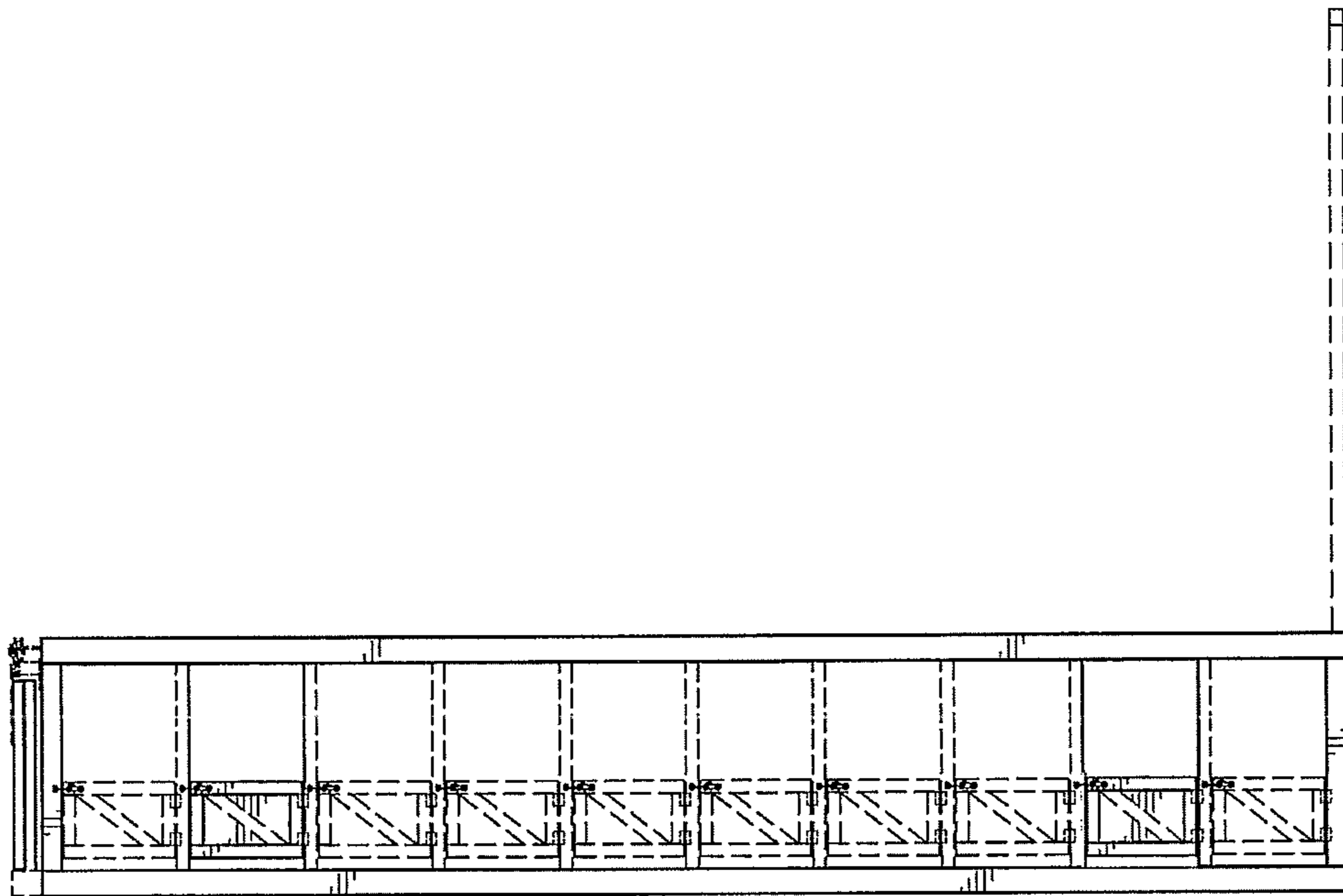
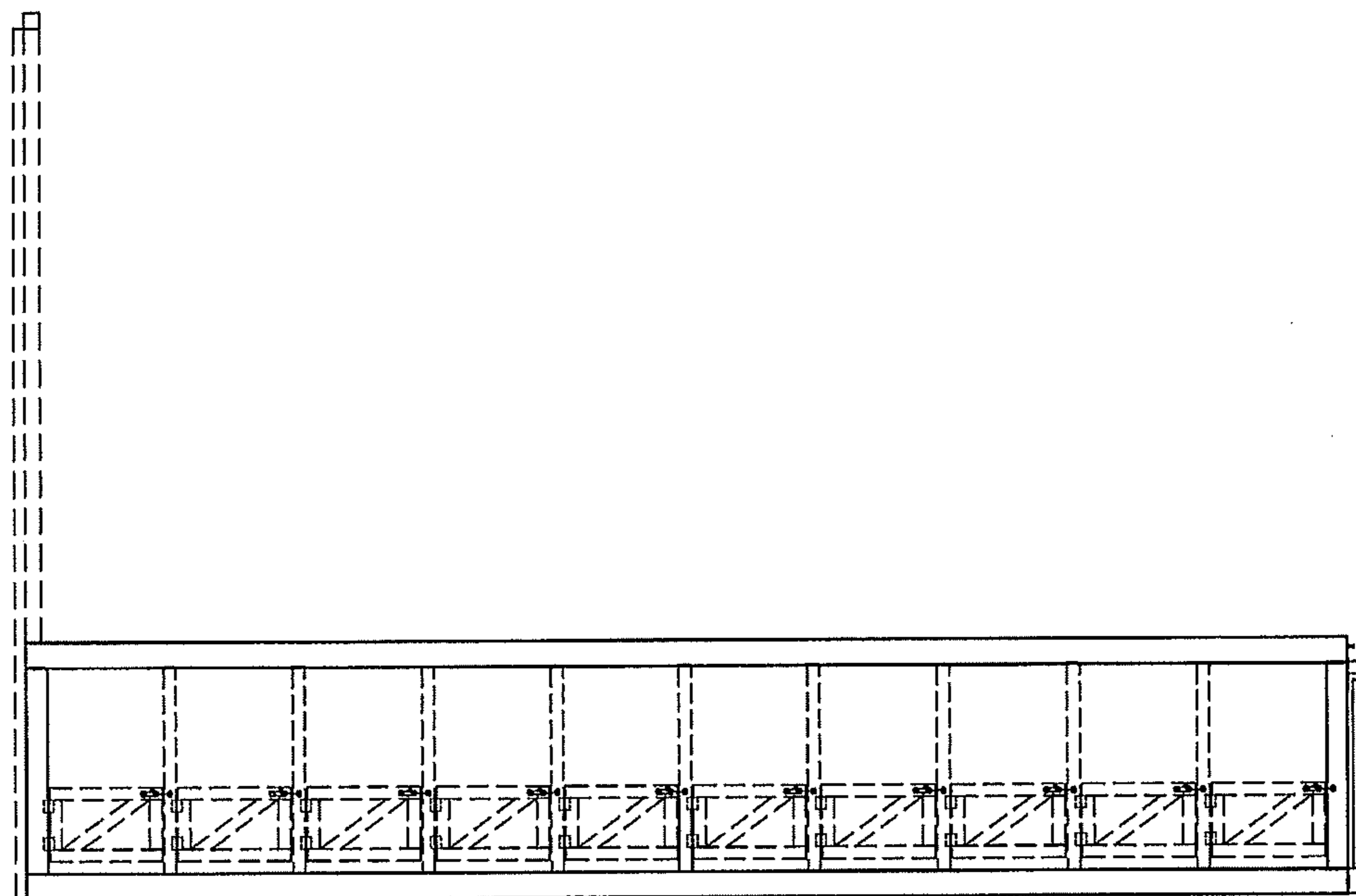


FIG. 3



*FIG. 5*



*FIG. 6*




FIG. 7




FIG. 8