



US00D878060S

(12) **United States Design Patent** (10) **Patent No.:** **US D878,060 S**
Brisbourne (45) **Date of Patent:** **** Mar. 17, 2020**

(54) **TEMPLATE FOR A VEHICLE**
(71) Applicant: **Jaguar Land Rover Limited**, Whitley,
Coventry (GB)
(72) Inventor: **Kim Brisbourne**, Coventry (GB)
(73) Assignee: **Jaguar Land Rover Limited**, Whitley,
Coventry (GB)

(**) Term: **15 Years**

(21) Appl. No.: **29/638,388**

(22) Filed: **Feb. 27, 2018**

(30) **Foreign Application Priority Data**

Sep. 6, 2017 (EM) 004244283

(51) **LOC (12) Cl.** **05-06**

(52) **U.S. Cl.**
USPC **D5/61**

(58) **Field of Classification Search**
USPC D5/4, 7, 43, 47, 53-62, 99; D6/582, 583,
D6/585, 586, 602, 613, 617, 622;
D20/22, 27; D25/138, 152, 153, 156,
D25/157, 163, 106, 103, 111
CPC B44F 3/00; B44F 7/00; D03D 3/00; D03D
9/00; D03D 15/00; D06N 7/00; D21F
1/0027; D21H 5/02; D21H 27/02; F41H
3/02

See application file for complete search history.

(56) **References Cited**

U.S. PATENT DOCUMENTS

375,073 A * 12/1887 Kayser B32B 3/266
428/138
RE20,182 E * 11/1936 Jackson D06N 7/0028
162/134
2,341,951 A * 2/1944 Schuler F41H 3/02
87/4

D178,152 S * 6/1956 Schwartz D5/63
2,821,723 A * 2/1958 Gluck A47G 9/0238
5/501
D183,327 S * 8/1958 Schuss D5/62
3,903,342 A * 9/1975 Roberts, Jr. B31F 1/126
428/153
4,315,963 A * 2/1982 Havens B29C 48/10
428/35.2
4,601,938 A * 7/1986 Deacon A47K 10/16
15/104.93
D346,838 S * 5/1994 Noval D21/705
D397,777 S * 9/1998 Mack, Jr. D23/351
6,054,202 A * 4/2000 Takeuchi A47L 13/16
428/167
6,129,801 A * 10/2000 Benson D04H 1/54
156/229
6,345,467 B1 * 2/2002 Weder A47G 7/085
206/423
6,562,740 B1 * 5/2003 Todt B65D 81/03
428/198
6,618,881 B2 * 9/2003 Hart A47G 9/0207
5/482
6,851,126 B1 * 2/2005 Humphreys A41D 13/00
2/243.1
D527,564 S * 9/2006 Contreras D6/606
(Continued)

Primary Examiner — Karen S Acker
(74) *Attorney, Agent, or Firm* — Wood Herron & Evans
LLP


(57) **CLAIM**

The ornamental design for a template tool for a vehicle, as shown and described.

DESCRIPTION

The FIGURE is a plan view of a template tool for a vehicle of the present invention.
The broken line in the FIGURE forms no part of the claimed invention, but is instead included to show a boundary thereof.

1 Claim, 1 Drawing Sheet




(56)

References Cited

U.S. PATENT DOCUMENTS

D652,634 S * 1/2012 Leimbach D5/60
9,168,720 B2 * 10/2015 Westwood B32B 5/12
9,483,149 B2 * 11/2016 Iwami G06F 3/044
9,924,618 B2 * 3/2018 Kuriki H05K 9/00
9,996,177 B2 * 6/2018 Iwami G06F 3/044
2004/0043183 A1 * 3/2004 Thrasher A47G 27/0243
428/85
2006/0097650 A1 * 5/2006 Kim H01J 11/12
315/169.4
2007/0190860 A1 * 8/2007 Park H05K 9/0054
439/620.06
2009/0098339 A1 * 4/2009 Marceau B44C 1/22
428/151
2011/0220005 A1 * 9/2011 Comfort G09F 17/00
116/173
2012/0107568 A1 * 5/2012 Manifold D21F 11/006
428/169
2013/0107387 A1 * 5/2013 Ju H01J 11/12
359/885
2014/0098307 A1 * 4/2014 Iwami B32B 15/02
349/12
2014/0206248 A1 * 7/2014 Vito B32B 5/022
442/2
2015/0015980 A1 * 1/2015 Iwami H05K 9/0096
359/893
2016/0244899 A1 * 8/2016 Minamide D04H 1/488
2018/0050817 A1 * 2/2018 Le B64D 45/02
2018/0195213 A1 * 7/2018 Tibbits D03D 15/00
2018/0204765 A1 * 7/2018 Song H01L 27/0207
2018/0335892 A1 * 11/2018 Lakshmireddy G06F 3/0421
2019/0008687 A1 * 1/2019 Ishiura B32B 5/24

* cited by examiner



UNITED STATES PATENT AND TRADEMARK OFFICE
CERTIFICATE OF CORRECTION

PATENT NO. : D878,060 S
APPLICATION NO. : 29/638388
DATED : March 17, 2020
INVENTOR(S) : Kim Brisbane

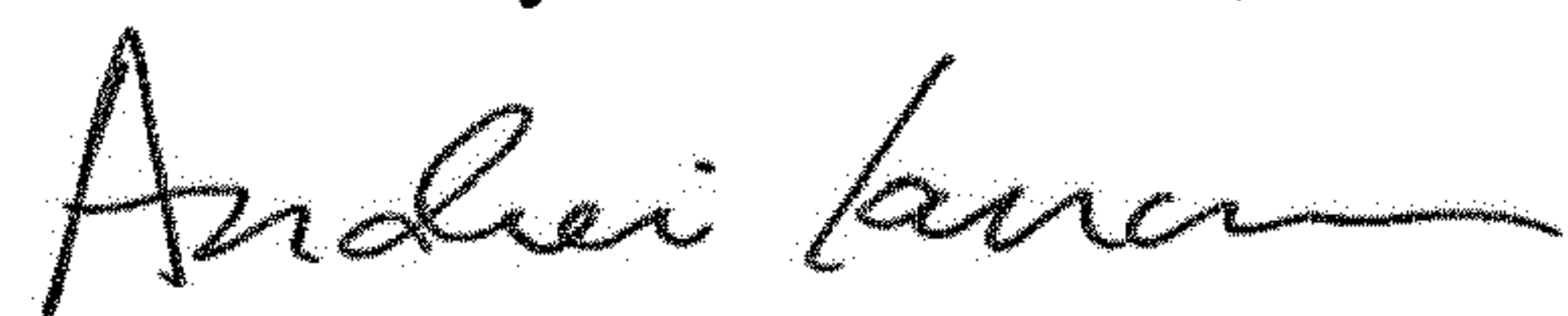
Page 1 of 1

It is certified that error appears in the above-identified patent and that said Letters Patent is hereby corrected as shown below:

On the Title Page

Item (54) "TEMPLATE FOR A VEHICLE" should read --- TEMPLATE TOOL FOR A
VEHICLE ---.

Signed and Sealed this
Tenth Day of November, 2020



Andrei Iancu
Director of the United States Patent and Trademark Office