



US00D878049S

(12) **United States Design Patent**  
**Knight**

(10) **Patent No.:** **US D878,049 S**

(45) **Date of Patent:** **\*\* Mar. 17, 2020**

(54) **RETAIL BATHROOM/FITTING ROOM  
MOBILE PHONE HOLDER**

(71) Applicant: **Natascha Nadine Knight**, Suffolk, VA  
(US)

(72) Inventor: **Natascha Nadine Knight**, Suffolk, VA  
(US)

(73) Assignee: **Natascha Nadine Knight**, Suffolk, VA  
(US)

(\*\*) Term: **15 Years**

(21) Appl. No.: **29/616,870**

(22) Filed: **Sep. 20, 2017**

(51) **LOC (12) Cl.** ..... **06-06**

(52) **U.S. Cl.**  
USPC ..... **D3/304**

(58) **Field of Classification Search**  
USPC ..... D6/553; D9/415, 419, 420-425, 428,  
D9/429-435, 535, 560, 707-710, 719,  
D9/734; D3/203.2, 272, 273, 294, 298,  
D3/302-304; D7/538-542, 601, 602,  
D7/629; D19/90; 455/575.9

CPC ..... B29L 2031/7162; B29L 2031/7164; B29L  
2031/7166; B65D 1/22; B65D 1/34;  
B65D 5/00; B65D 5/002; B65D 5/0025;  
B65D 5/067-069; B65D 5/20; B65D  
5/24; B65D 5/42; B65D 5/46; B65D  
5/64; B65D 5/72; B65D 5/74; B65D  
21/00; B65D 43/162; B65D 81/02; B65D  
81/3813; B65D 71/12; B65D 71/40;  
B65D 71/46

See application file for complete search history.

(56) **References Cited**

U.S. PATENT DOCUMENTS

D321,446 S *	11/1991	Liptak .....	D19/90
D410,495 S *	6/1999	Wear .....	D19/75
D419,350 S *	1/2000	Baron .....	D6/553
D606,348 S *	12/2009	White .....	D6/553
D643,659 S *	8/2011	Choi .....	D6/553
D727,143 S *	4/2015	Gomez .....	D14/251
D816,891 S *	5/2018	Sonneman .....	D26/118
D834,347 S *	11/2018	Logan, Jr. ....	D6/518
D838,107 S *	1/2019	Daly .....	D3/304
2015/0065211 A1 *	3/2015	Won .....	B60R 11/02 455/575.9

\* cited by examiner

*Primary Examiner* — Wan Laymon  
*Assistant Examiner* — Mark Booker

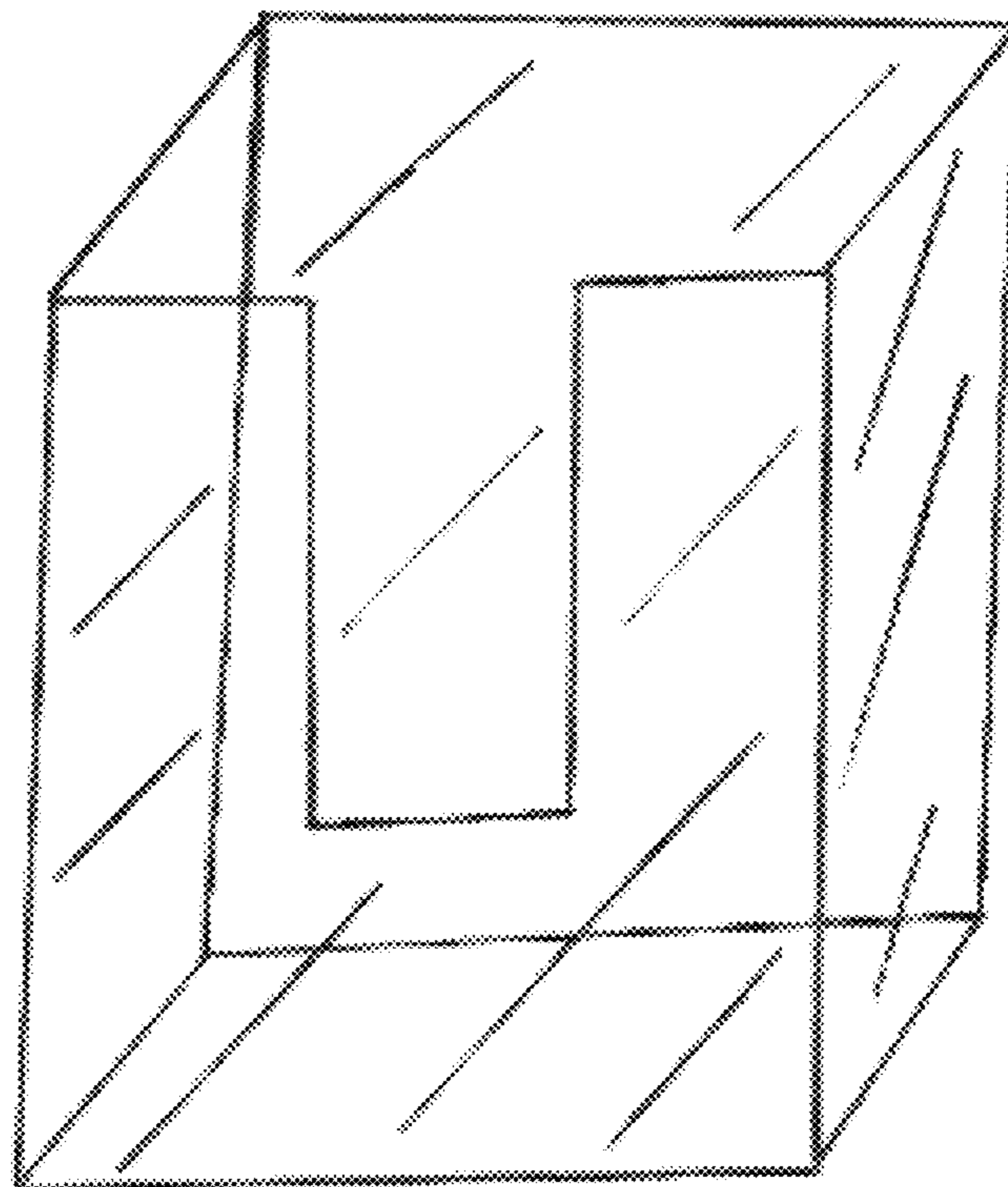
(57) **CLAIM**

The ornamental design for a retail bathroom/fitting room mobile phone holder, as shown and described.

**DESCRIPTION**

FIG. 1 is a front perspective view of a retail bathroom/fitting room mobile phone holder;  
FIG. 2 is a right perspective view thereof;  
FIG. 3 is a left perspective view thereof;  
FIG. 4 is a top perspective view thereof; and,  
FIG. 5 is a bottom perspective view thereof.

**1 Claim, 1 Drawing Sheet**



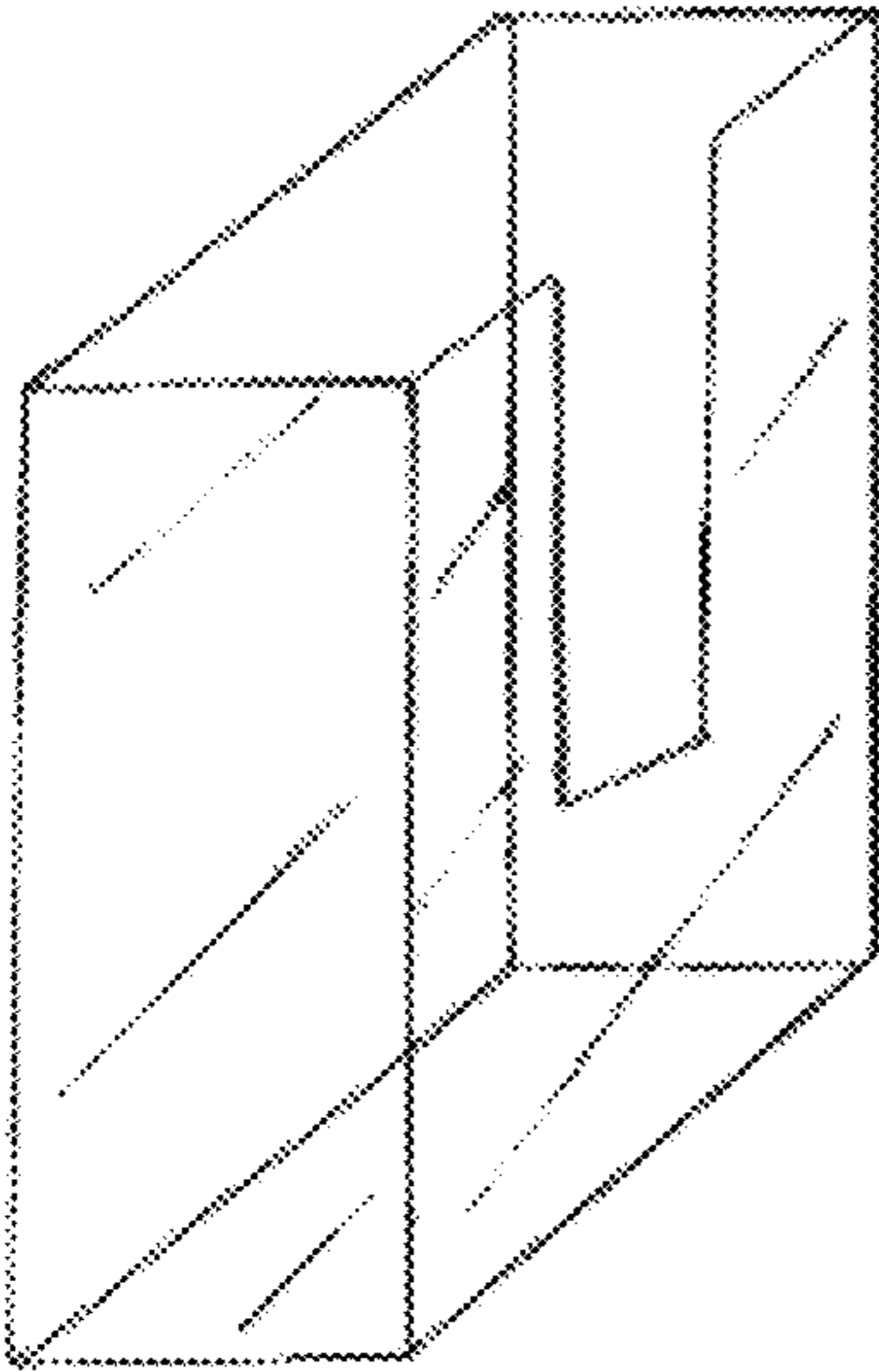


FIG. 3

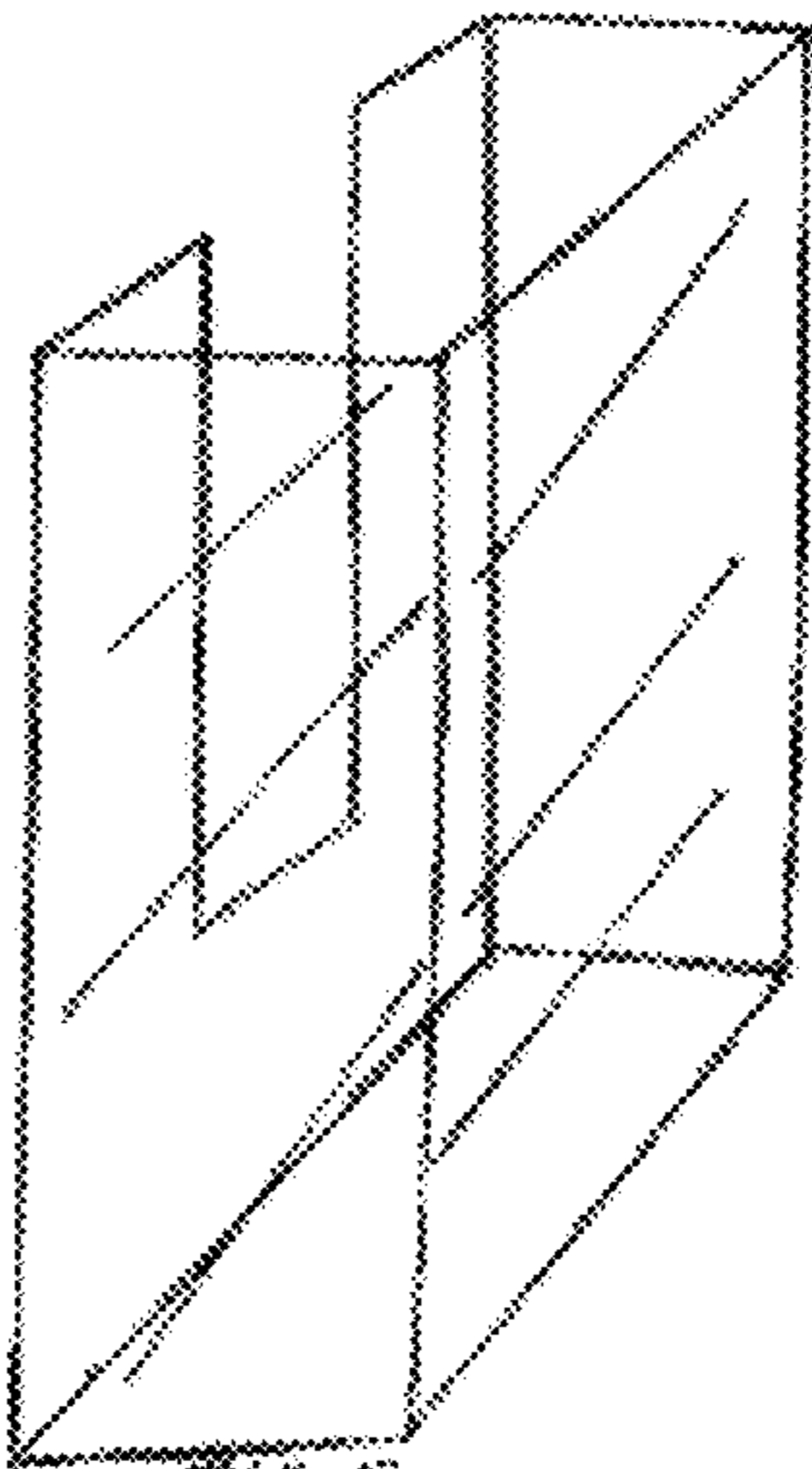


FIG. 2

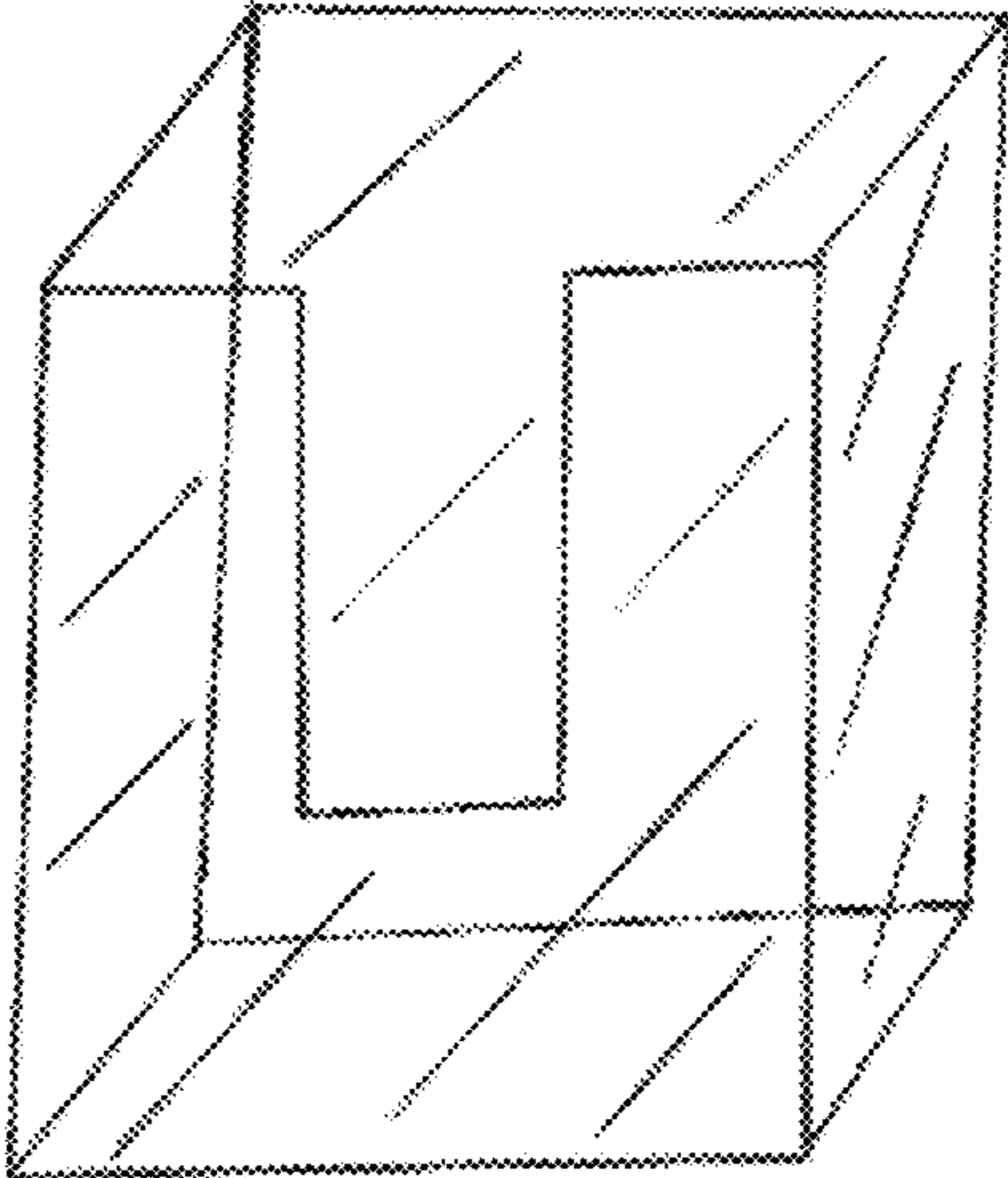


FIG. 1

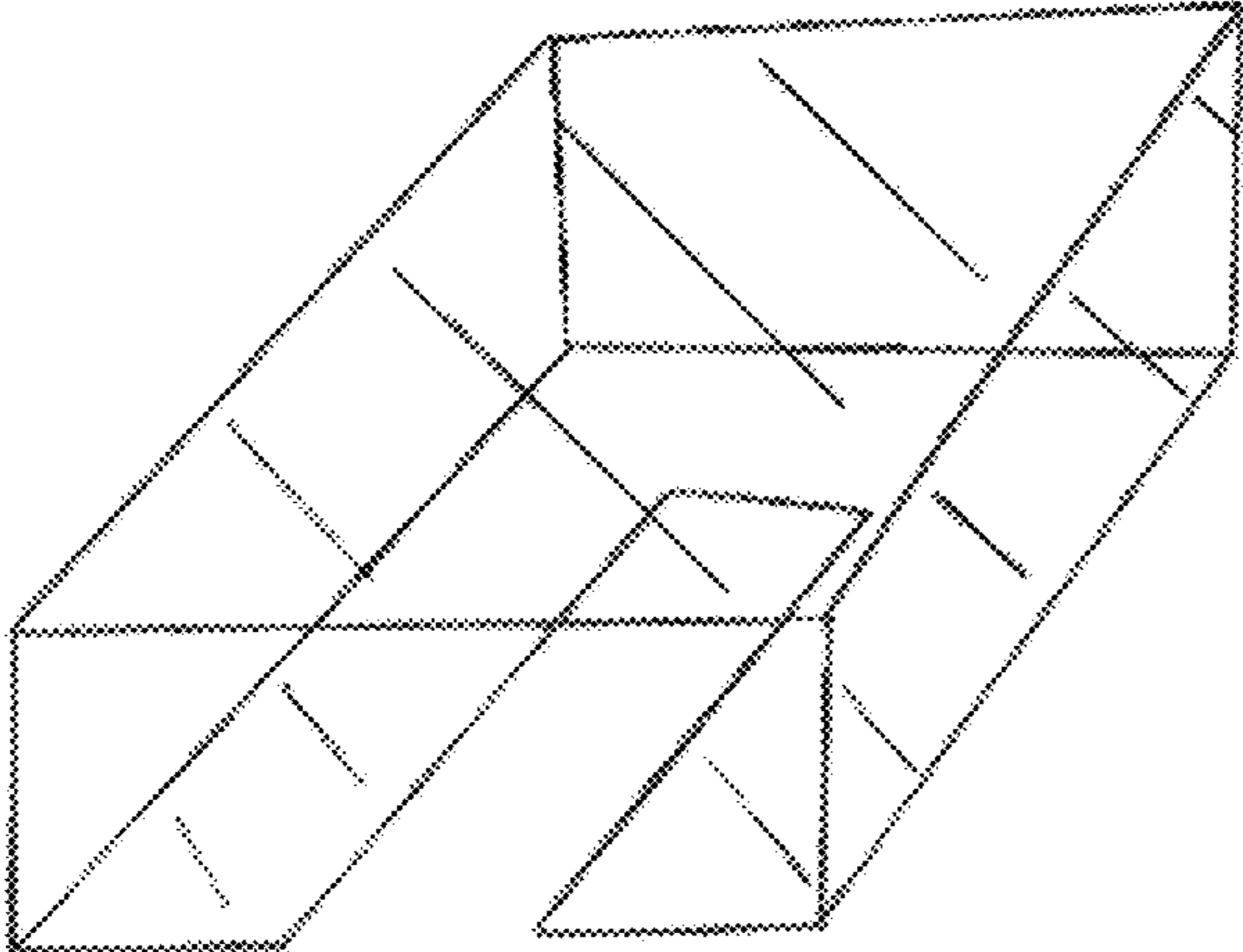


FIG. 4

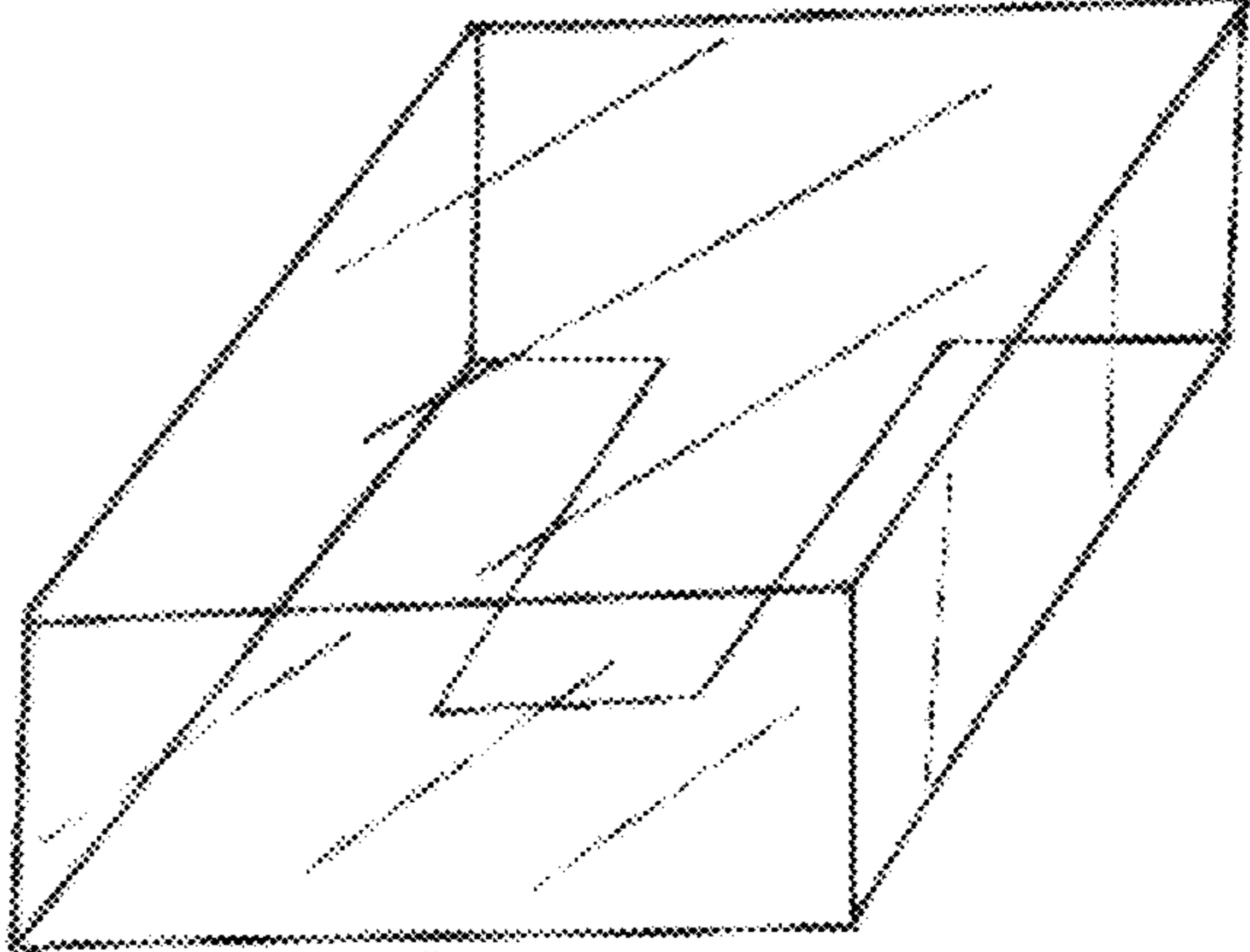


FIG. 5