



US00D878046S

(12) **United States Design Patent** (10) **Patent No.:** **US D878,046 S**
Wu (45) **Date of Patent:** **** Mar. 17, 2020**

(54) **SOFT SIDED LUGGAGE**
(71) Applicant: **TUMI, INC.**, Edison, NJ (US)
(72) Inventor: **Peter C. Wu**, Sunnyside, NY (US)
(73) Assignee: **TUMI, INC.**, Edison, NJ (US)
(**) Term: **15 Years**
(21) Appl. No.: **29/607,133**
(22) Filed: **Jun. 9, 2017**
(51) **LOC (12) Cl.** **03-01**
(52) **U.S. Cl.**
USPC **D3/279**
(58) **Field of Classification Search**
USPC D3/269, 272, 273, 274, 276, 277, 279,
D3/280, 281, 283, 284, 285, 289, 302,
D3/900, 902, 904, 271.2, 301
CPC A45C 5/00; A45C 5/03; A45C 2005/032;
A45C 5/08; A45C 5/14
See application file for complete search history.

(56) **References Cited**
U.S. PATENT DOCUMENTS
5,676,223 A 10/1997 Cunningham
6,076,641 A 6/2000 Kinzer et al.
D456,993 S * 5/2002 Lin D3/276
D492,110 S 6/2004 Van Himbeeck et al.
D517,804 S 3/2006 Davenport et al.
D541,530 S 5/2007 Sijmons
D590,154 S * 4/2009 Hopwood D3/279
D597,309 S 8/2009 Jongchul
7,900,758 B2 3/2011 King et al.
D640,054 S * 6/2011 Custer D3/274
D640,868 S * 7/2011 Jongchul D3/279
D643,215 S 8/2011 Lin
D665,999 S * 8/2012 Gifford D3/279
D679,090 S 4/2013 Du
D683,539 S * 6/2013 Jobert D3/279
D710,610 S 8/2014 Sijmons et al.

D727,621 S 4/2015 Lai
D728,933 S * 5/2015 Sanz D3/279
D748,918 S * 2/2016 Majeau D3/216
D762,383 S 8/2016 Sanz
D774,758 S * 12/2016 Hopwood D3/279
D780,451 S 3/2017 Wu
D809,294 S * 2/2018 Tong D3/279
D821,097 S * 6/2018 Burton D3/289
2005/0121275 A1 * 6/2005 Platte, III A45C 5/065
190/103
2011/0186396 A1 8/2011 Sheikh
2013/0140119 A1 * 6/2013 Hogan A45C 7/0022
190/103

OTHER PUBLICATIONS

Tumi, "International Expandable Carry-On", first reviewed Apr. 24, 2018. (<https://www.tumi.com/p/international-expandable-carry-on-01038381621>).*

(Continued)

Primary Examiner — April Rivas
(74) *Attorney, Agent, or Firm* — Lando & Anastasi, LLP

(57) **CLAIM**

The ornamental design for a soft sided luggage, as shown and described.

DESCRIPTION

FIG. 1 is a front perspective view of a soft sided luggage; FIG. 2 is a front view of a soft sided luggage; FIG. 3 is a rear view of a soft sided luggage; FIG. 4 is a left side view of a soft sided luggage; FIG. 5 is a right side view of a soft sided luggage; FIG. 6 is a top view of a soft sided luggage; and, FIG. 7 is a bottom view of a soft sided luggage. The broken lines and the unshaded areas within illustrate portions of the soft sided luggage and form no part of the claimed design.

1 Claim, 7 Drawing Sheets



(56)

References Cited

OTHER PUBLICATIONS

Requirement for Restriction/Election in U.S. Appl. No. 29/607,128
dated Jul. 26, 2018.

Requirement for Restriction/Election in U.S. Appl. No. 29/607,127
dated Jul. 26, 2018.

* cited by examiner



FIG. 1

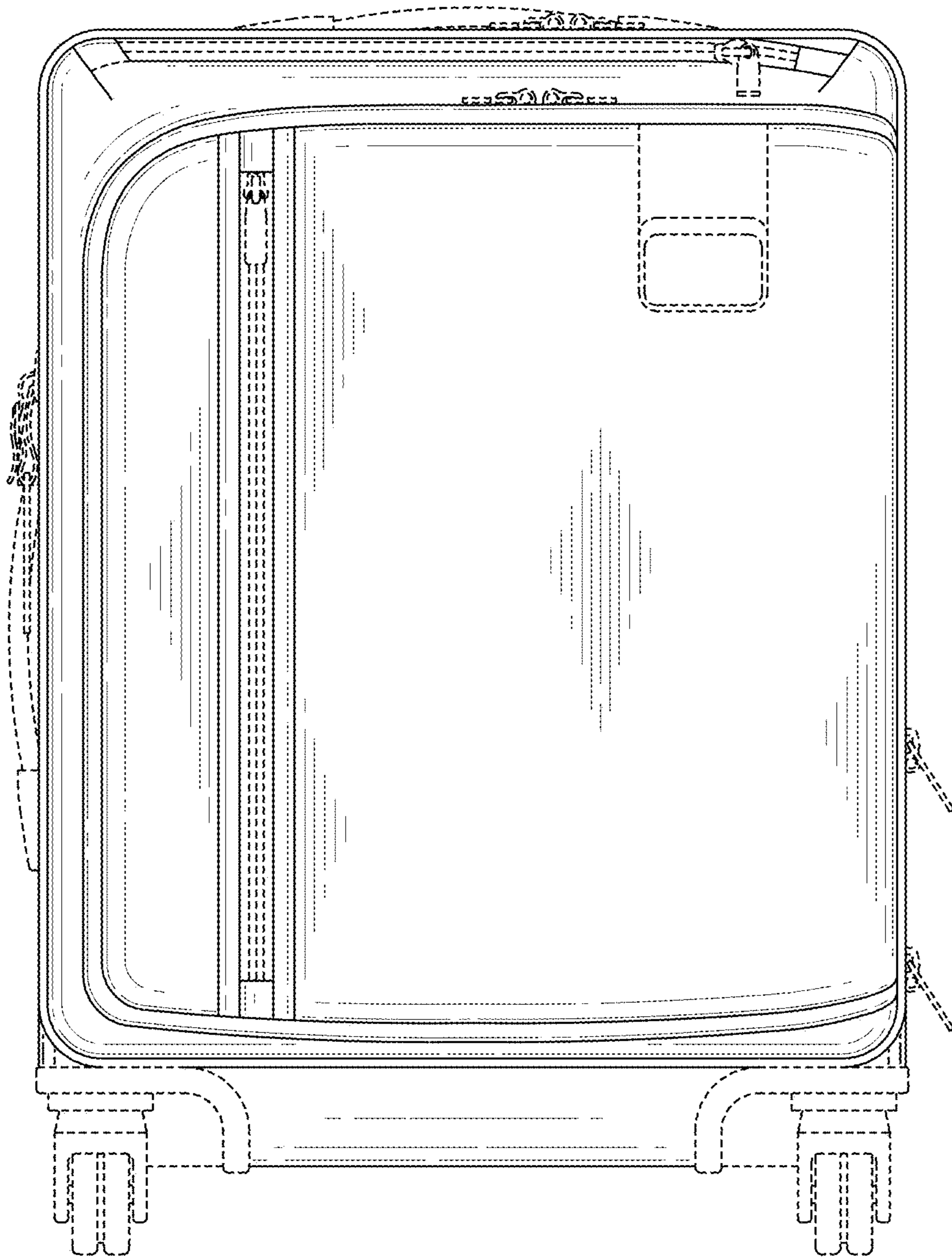


FIG. 2

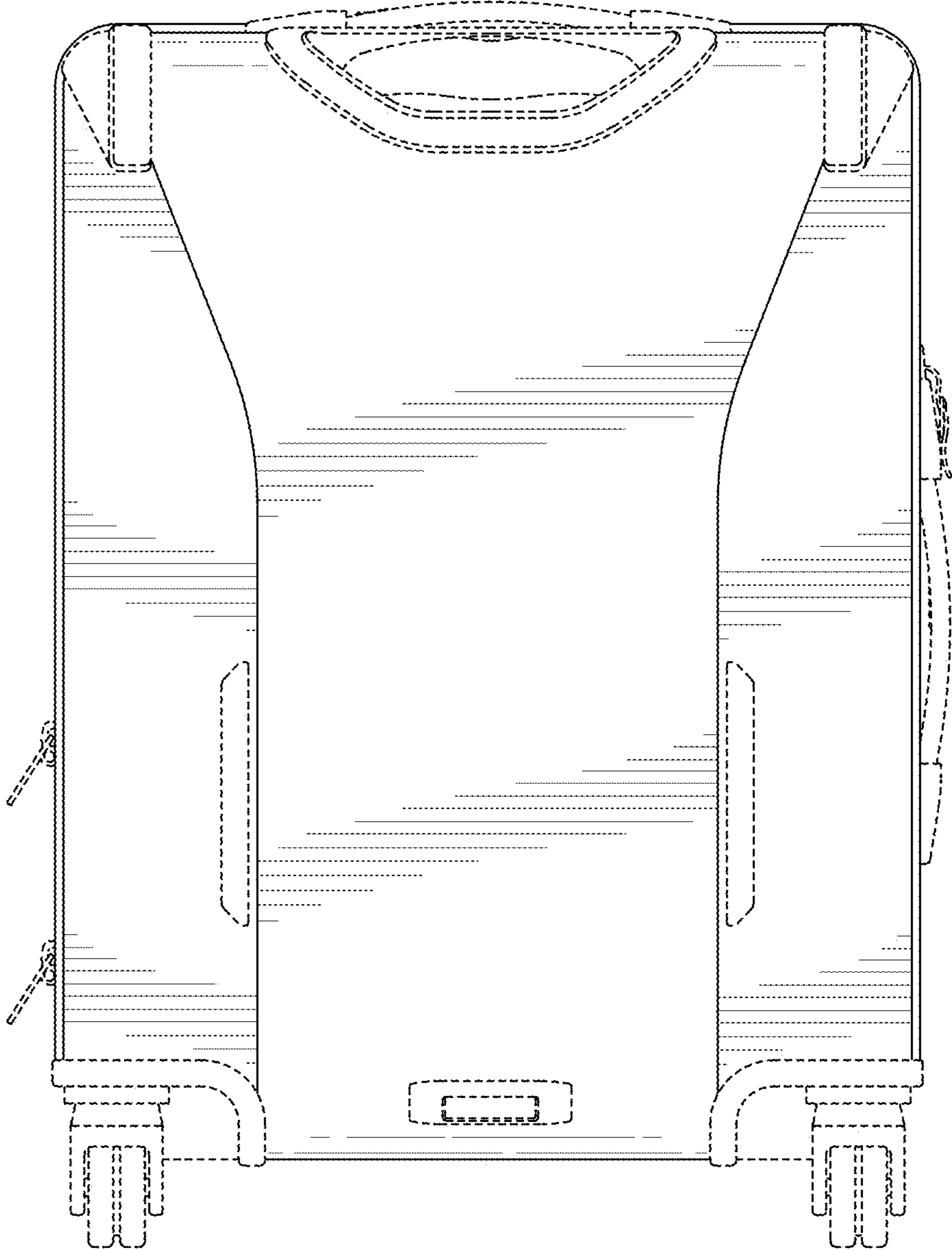


FIG. 3

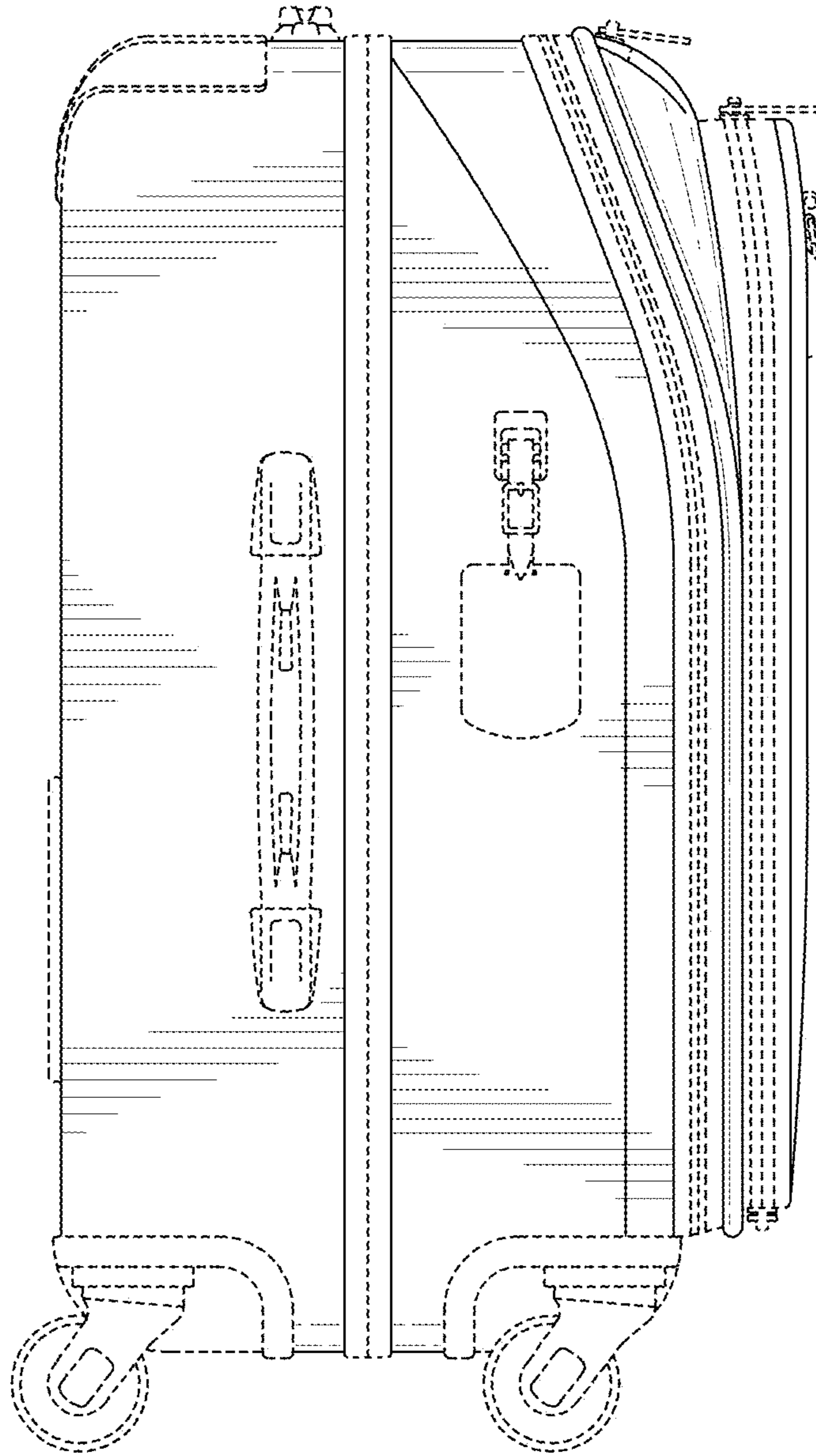


FIG. 4

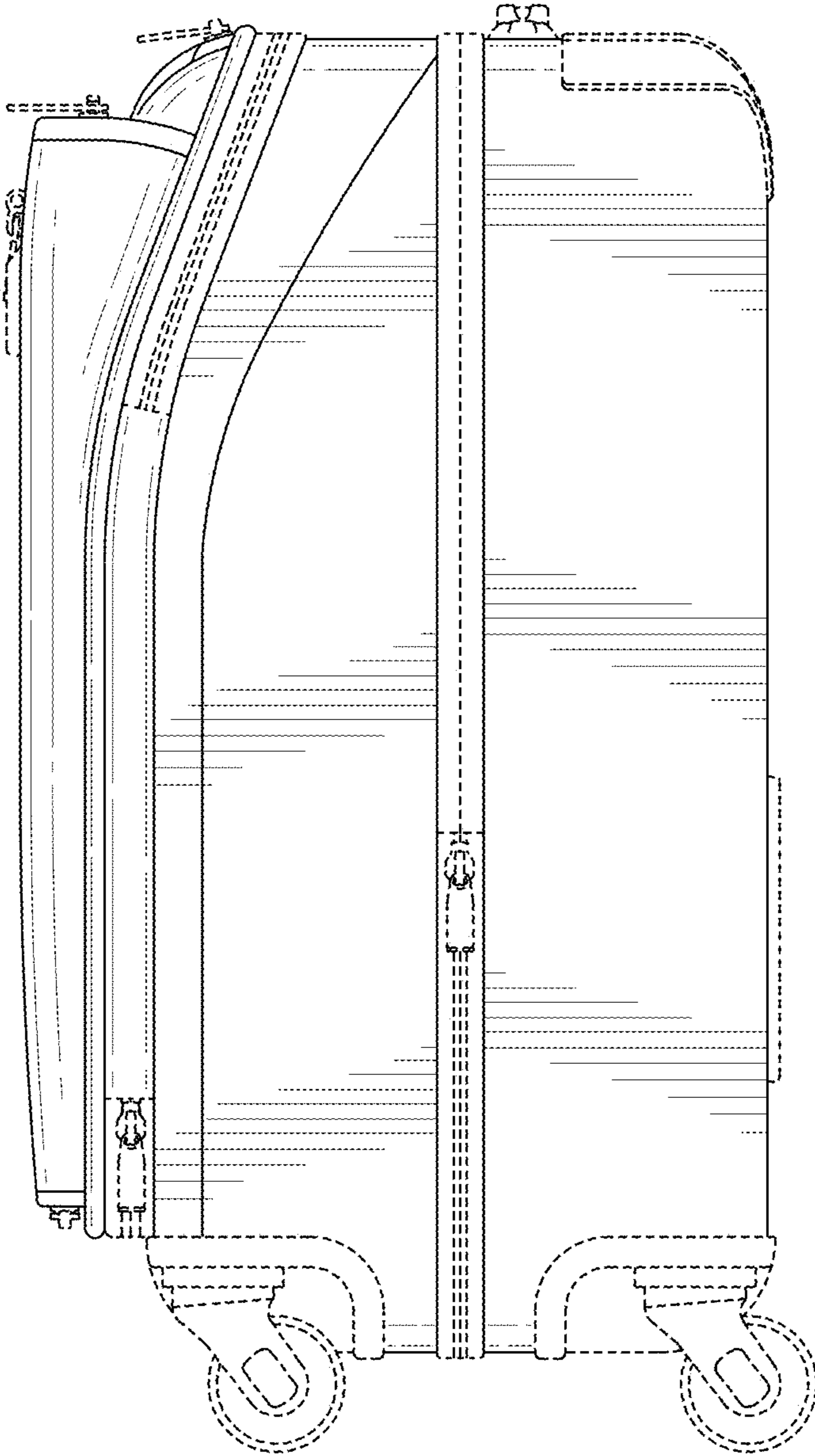


FIG. 5

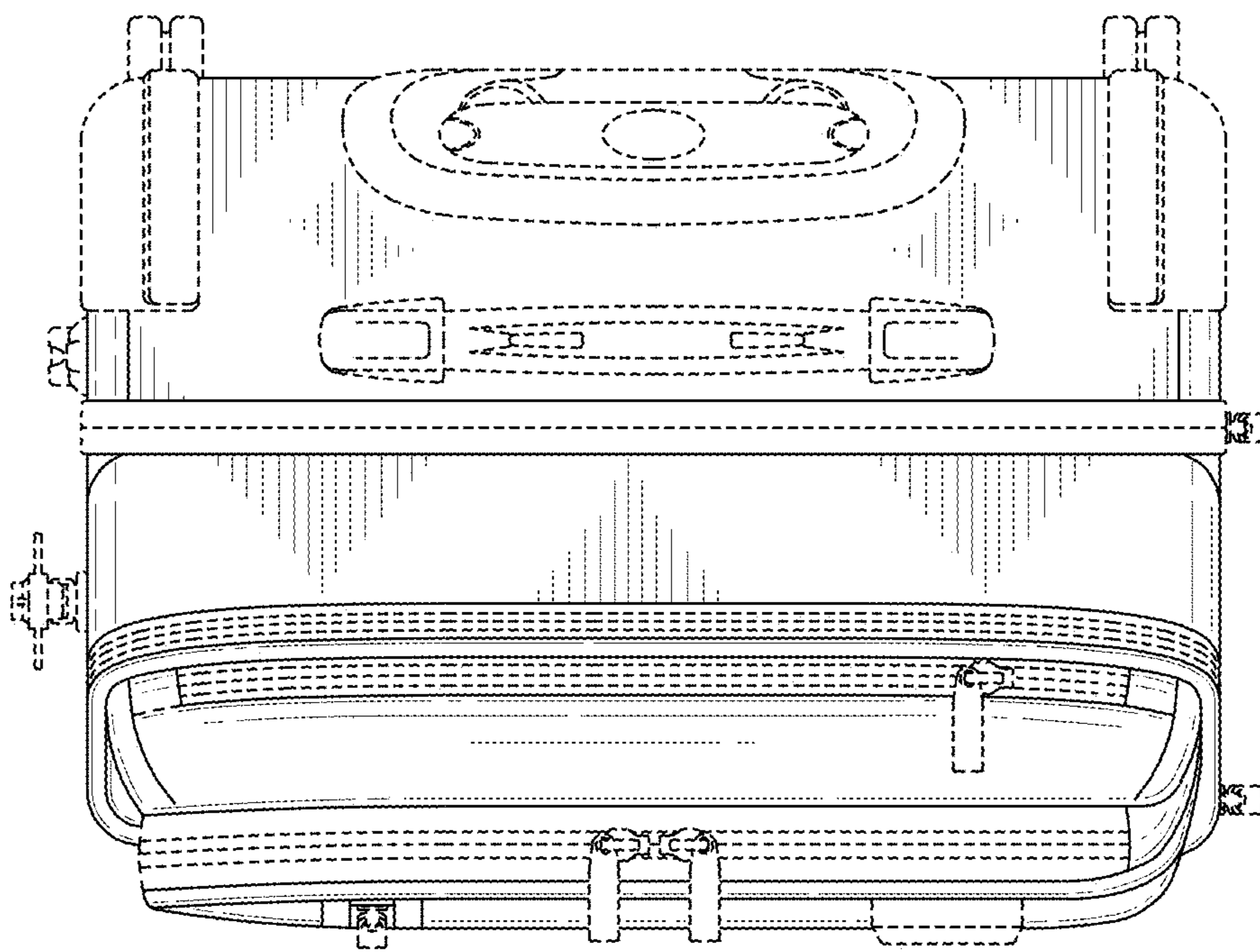


FIG. 6

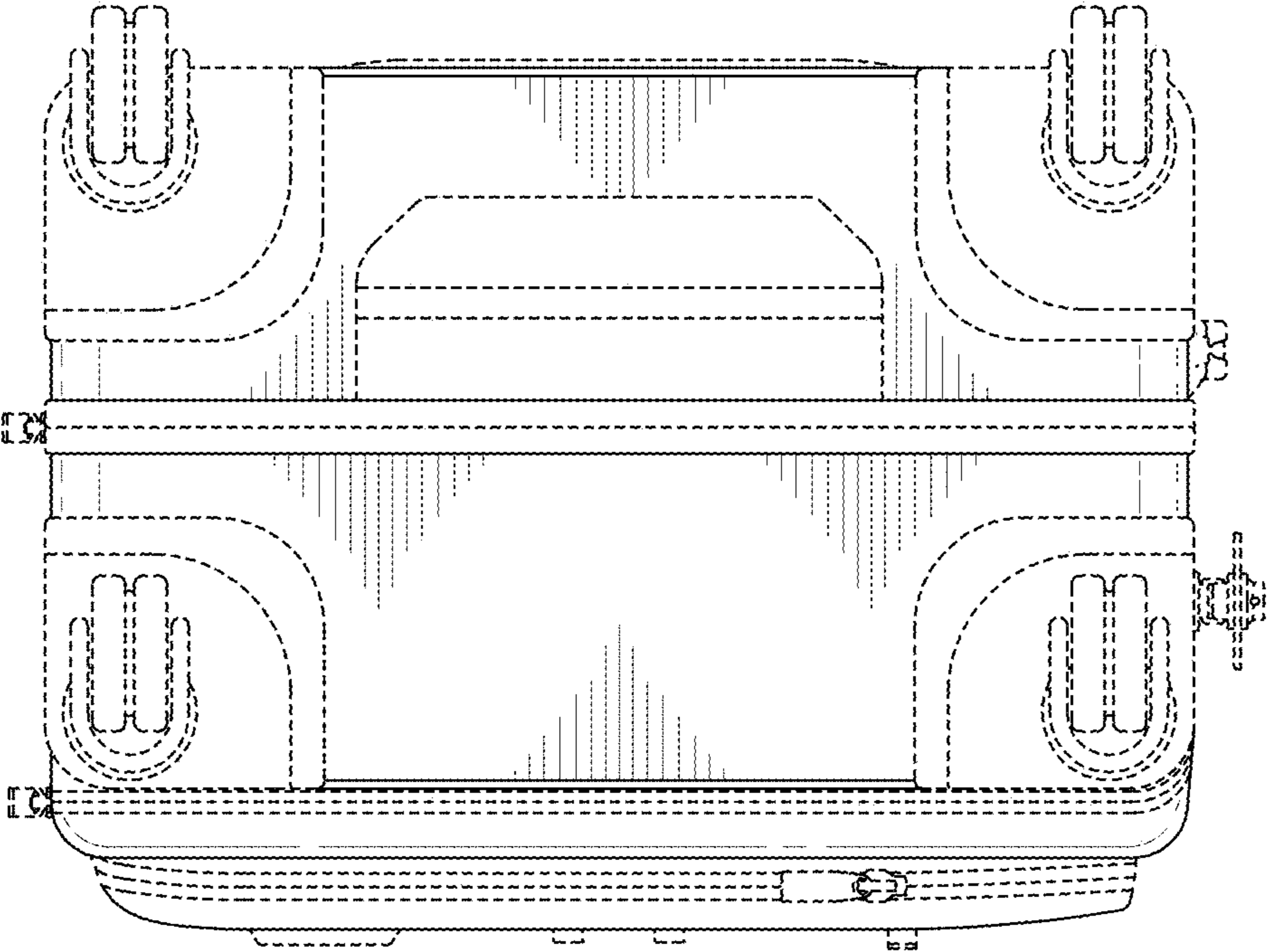


FIG. 7