



US00D878033S

(12) **United States Design Patent**
Weng

(10) **Patent No.:** **US D878,033 S**
(45) **Date of Patent:** **** Mar. 17, 2020**

- (54) **UMBRELLA HANDLE**
- (71) Applicant: **Zhibo Weng**, Ningbo (CN)
- (72) Inventor: **Zhibo Weng**, Ningbo (CN)
- (**) Term: **15 Years**
- (21) Appl. No.: **29/660,033**
- (22) Filed: **Aug. 14, 2018**
- (30) **Foreign Application Priority Data**
Feb. 28, 2018 (CN) 2018 3 0076133
- (51) **LOC (12) Cl.** **03-03**
- (52) **U.S. Cl.**
USPC **D3/12**
- (58) **Field of Classification Search**
USPC D3/5, 6, 10, 12, 16
CPC ... A45B 11/00; A45B 19/00; A45B 2019/005;
A45B 23/00; A45B 2023/0012; A45B
2023/0075; A45B 2023/0081; A45B
2023/0087; A45B 2023/0093; A45B
25/00; A45B 2025/003; A45B 25/006;
A45B 25/02; A45B 25/18; A45B
2025/186; A45B 2200/10; A45B
2200/1072; A45B 2023/0031; A45B
25/20; A45B 25/22
See application file for complete search history.

- (56) **References Cited**
U.S. PATENT DOCUMENTS
D638,622 S * 5/2011 He D3/5
8,899,249 B2 * 12/2014 Lai F16M 11/24
135/16
D738,610 S * 9/2015 Ma D3/10
D808,634 S * 1/2018 Ma D3/10
D808,635 S * 1/2018 Ma D3/10
D808,636 S * 1/2018 Ma D3/10

D809,283 S *	2/2018	Ma	D3/10
D809,284 S *	2/2018	Ma	D3/10
D809,775 S *	2/2018	Ma	D3/10
D814,172 S *	4/2018	Ma	D3/10
D814,782 S *	4/2018	Ma	D3/10
D815,828 S *	4/2018	Wang	D3/12
D820,581 S *	6/2018	Ma	D3/10
D834,807 S *	12/2018	Tellings	D3/16
D843,104 S *	3/2019	Tellings	D3/16
D851,390 S *	6/2019	Wang	D3/12
2008/0223422 A1 *	9/2008	Lai	A45B 23/00 135/21
2011/0005558 A1 *	1/2011	Lai	A45B 17/00 135/20.1
2014/0158173 A1 *	6/2014	Li	A45B 17/00 135/20.1
2015/0068567 A1 *	3/2015	Ma	A45B 23/00 135/20.1

* cited by examiner

Primary Examiner — Steven J Czyz
(74) *Attorney, Agent, or Firm* — Matthias Scholl P.C.;
Matthias Scholl

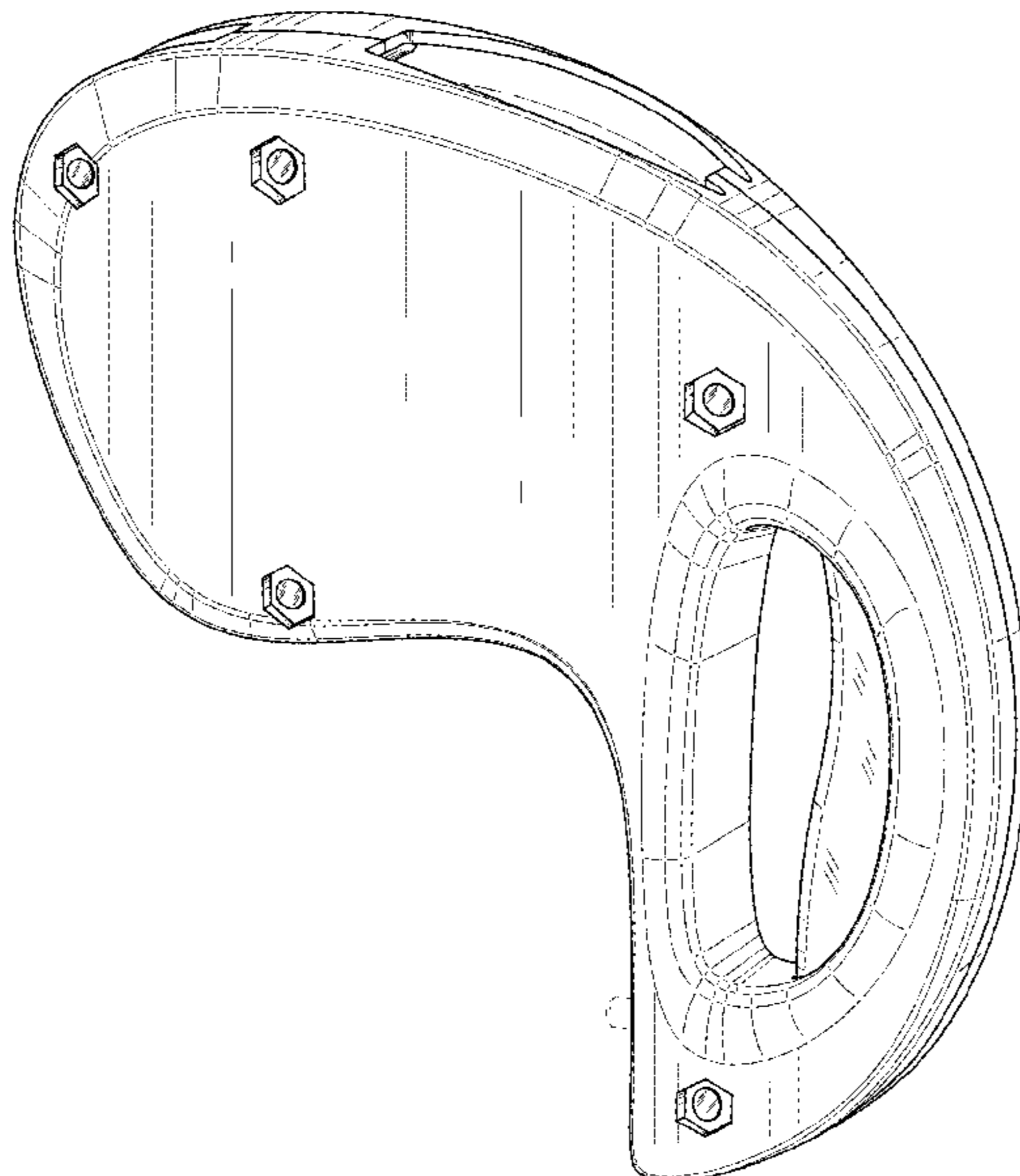
(57) **CLAIM**

The ornamental design for an umbrella handle, as shown and described.

DESCRIPTION

FIG. 1 is a front elevation view of an umbrella handle;
FIG. 2 is a rear elevation view thereof;
FIG. 3 is a left-side elevation view thereof;
FIG. 4 is a right-side elevation view thereof;
FIG. 5 is a top plan view thereof;
FIG. 6 is a bottom plan view thereof;
FIG. 7 is a perspective view thereof; and,
FIG. 8 is a perspective view of an umbrella handle shown in use for ease of disclosure.
The broken lines depict portions of the article and environment that form no part of the claimed design.

1 Claim, 8 Drawing Sheets



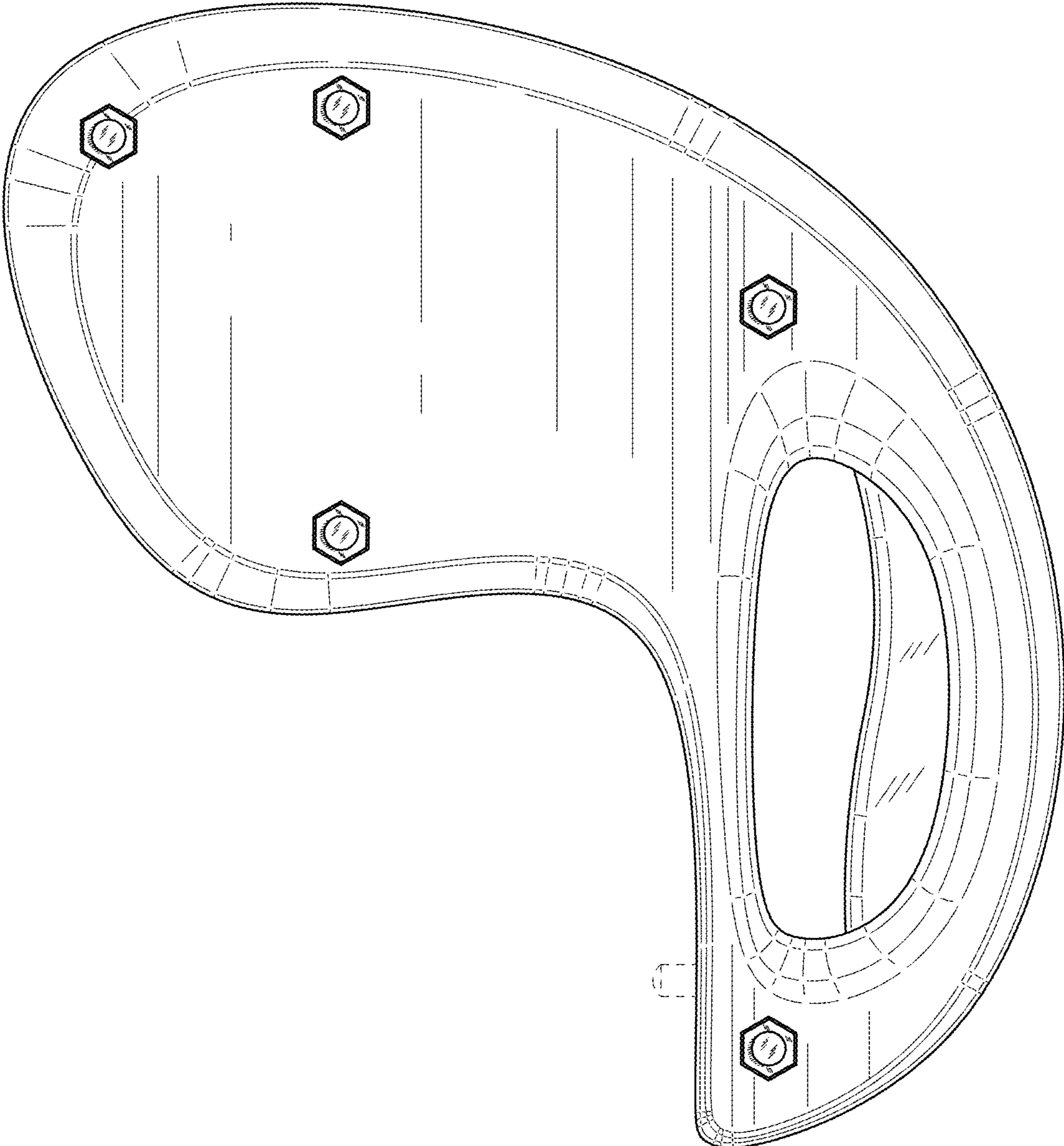


FIG. 1

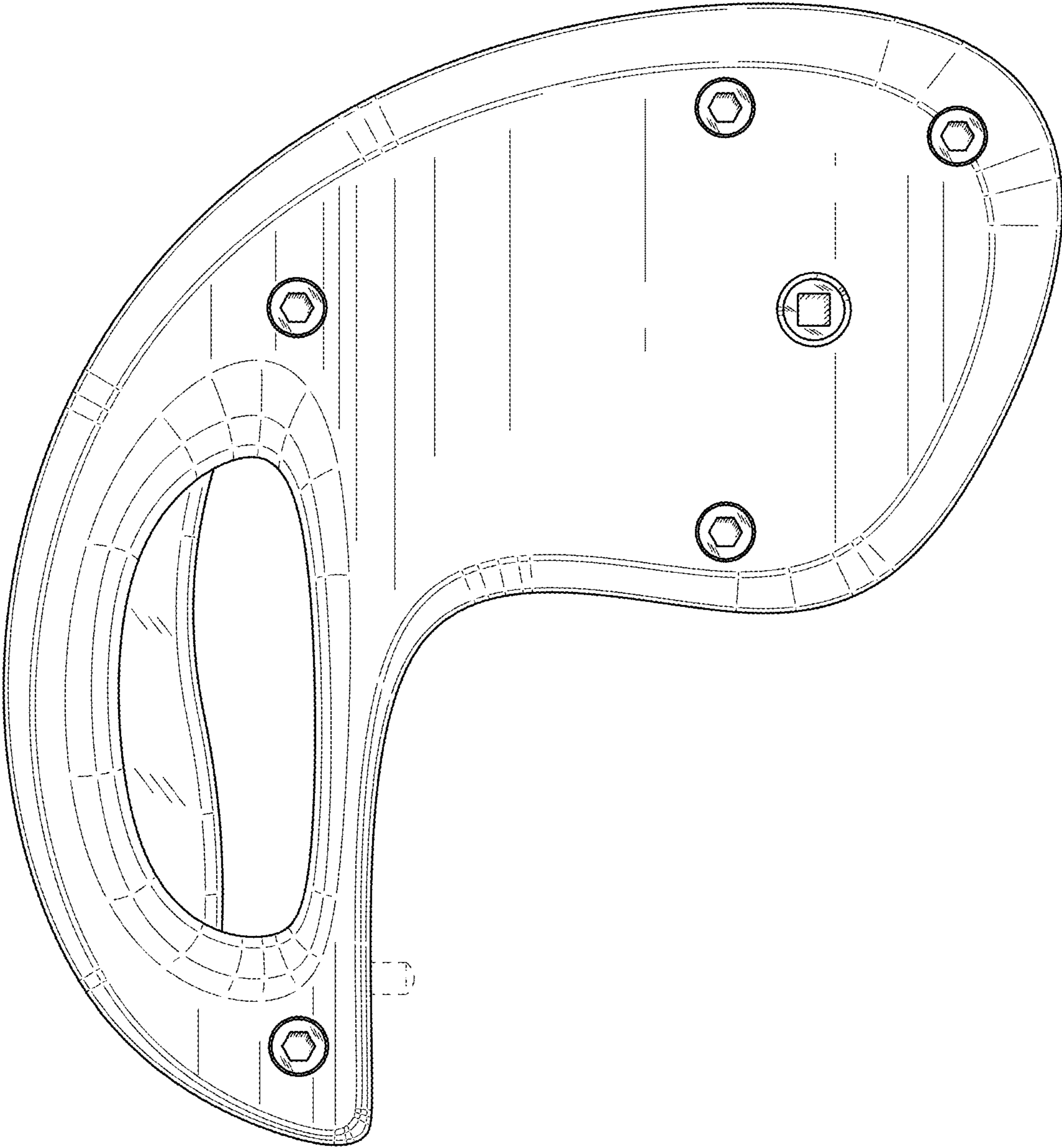


FIG. 2

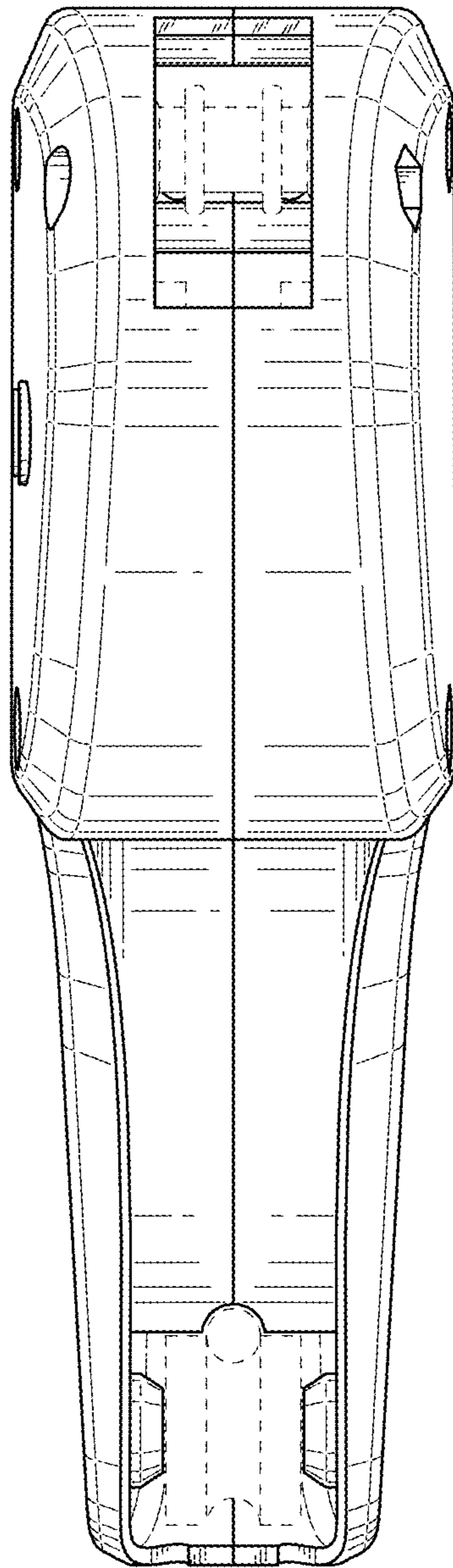


FIG. 3

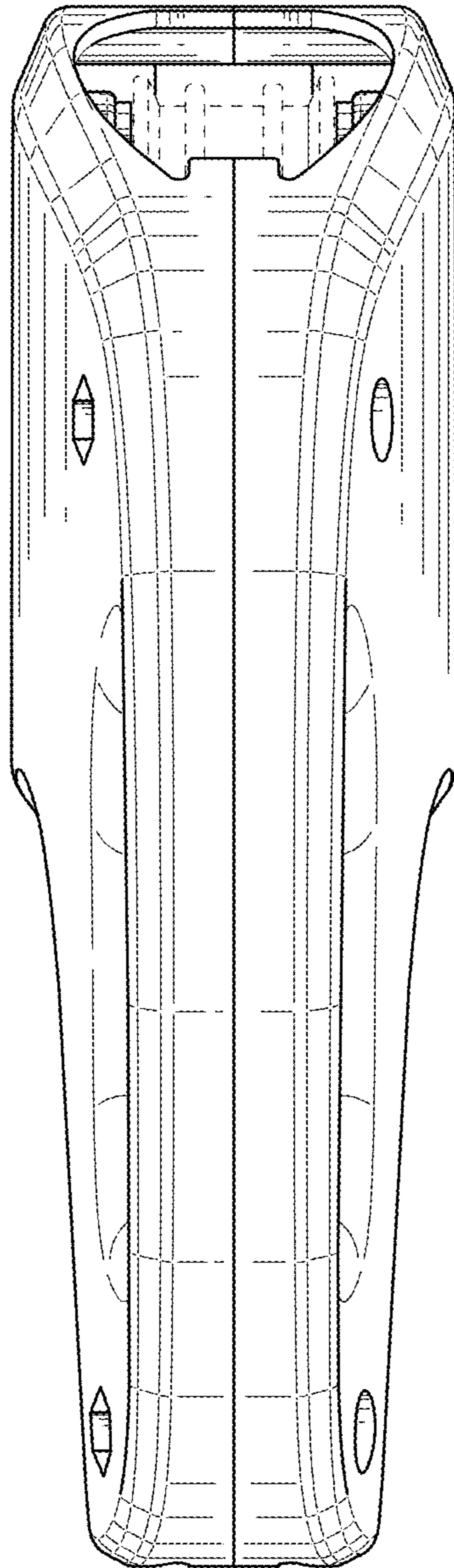


FIG. 4

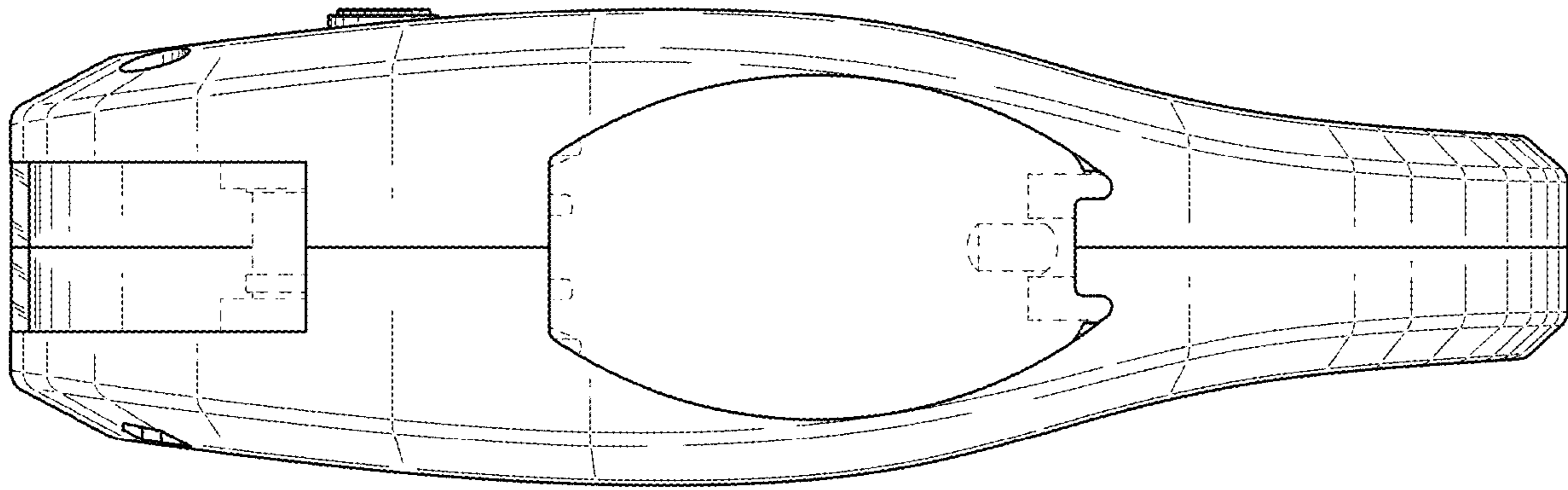


FIG. 5

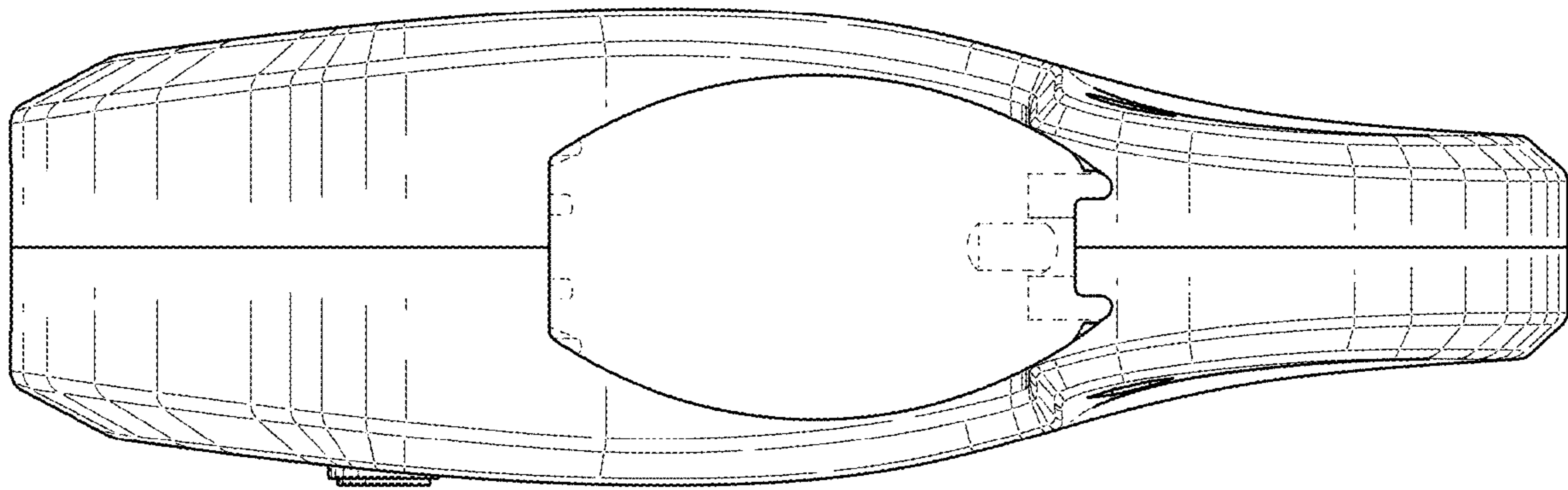


FIG. 6

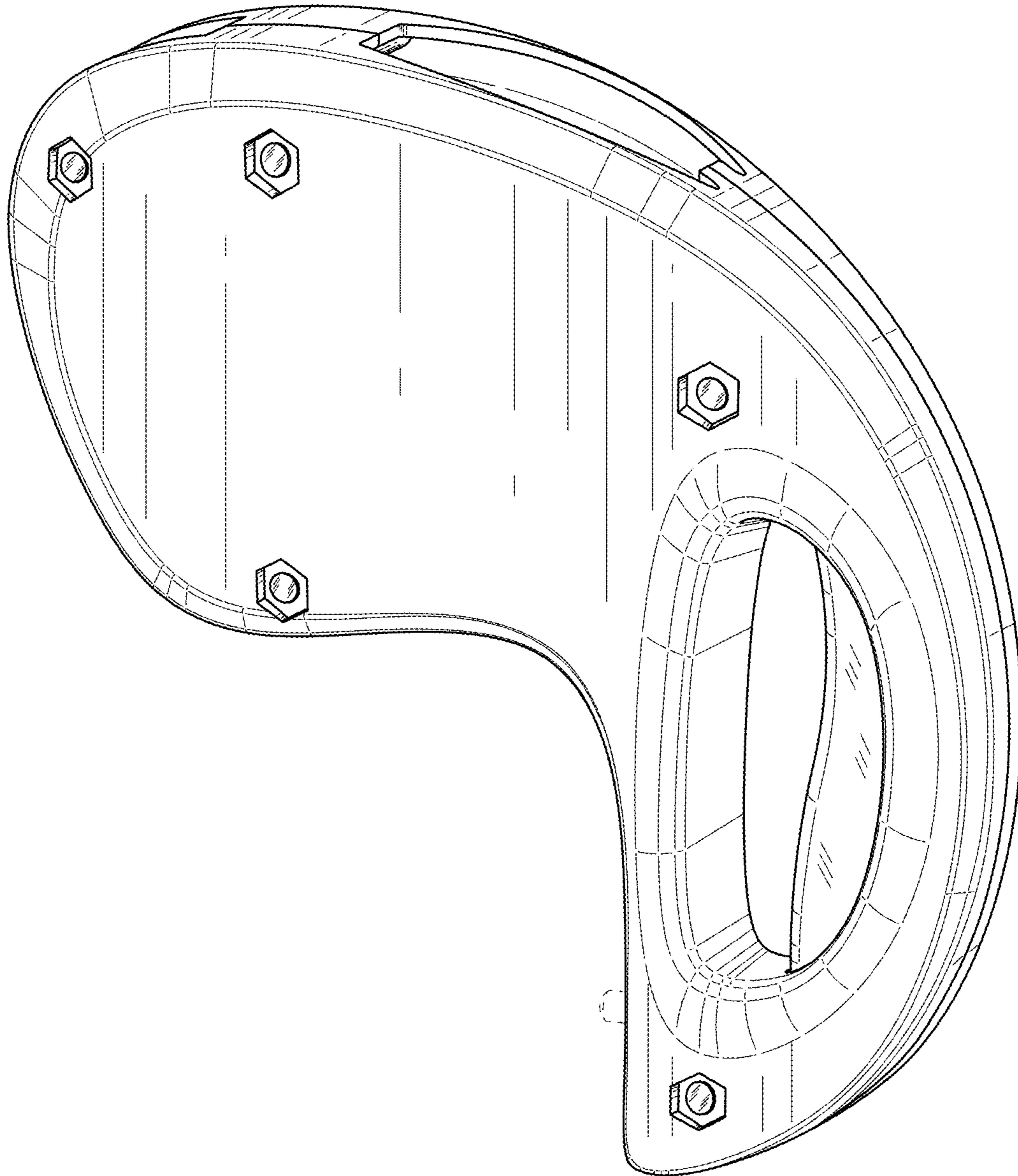


FIG. 7

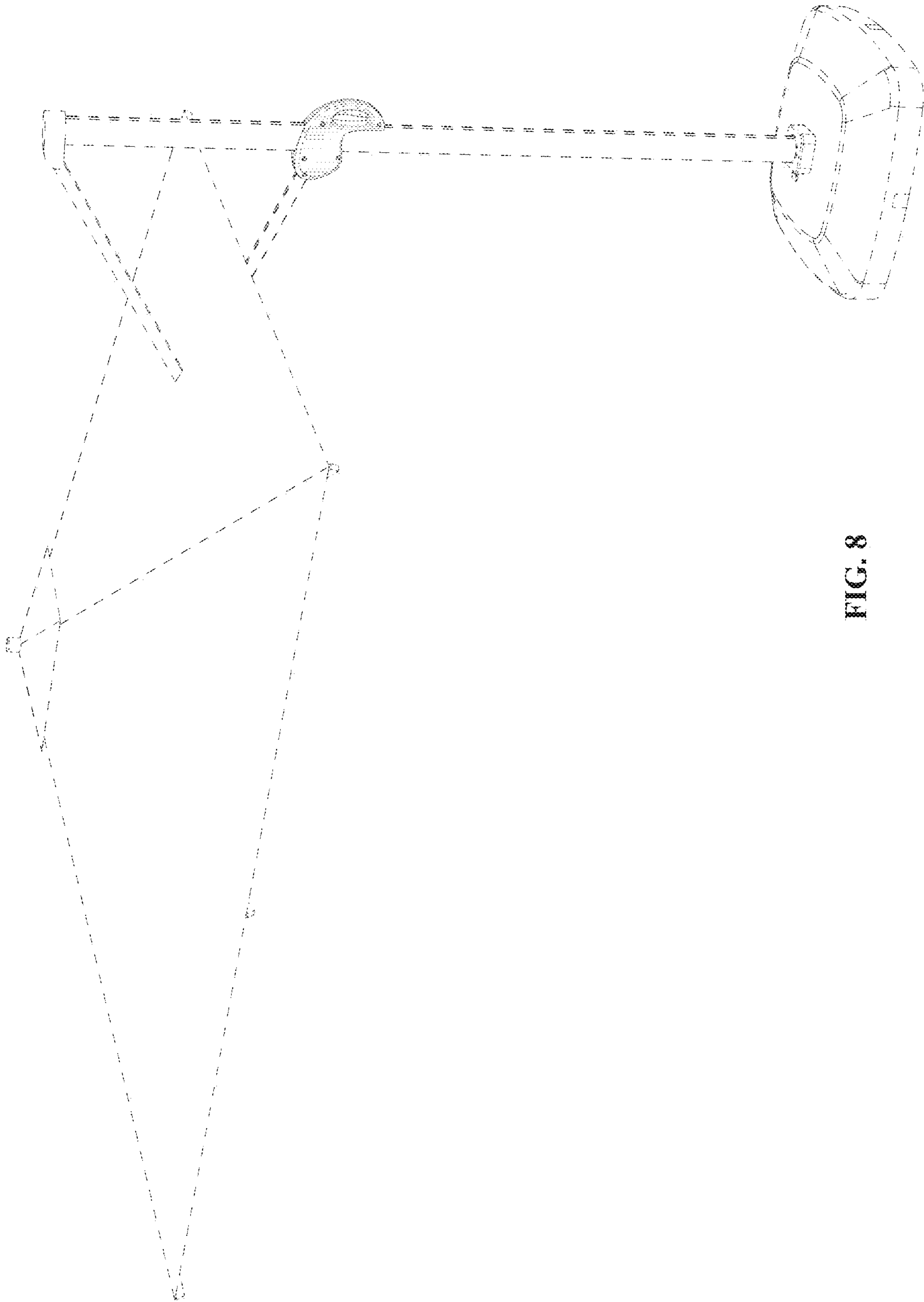


FIG. 8