



US00D878032S

(12) **United States Design Patent**  
**Rosenblum**

(10) **Patent No.:** **US D878,032 S**  
(45) **Date of Patent:** **\*\* Mar. 17, 2020**

(54) **SHOELACE ORNAMENT**  
(71) Applicant: **Steve Joseph Rosenblum**, Aberdeen (HK)  
(72) Inventor: **Steve Joseph Rosenblum**, Aberdeen (HK)  
(\*\*) Term: **15 Years**

6,188,324 B1 \* 2/2001 Meschkow ..... A43B 3/0021  
340/573.1  
D460,612 S \* 7/2002 Duffy ..... D2/976  
D460,857 S \* 7/2002 Milroy ..... D2/976  
D554,847 S \* 11/2007 Schmelzer ..... D2/946  
D579,194 S \* 10/2008 Caylor ..... D2/946  
D665,983 S \* 8/2012 El ..... D2/976  
D665,988 S \* 8/2012 El ..... D2/976  
D677,045 S \* 3/2013 Voskuil ..... D2/946  
D680,317 S \* 4/2013 Voskuil ..... D2/946  
D826,541 S \* 8/2018 Morrison ..... D2/976

(21) Appl. No.: **29/679,184**

\* cited by examiner

(22) Filed: **Feb. 2, 2019**

*Primary Examiner* — Elizabeth J Oswecki  
(74) *Attorney, Agent, or Firm* — Quickpatents, LLC;  
Kevin Prince

**Related U.S. Application Data**

(63) Continuation-in-part of application No. 29/666,539,  
filed on Oct. 13, 2018, now Pat. No. Des. 842,602.

(51) **LOC (12) Cl.** ..... **02-07**

(52) **U.S. Cl.**  
USPC ..... **D2/976**

(58) **Field of Classification Search**  
USPC ..... D2/896, 946, 976, 624, 625, 627, 639,  
D2/943; D11/200, 222, 26  
CPC .... A43B 1/00; A43B 3/00; A43B 3/12; A43B  
7/14; A43B 7/1405; A43B 7/141; A43B  
7/1415; A43B 7/142; A43B 7/143; A43B  
7/1445; A43B 7/1475; A43B 7/32; A43B  
23/24

See application file for complete search history.

(56) **References Cited**

**U.S. PATENT DOCUMENTS**

2,233,544 A \* 3/1941 McKinley ..... A43B 1/0036  
359/519  
4,254,566 A \* 3/1981 Haskell ..... G09F 3/04  
40/636

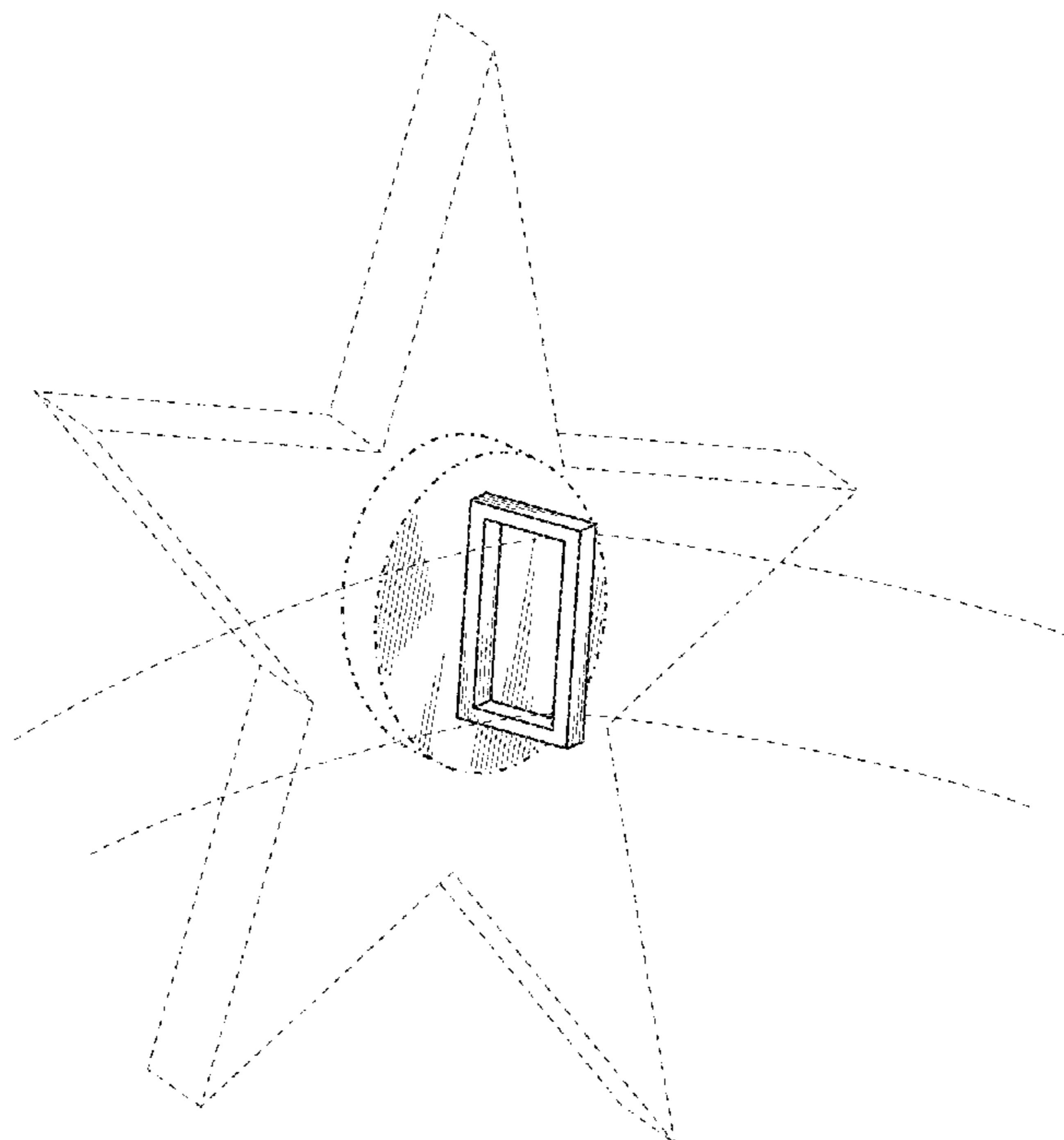
(57) **CLAIM**

The ornamental design for a shoelace ornament, as shown  
and described.

**DESCRIPTION**

FIG. 1 is a perspective view of a shoelace ornament,  
showing my new design;  
FIG. 2 is a rear elevational view of FIG. 1;  
FIG. 3 is a front elevational view of FIG. 1;  
FIG. 4 is a left side elevational view of FIG. 1, the right side  
elevational view being a mirror image; and,  
FIG. 5 is a top plan view thereof, the bottom plan view being  
a mirror image.  
The broken lines showing a shoelace, star, and raised circle  
in FIG. 1 depict environmental matter and form no part of  
the claimed design. The dot-dash broken lines adjacent the  
shaded area represent the boundary line of the claimed  
design.

**1 Claim, 3 Drawing Sheets**



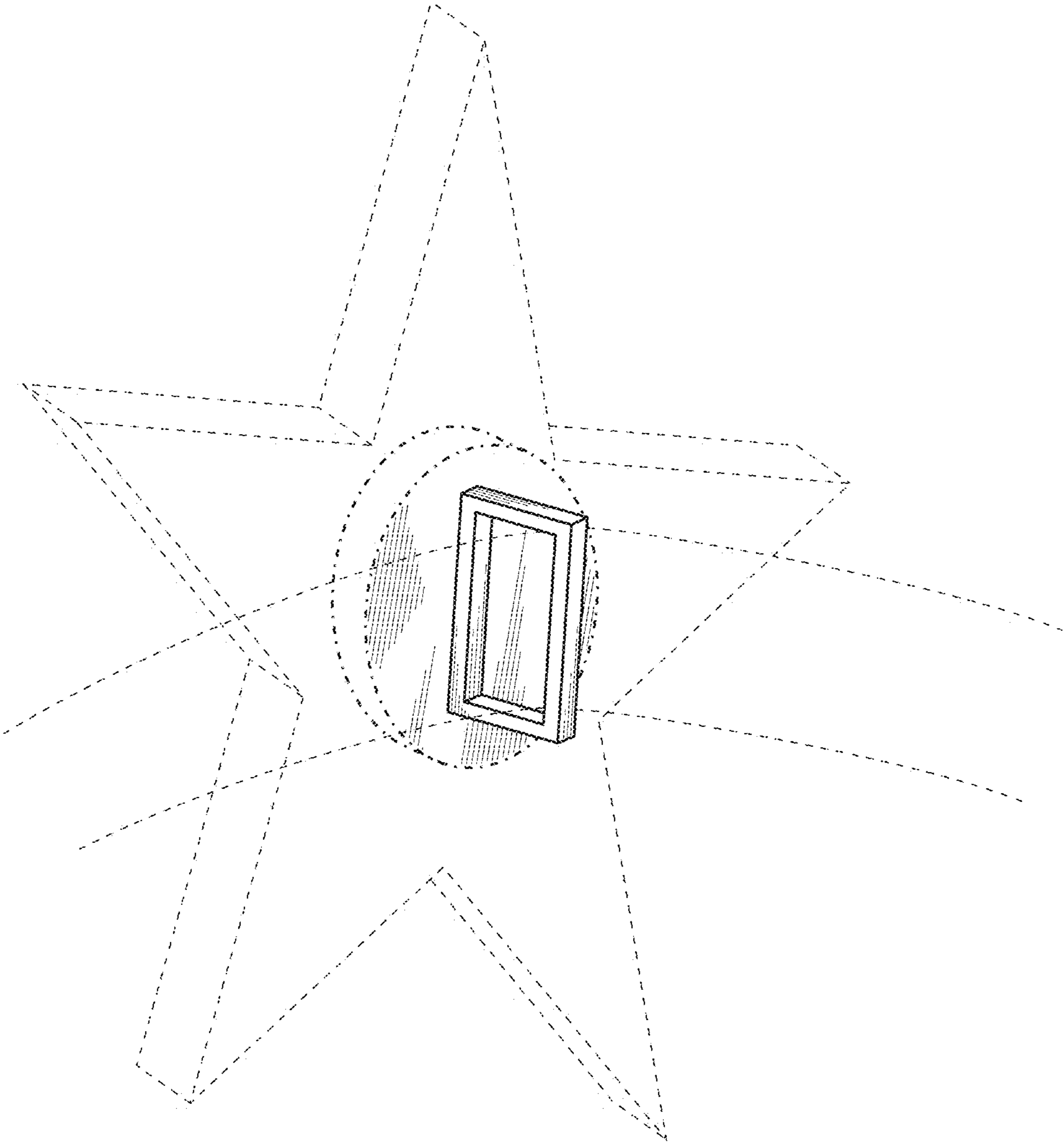


FIG. 1

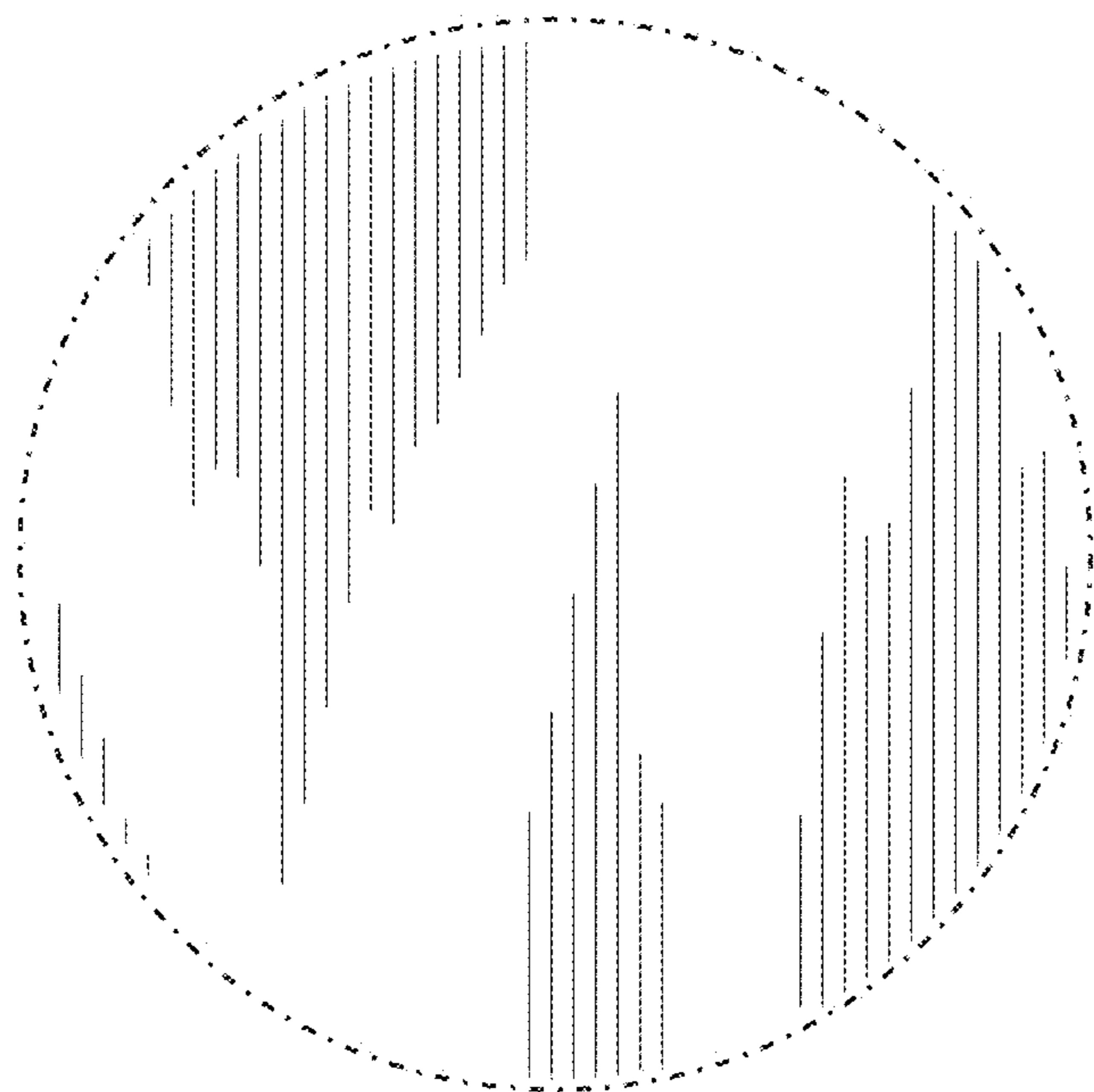


FIG. 2

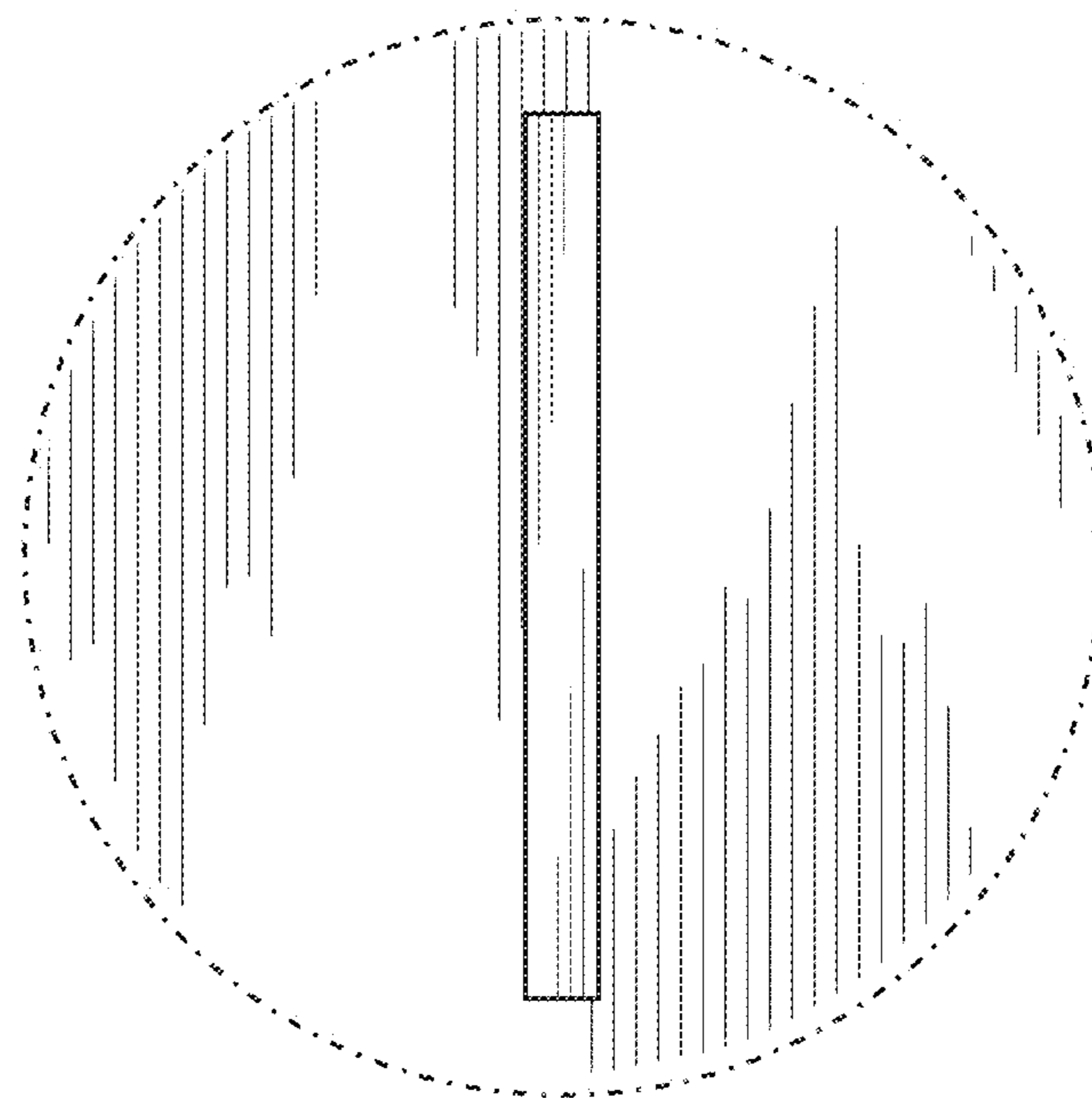


FIG. 3




FIG. 4

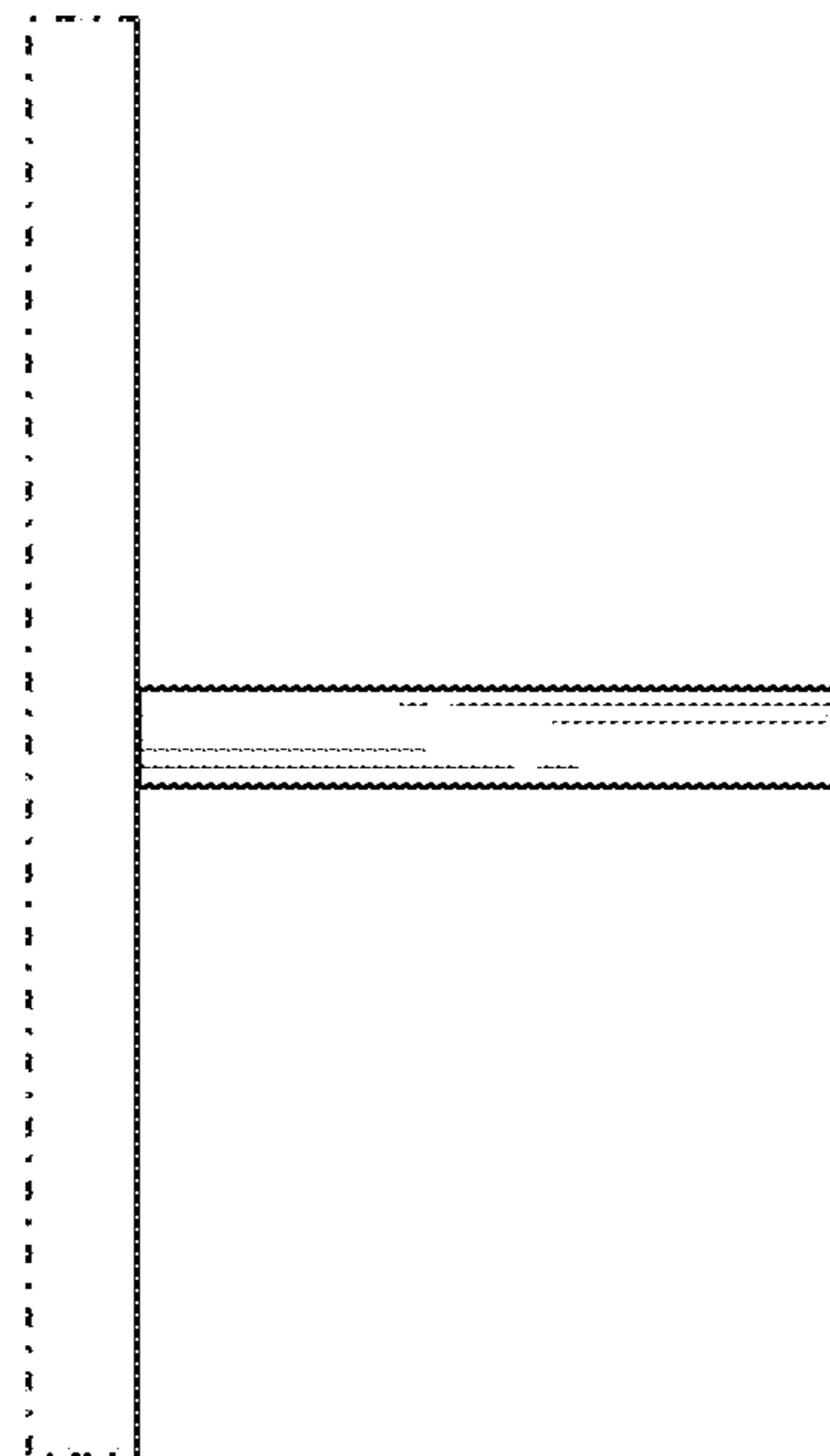


FIG. 5