



US00D878005S

(12) **United States Design Patent** (10) **Patent No.:** **US D878,005 S**
Platt (45) **Date of Patent:** **** Mar. 10, 2020**

(54) MAILBOX POST	5,362,019 A * 11/1994 Swanson A47G 29/1216 232/39
(71) Applicant: Platt Designs, Inc. , Simi Valley, CA (US)	D356,423 S * 3/1995 Kresin D99/32 D372,320 S * 7/1996 Brady D20/41 5,664,729 A * 9/1997 Ladewig A47G 29/1209 232/39
(72) Inventor: Scott Platt , Simi Valley, CA (US)	D472,650 S * 4/2003 Green D25/126 D503,845 S * 4/2005 Taylor D99/32
(73) Assignee: Platt Designs, Inc. , Simi Valley, CA (US)	D507,618 S * 7/2005 Scarpa, III D21/799.1 D510,447 S * 10/2005 Sayer D25/126 8,657,185 B2 * 2/2014 Corey A47G 29/1209 232/17
(**) Term: 15 Years	D716,421 S * 10/2014 Sherman D23/304 D739,114 S * 9/2015 Buttecali D99/32
(21) Appl. No.: 29/634,349	D739,640 S * 9/2015 Buttecali D99/32 D765,940 S * 9/2016 Buttecali D99/32

(22) Filed: **Jan. 19, 2018**

(51) **LOC (12) Cl.** **99-00**

(52) **U.S. Cl.**
USPC **D99/32**

(58) **Field of Classification Search**
USPC D99/29, 31, 32, 43, 99; 312/35;
232/1 R, 1 A, 1 C, 1 D, 4 R, 2, 17, 19,
232/20, 21, 22, 24, 27, 30, 31, 37, 38, 39,
232/44, 45; D25/126
CPC A47G 29/12; A47G 29/1201; A47G
29/1203; A47G 29/1205; A47G 29/1207;
A47G 29/1209; A47G 29/121; A47G
29/1212; A47G 29/1214; A47G 29/1216;
A47G 29/1218; A47G 29/122; A47G
29/1225; A47G 29/16; A47G 29/00
See application file for complete search history.

(56) **References Cited**

U.S. PATENT DOCUMENTS

D231,713 S * 5/1974 Nesbitt D99/32
D330,793 S * 11/1992 Hampton D99/32
D335,750 S * 5/1993 Berardi D99/31

* cited by examiner

Primary Examiner — Elizabeth J Oswecki
(74) *Attorney, Agent, or Firm* — Lowry Blixseth APC;
Scott M. Lowry

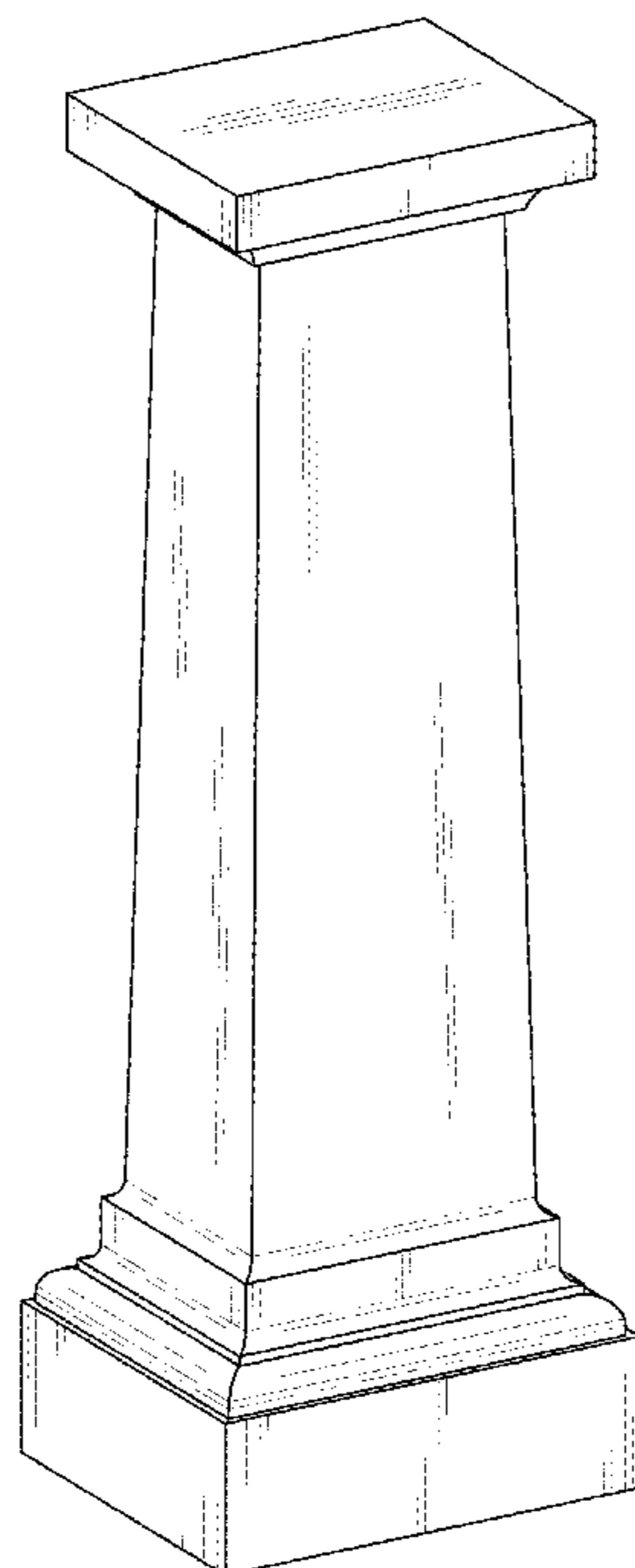
(57) **CLAIM**

The ornamental design for a mailbox post, as shown and described.

DESCRIPTION

FIG. 1 is a front, top, left perspective view of a mailbox post, showing my new design;
FIG. 2 is a front elevation view thereof, the rear elevation view being a mirror image thereof;
FIG. 3 is a left side elevation view thereof, the right side elevation view being a mirror image thereof;
FIG. 4 is a top plan view thereof; and,
FIG. 5 is a bottom plan view thereof.
The broken lines shown in the drawings represent portions of the mailbox post that form no part of the claimed design.

1 Claim, 4 Drawing Sheets



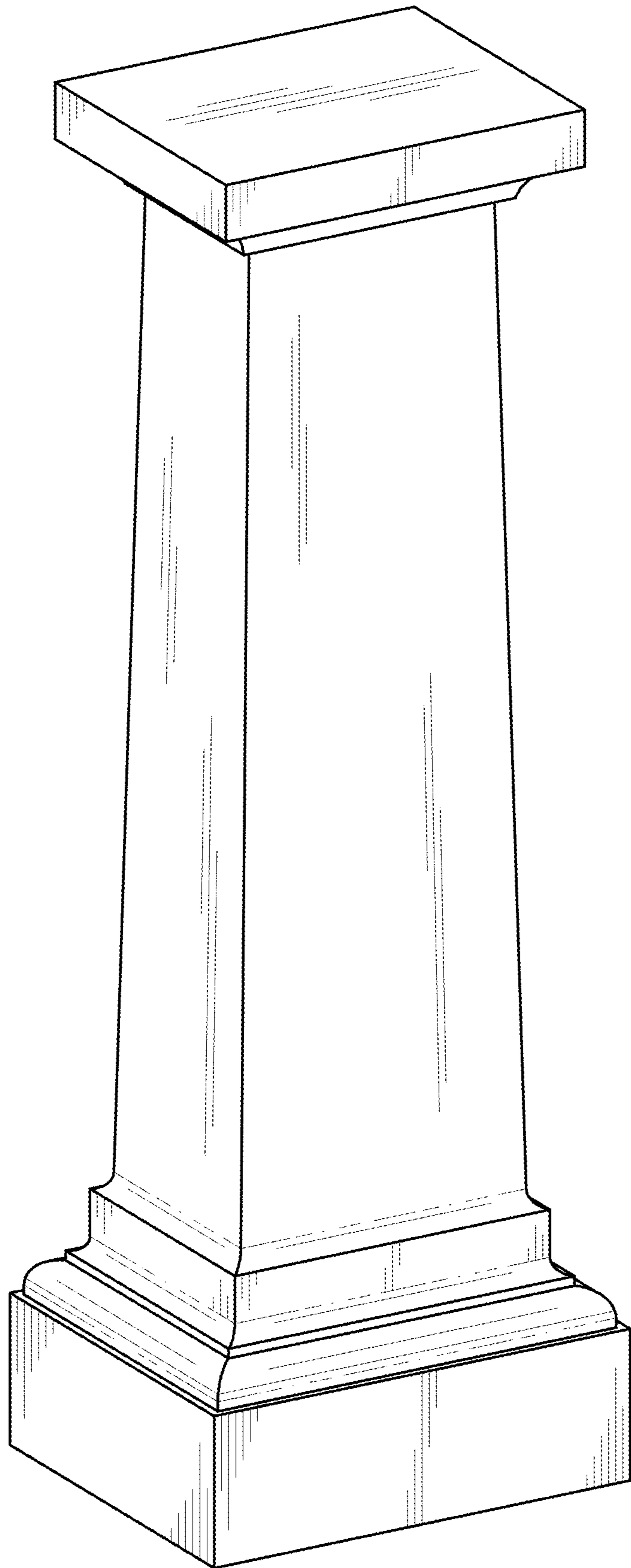


FIG. 1

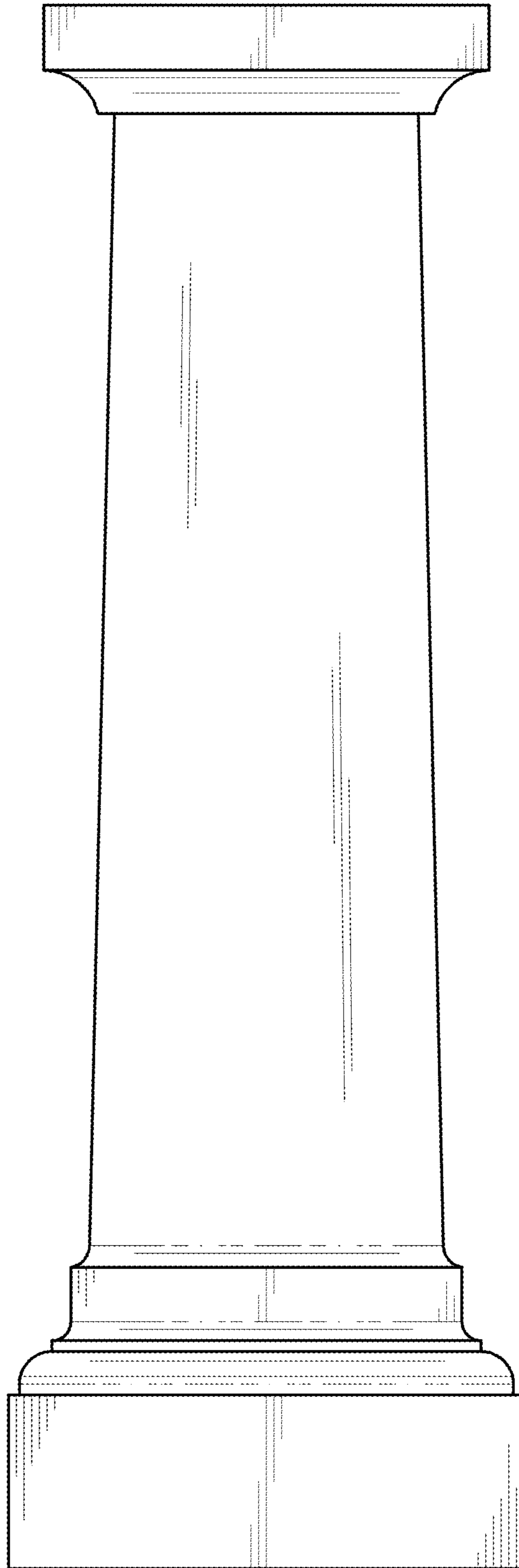


FIG. 2

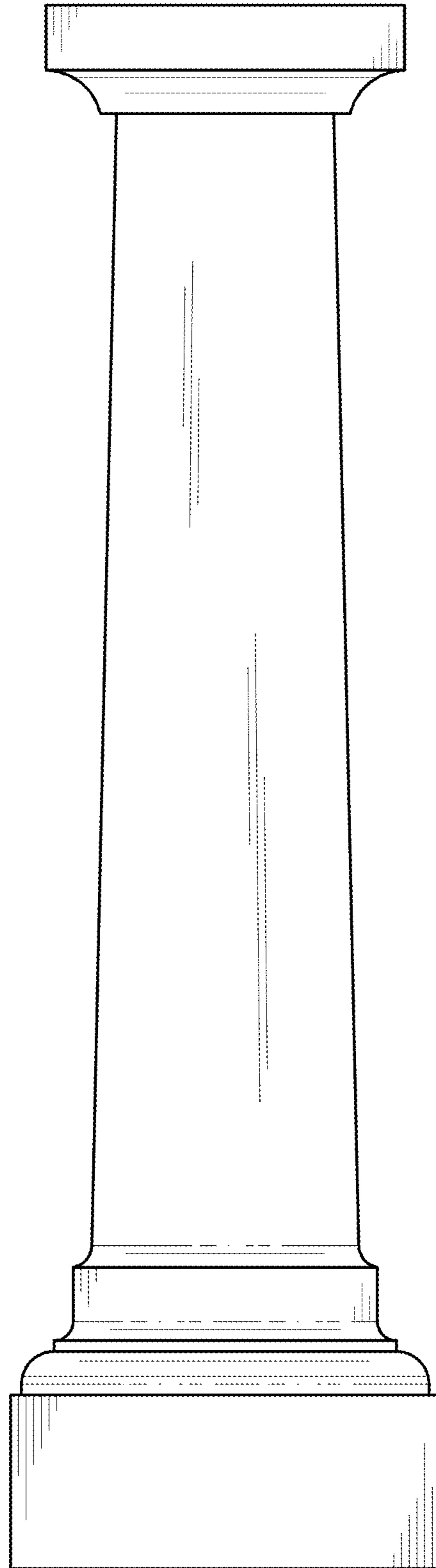


FIG. 3




FIG. 4

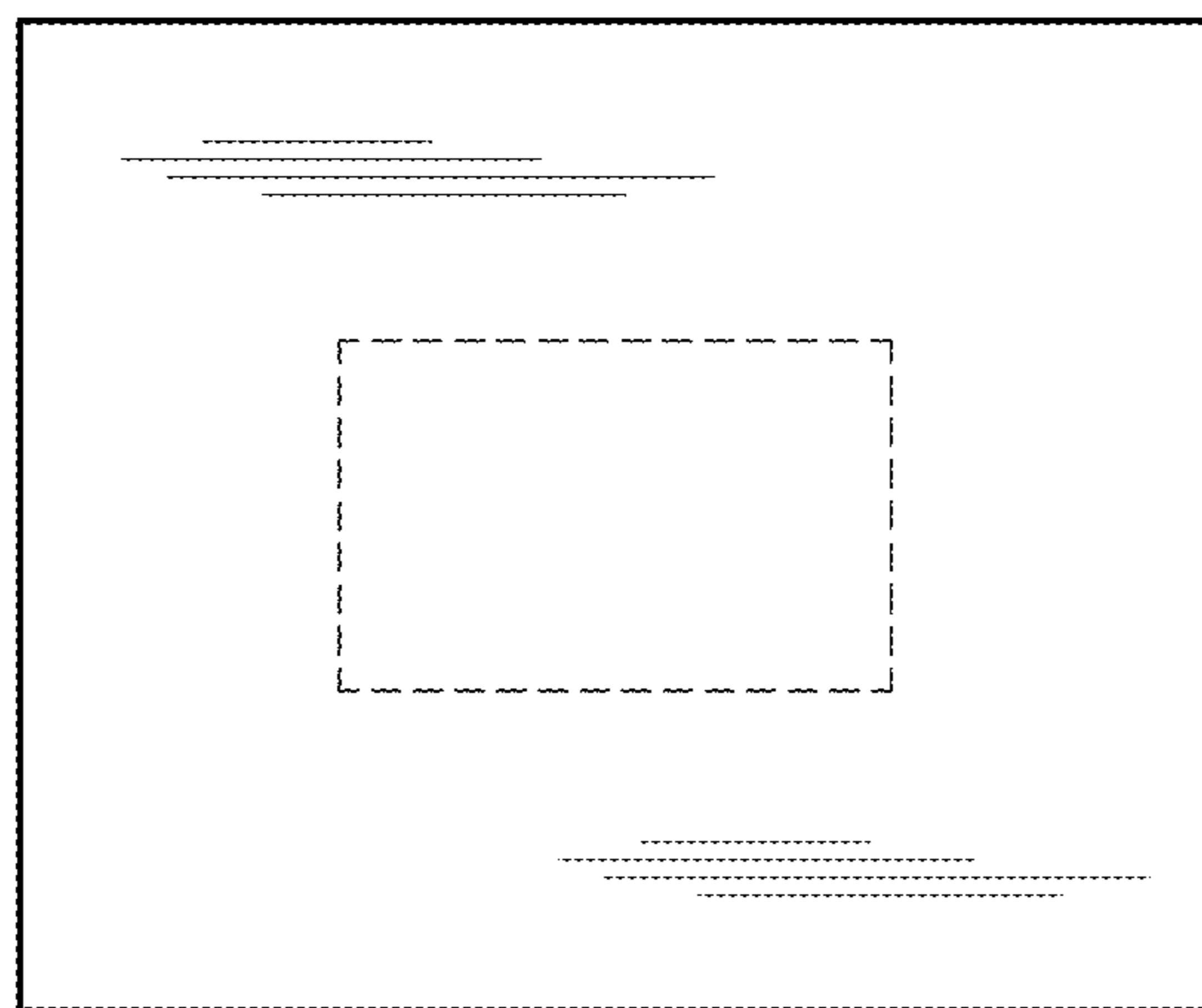


FIG. 5