



US00D877973S

(12) **United States Design Patent**
Yohanan et al.

(10) **Patent No.:** **US D877,973 S**
(45) **Date of Patent:** **** Mar. 10, 2020**

(54) **CONTAINER**

(71) Applicants: **Caroline Yohanan**, Los Angeles, CA (US); **Jill Christiansen**, Woodland Hills, CA (US)

(72) Inventors: **Caroline Yohanan**, Los Angeles, CA (US); **Jill Christiansen**, Woodland Hills, CA (US)

(73) Assignee: **Houstray**, Woodland Hills, CA (US)

(**) Term: **15 Years**

(21) Appl. No.: **29/663,019**

(22) Filed: **Sep. 11, 2018**

(51) **LOC (12) Cl.** **27-03**

(52) **U.S. Cl.**
USPC **D27/106**

(58) **Field of Classification Search**
USPC D27/106, 118, 138, 102, 125, 128, 133, D27/134, 135, 136; D7/500, 510; D9/767, 763, 772, 778, 414, 428; 131/231, 235.1, 240, 240.1, 241, 242
CPC .. A24F 19/00; A24F 19/0014; A24F 19/0035; A24F 19/04
See application file for complete search history.

(56) **References Cited**

U.S. PATENT DOCUMENTS

D223,310 S *	4/1972	Hollister et al.	D27/118
4,312,346 A *	1/1982	Grigg	A24F 19/00
				131/231
D309,352 S *	7/1990	Harder	D27/135
D334,824 S	4/1993	Newsome		
D350,481 S *	9/1994	DeLury	D27/133
D361,862 S	8/1995	Havens		
D387,472 S	12/1997	Linkjendal		

D388,901 S	1/1998	Stiller		
D393,922 S	4/1998	Moore et al.		
D395,097 S *	6/1998	Barton	D27/135
D396,324 S	7/1998	Perkins		
D399,024 S	9/1998	Hicaro, Jr. et al.		
D401,009 S	11/1998	Hicaro, Jr. et al.		
D402,399 S	12/1998	Fowler		
D422,825 S	4/2000	Hoffmann		
D430,701 S	9/2000	Cancellera		
D432,712 S	10/2000	Perrier		
6,435,192 B1 *	8/2002	Cancellera	A24F 19/00
				131/241
D462,803 S *	9/2002	Meoli	D27/135
D505,225 S *	5/2005	Pavic	D27/103
D780,992 S *	3/2017	Lozier	D27/103
D794,444 S *	8/2017	Chen	D9/428
2010/0065072 A1 *	3/2010	Ying Ching	A24F 19/0028
				131/231

* cited by examiner

Primary Examiner — Manpreet S Matharu

Assistant Examiner — Rebecca Tsehaye

(74) *Attorney, Agent, or Firm* — Banner & Witcoff, Ltd.

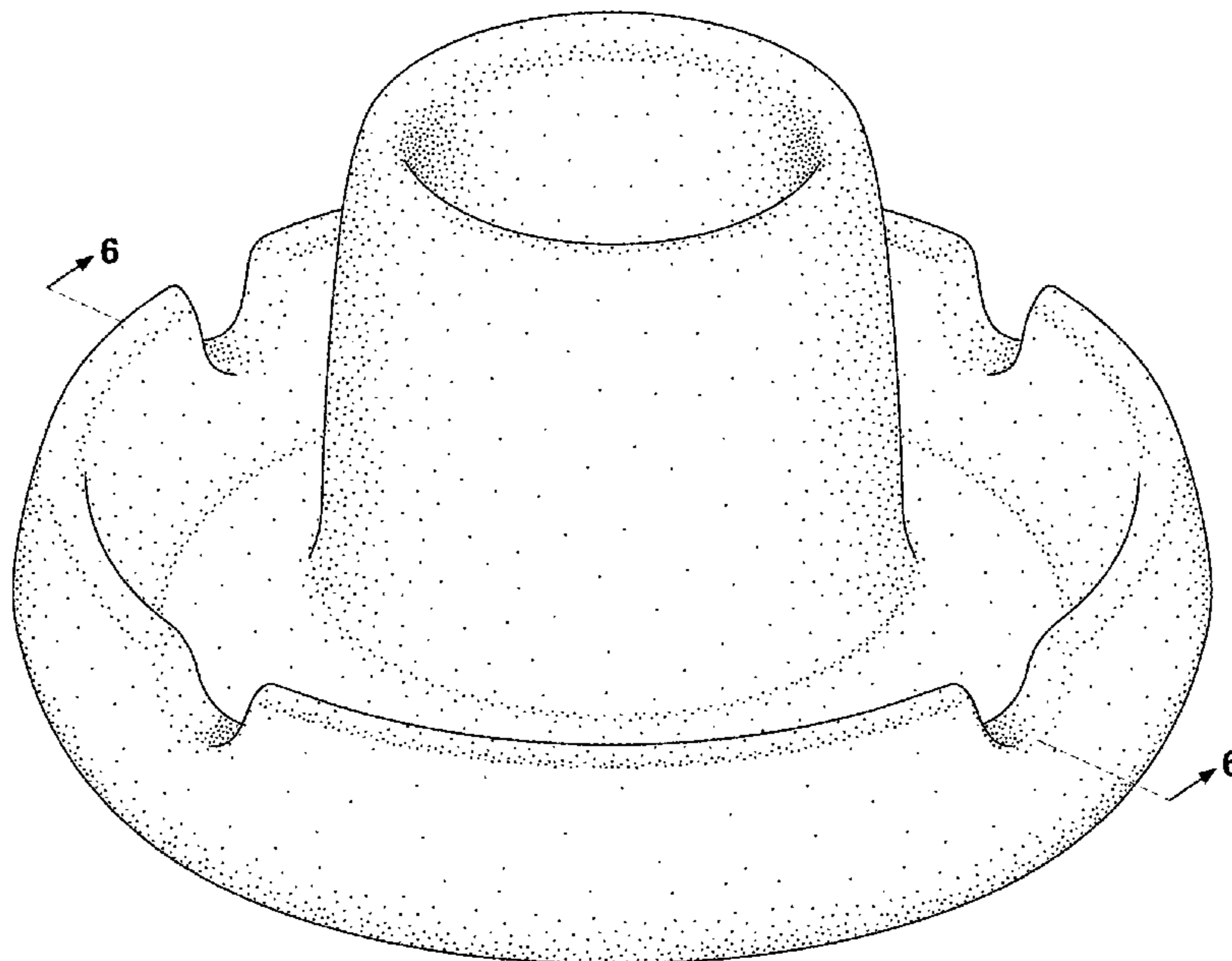
(57) **CLAIM**

The ornamental design for a container, as shown and described.

DESCRIPTION

FIG. 1 is a top, front, right perspective view of a container showing our new design;
FIG. 2 is a front view thereof;
FIG. 3 is a rear view thereof;
FIG. 4 is a right side view thereof;
FIG. 5 is a left side view thereof; and,
FIG. 6 is a cross-sectional view at 6-6 in FIG. 1 thereof.
The broken lines immediately adjacent to the shaded area define the bounds of the claimed design and form no part thereof.

1 Claim, 4 Drawing Sheets



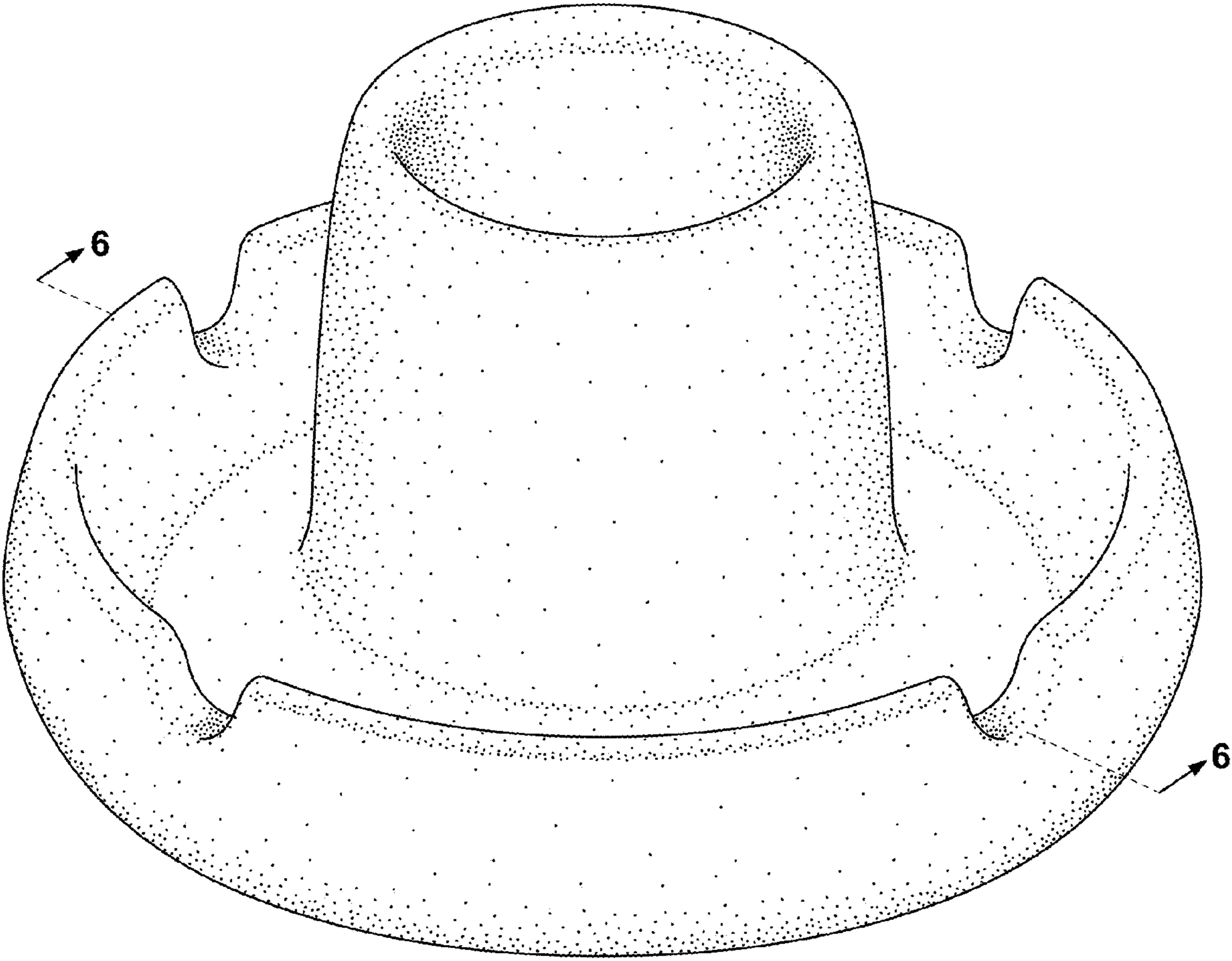


FIG. 1

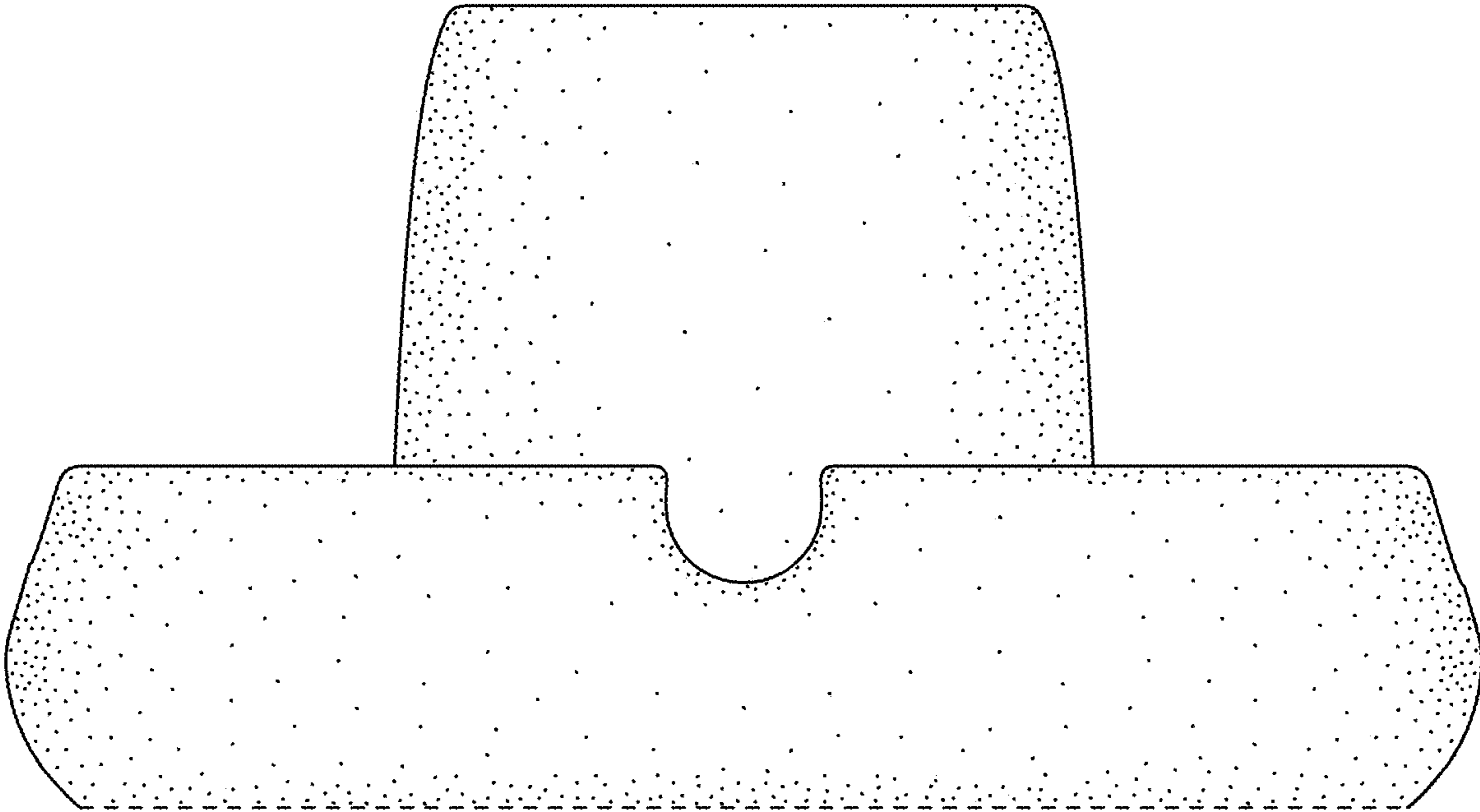


FIG. 2

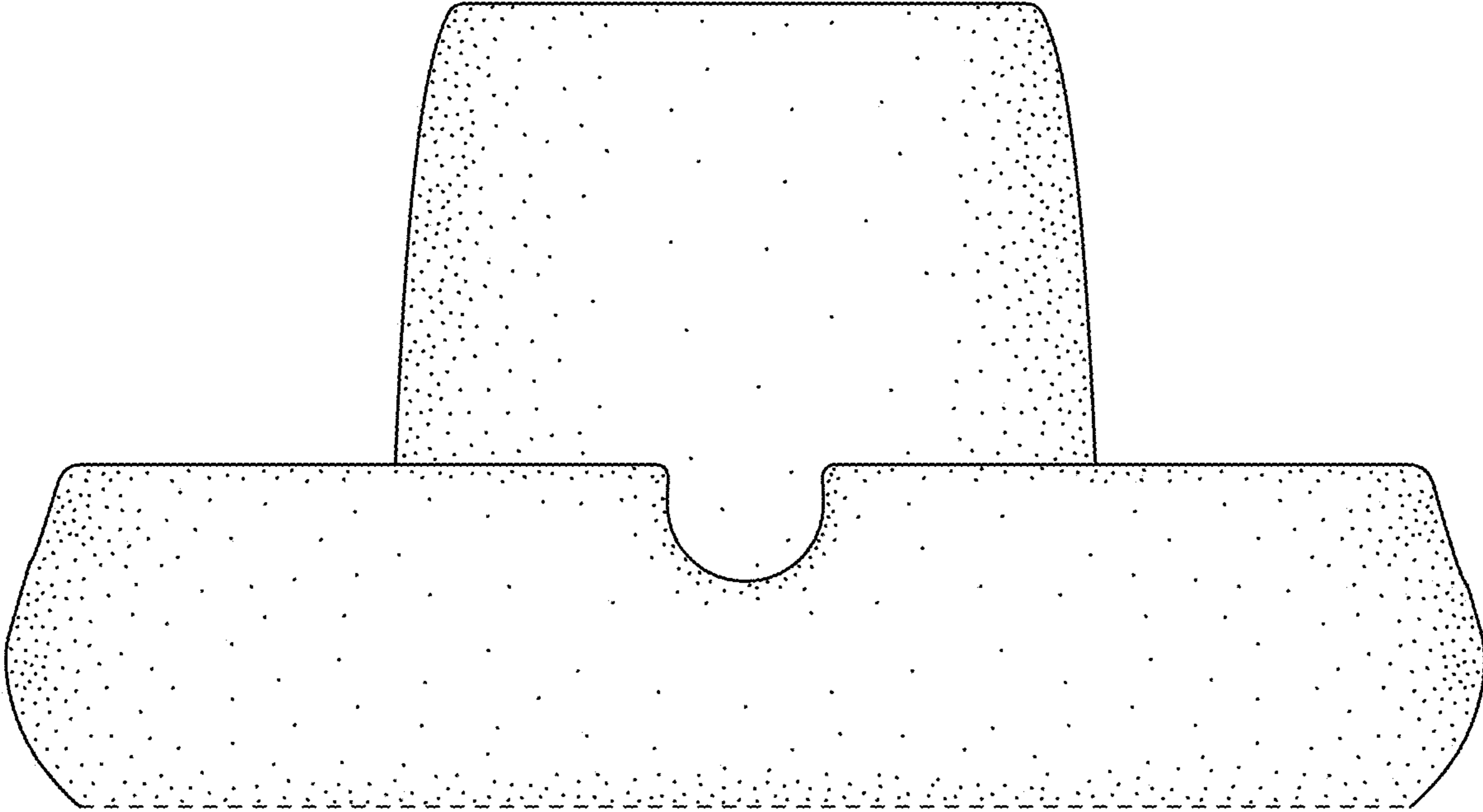


FIG. 3

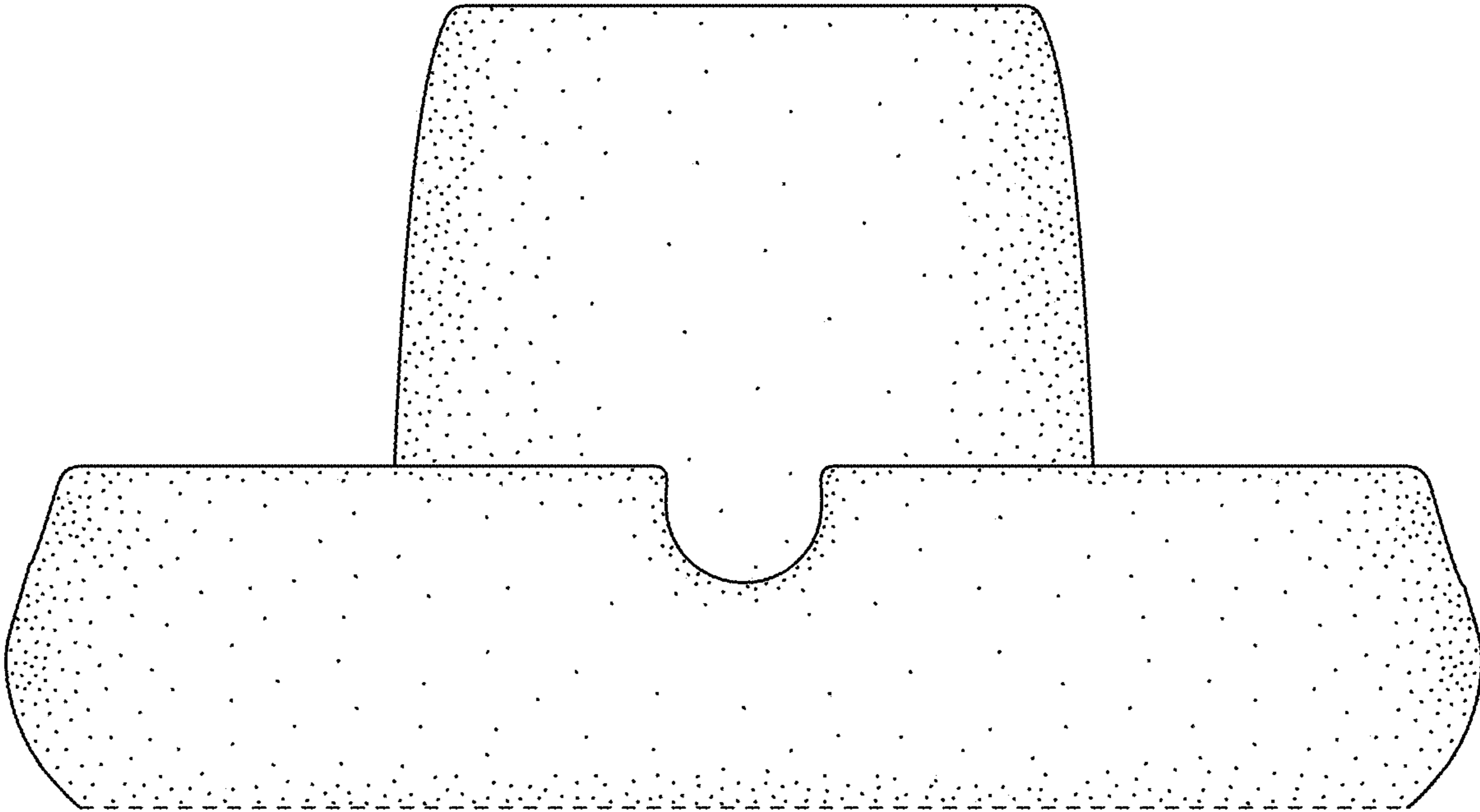


FIG. 4

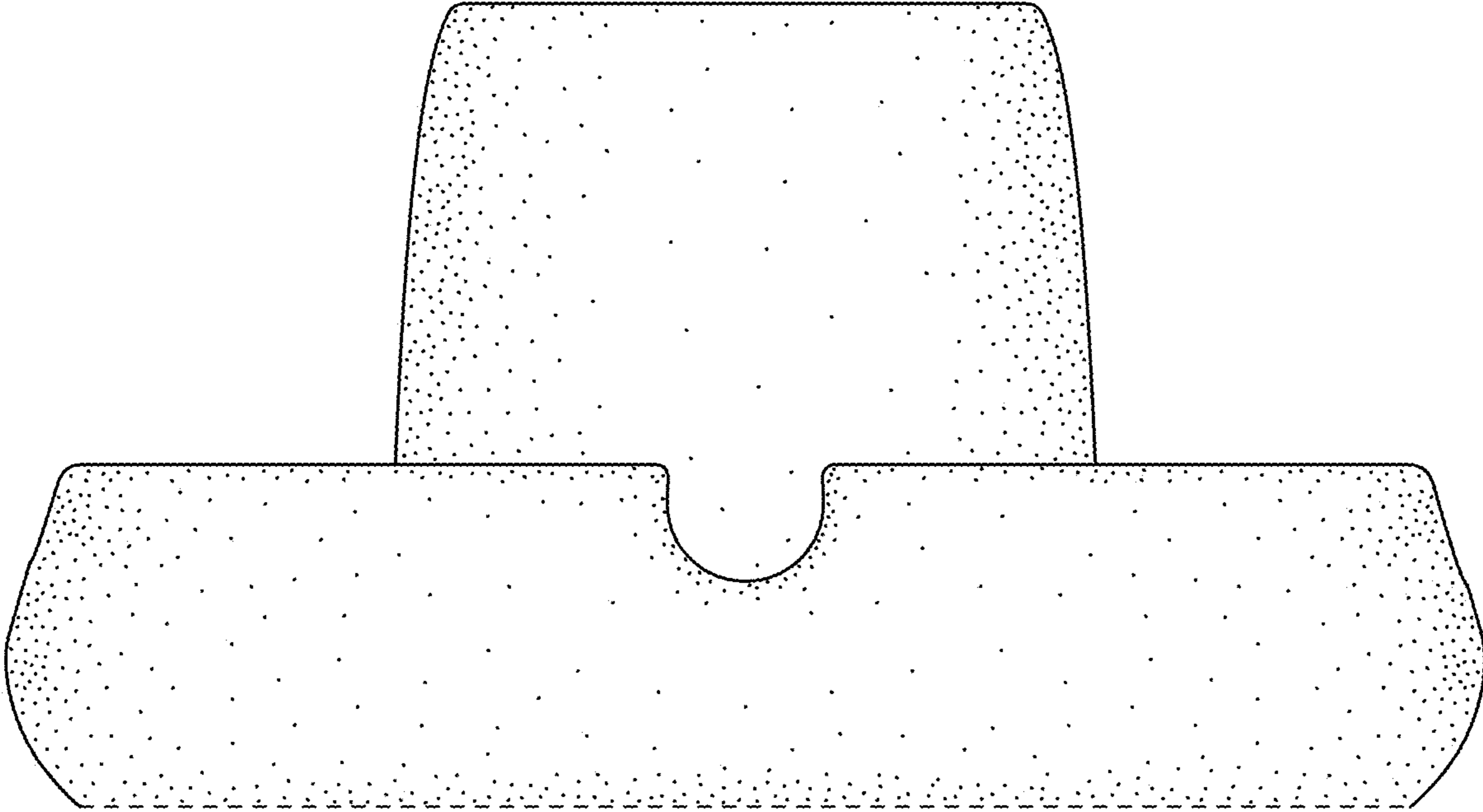


FIG. 5

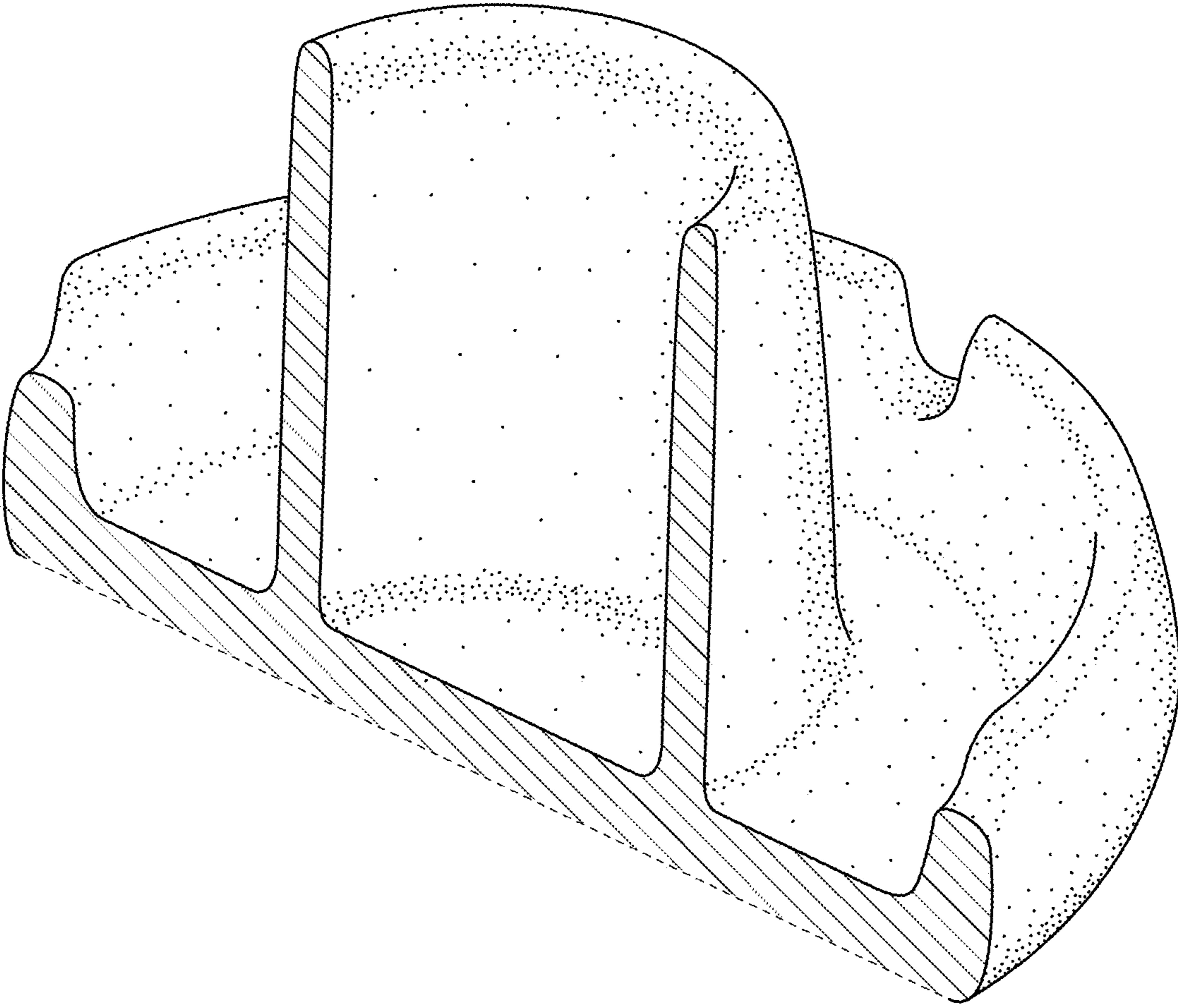


FIG. 6