



US00D877963S

(12) **United States Design Patent** (10) **Patent No.:** **US D877,963 S**
Cinier (45) **Date of Patent:** **** Mar. 10, 2020**

(54) **FLOOR LAMP**

2018/1807; F21S 6/002; F21S 6/003;
F21S 6/005; F21V 21/06

See application file for complete search history.

(71) Applicant: **Michel Cinier**, Sete (FR)

(56) **References Cited**

(72) Inventor: **Michel Cinier**, Sete (FR)

U.S. PATENT DOCUMENTS

(73) Assignee: **Cinier Radiateurs SARL**, Sete (FR)

D675,769 S *	2/2013	Choi	D26/106
D701,981 S *	4/2014	Gates	D26/24
D712,591 S *	9/2014	Sannella	D26/141
D782,726 S *	3/2017	Thompson	D26/93
D827,918 S *	9/2018	Botti	D26/106

(**) Term: **15 Years**

* cited by examiner

(21) Appl. No.: **29/644,902**

Primary Examiner — Brian N. Vinson

(22) Filed: **Apr. 20, 2018**

(74) *Attorney, Agent, or Firm* — Sanchelima & Associates, P.A.; Christian Sanchelima; Jesus Sanchelima

(51) **LOC (12) Cl.** **26-03**

(57) **CLAIM**

(52) **U.S. Cl.**

The ornamental design for floor lamp, as shown and described.

USPC **D26/106**

DESCRIPTION

(58) **Field of Classification Search**

FIG. 1 is an isometric view of a floor lamp showing my new design;

USPC D26/24, 93, 104, 106, 107, 141

FIG. 2 is a front view thereof;

CPC A61N 5/0616; A61N 5/0618; A61N

FIG. 3 is a rear view thereof;

2005/0652; A61N 2005/0654; A61N

FIG. 4 is a left side view thereof;

2005/0642; A61N 2005/0644; A61N

FIG. 5 is a right side view thereof;


2005/0636; A61N 2005/0626; A61N

FIG. 6 is a top view thereof; and,

2005/0627; A61B 2018/00452; A61B

FIG. 7 is a bottom view thereof showing my design.

1 Claim, 6 Drawing Sheets






FIG. 1




FIG. 2

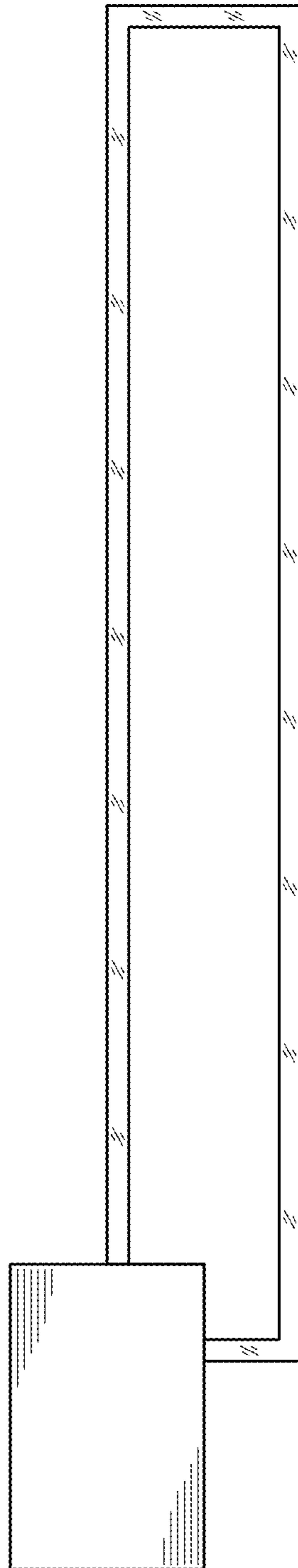


FIG. 3

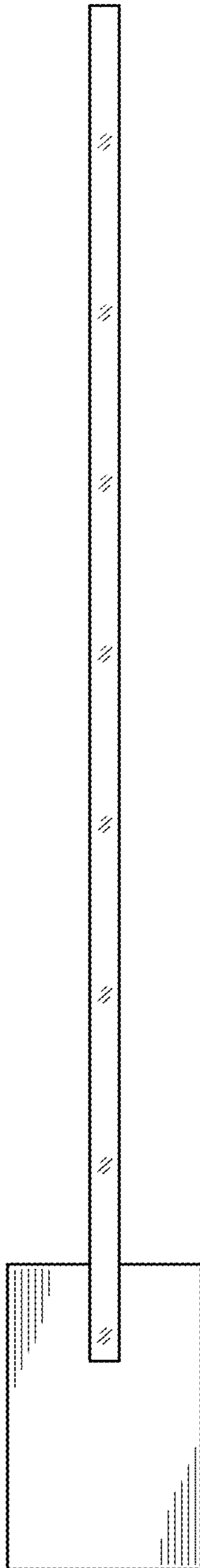


FIG. 4

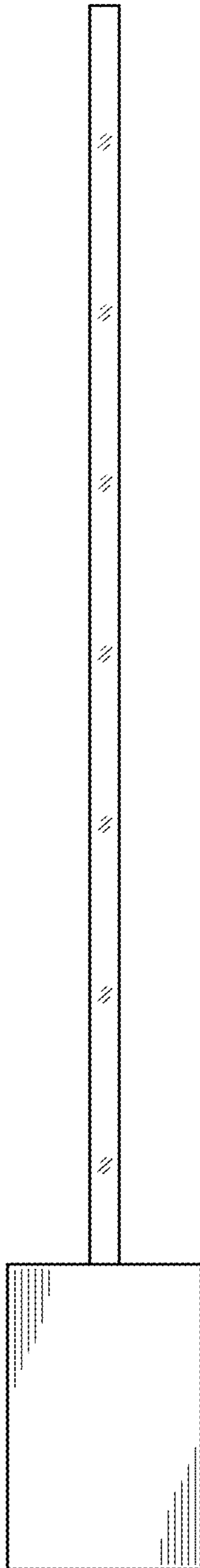


FIG. 5

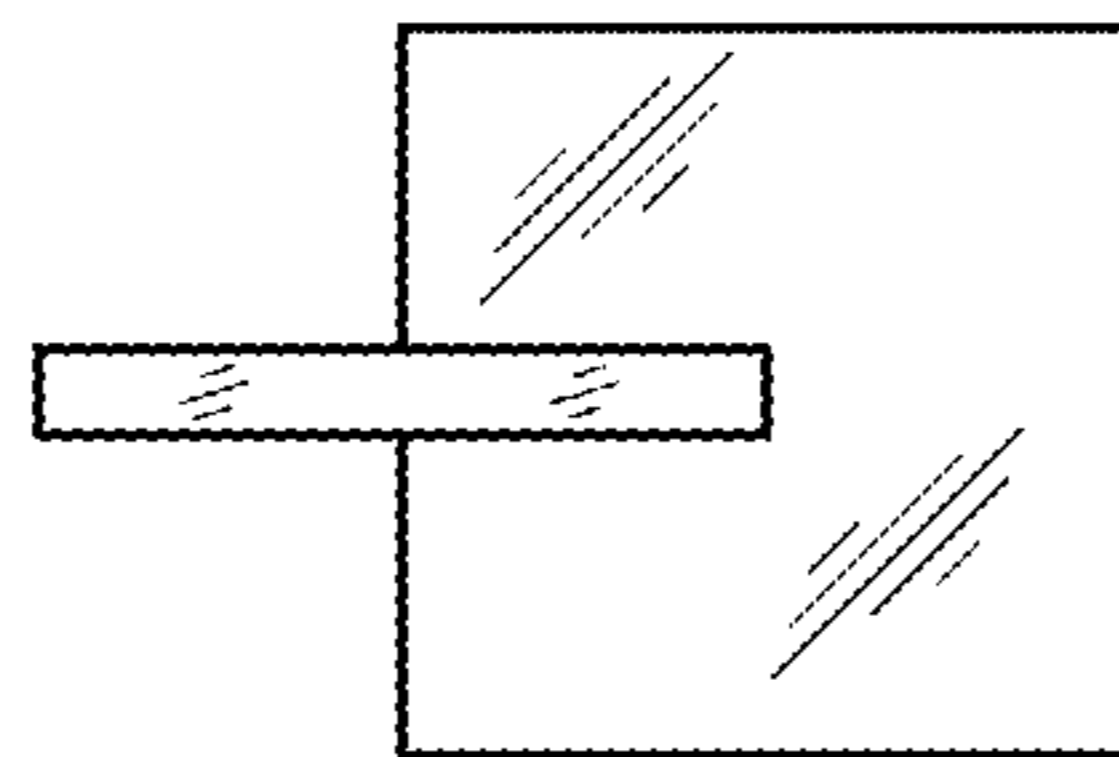


FIG. 6

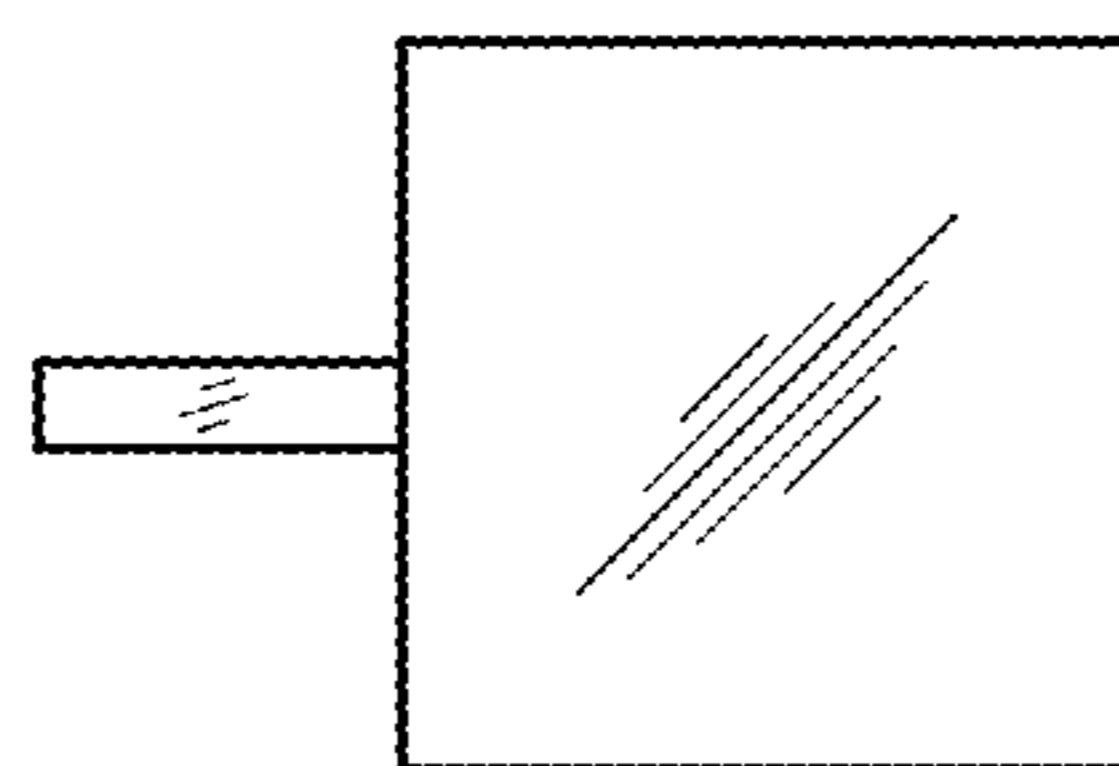


FIG. 7