



US00D877940S

(12) **United States Design Patent** (10) **Patent No.:** **US D877,940 S**
Hanson (45) **Date of Patent:** **** Mar. 10, 2020**

(54) **FENCE POST SUPPORT SYSTEM**
(71) Applicant: **Eric Ian Hanson**, Maple Grove, MN (US)
(72) Inventor: **Eric Ian Hanson**, Maple Grove, MN (US)
(**) Term: **15 Years**
(21) Appl. No.: **29/659,260**
(22) Filed: **Aug. 7, 2018**
(51) **LOC (12) Cl.** **25-01**
(52) **U.S. Cl.**
USPC **D25/126**
(58) **Field of Classification Search**
USPC D25/126-128, 131, 132
CPC . E04H 12/22; E04H 12/2253; E04H 12/2276;
E04H 12/2292; E04H 17/22; Y10T
403/65; E02D 5/60; E02D 27/42
See application file for complete search history.

(56) **References Cited**
U.S. PATENT DOCUMENTS
D26,363 S * 12/1896 Thomas D25/126
3,491,984 A * 1/1970 Nyberg E04F 11/181
256/21
5,203,817 A 4/1993 Klumpjan
5,720,134 A 2/1998 Kurtz
5,733,613 A 3/1998 Baecker
D422,715 S * 4/2000 Chaney D25/38.1
6,886,296 B1 5/2005 John
D583,082 S * 12/2008 Baxter D25/126

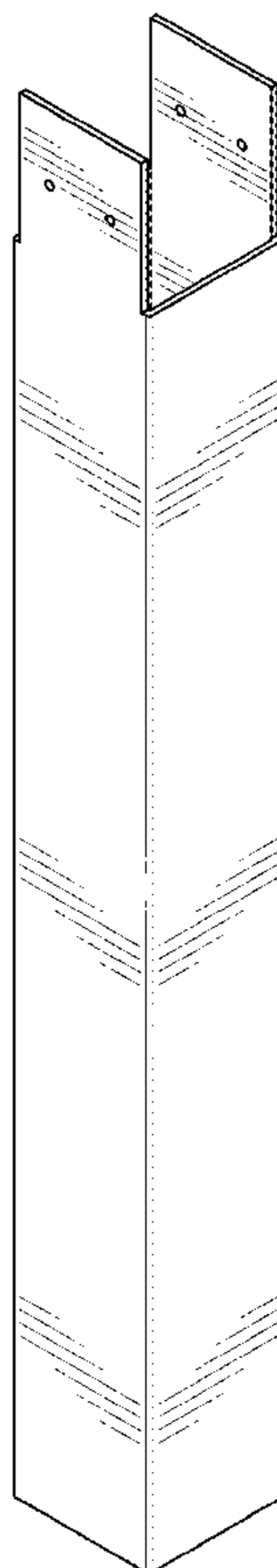
D599,036 S * 8/2009 Baxter D25/122
D671,397 S * 11/2012 McLaughlin D25/133
D673,306 S * 12/2012 Chung D25/133
D799,421 S * 10/2017 Hernandez D13/107
D854,710 S * 7/2019 Hendry D25/126
2015/0225919 A1* 8/2015 Wagler E02D 27/42
52/166
2016/0153211 A1* 6/2016 Hanson E04H 12/2292
52/169.9
2018/0230708 A1* 8/2018 Hanson E04H 12/2292
* cited by examiner

Primary Examiner — Leanne Was-Englehart

(57) **CLAIM**
The ornamental design for a fence post support system, as shown and described.

DESCRIPTION
FIG. 1 is a front, first side, and top perspective view of a fence post support system;
FIG. 2 is a front view thereof;
FIG. 3 is a back view thereof;
FIG. 4 is a first side view thereof;
FIG. 5 is a second side view thereof;
FIG. 6 is a top view thereof;
FIG. 7 is a bottom view thereof; and,
FIG. 8 is a front, first side, and top perspective view thereof, with a fence post coupled to an interior portion of the fence post support system.
The broken line portions of the figure drawings are included to show unclaimed subject matter only for the purpose of illustrating environment and forms no part of the claimed design.

1 Claim, 8 Drawing Sheets



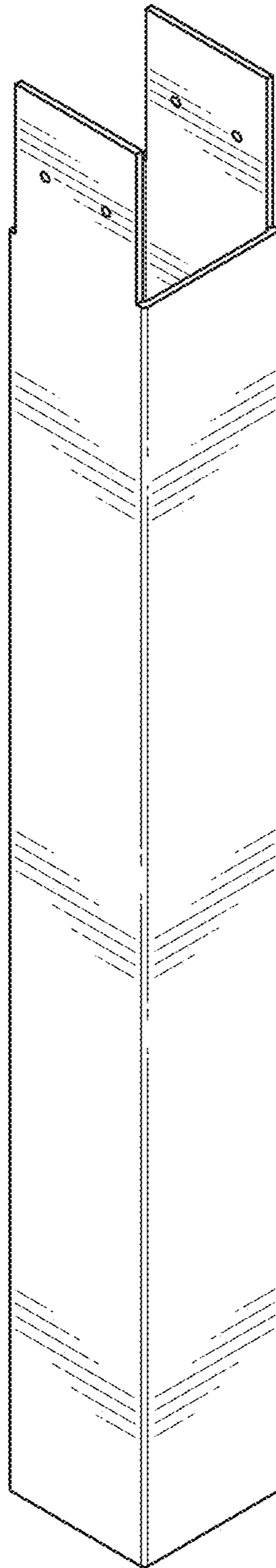


FIG. 1




FIG. 2




FIG. 3




FIG. 4




FIG. 5




FIG. 6

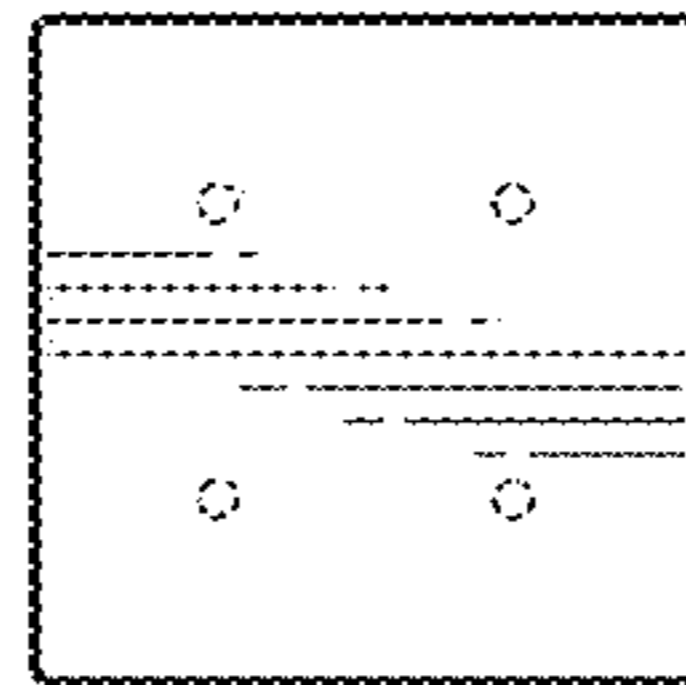


FIG. 7

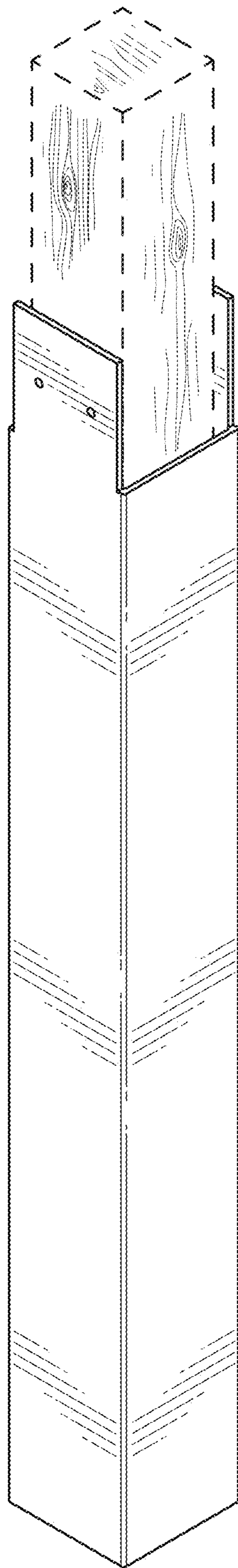


FIG. 8