



US00D877931S

(12) **United States Design Patent**
DaCosta et al.

(10) **Patent No.:** **US D877,931 S**

(45) **Date of Patent:** **** Mar. 10, 2020**

(54) **DISPENSER FOR A DARKENING DRAPE**

D796,036 S * 8/2017 Ren D24/132
D796,685 S * 9/2017 Ohizep D24/189
D800,917 S * 10/2017 Cataldo D24/234
D804,677 S * 12/2017 Ramires D24/189

(71) Applicant: **MolecuLight, Inc.**, Toronto (CA)

(72) Inventors: **Ralph DaCosta**, Etobicoke (CA);
Garrett Vermey, Toronto (CA); **Nitesh Mistry**, Markham (CA); **Danielle Dunham**, Toronto (CA); **Simon Treadwell**, Toronto (CA); **Sonia Gulia**, Toronto (CA)

(Continued)
Primary Examiner — Rhea Shields
(74) *Attorney, Agent, or Firm* — Jones Robb, PLLC

(73) Assignee: **MolecuLight, Inc.**, Toronto (CA)

(**) Term: **15 Years**

(21) Appl. No.: **29/647,052**

(22) Filed: **May 9, 2018**

(51) **LOC (12) Cl.** **24-99**

(52) **U.S. Cl.**
USPC **D24/231**

(58) **Field of Classification Search**
USPC D24/231, 184, 188, 189, 234, 132, 190
CPC A61F 11/08; A61M 16/06; A61M 5/3213;
A61B 50/22
See application file for complete search history.

(57) **CLAIM**

The ornamental design for a dispenser for a darkening drape, as shown and described.

DESCRIPTION

FIG. 1 is a front perspective view of a dispenser for a darkening drape showing our new design.

FIG. 2 is a top view thereof.

FIG. 3 is a side view thereof.

FIG. 4 is a side view thereof, shown in an environment;

FIG. 5 is a top view thereof, shown in an environment; and,

FIG. 6 is a side view thereof, shown in an environment.

The broken lines showing a darkening drape on the dispenser for a darkening drape in FIGS. 4-6 are provided for the purpose of illustrating environmental structure; whereas all other broken lines show portions of the dispenser for a darkening drape. The broken line showings of the darkening drape and portions of the dispenser for a darkening drape do not form part of the claimed design.

The light weight lines in the figures show surface contour and material and not surface ornamentation.

It would be understood that a front view, back view, right side view, and left side view of the dispenser for a darkening drape would all be identical, and are each represented by the side view of the dispenser for a darkening drape of FIG. 3. A bottom view of the dispenser for a darkening drape is omitted as the bottom view forms no part of the claimed design.

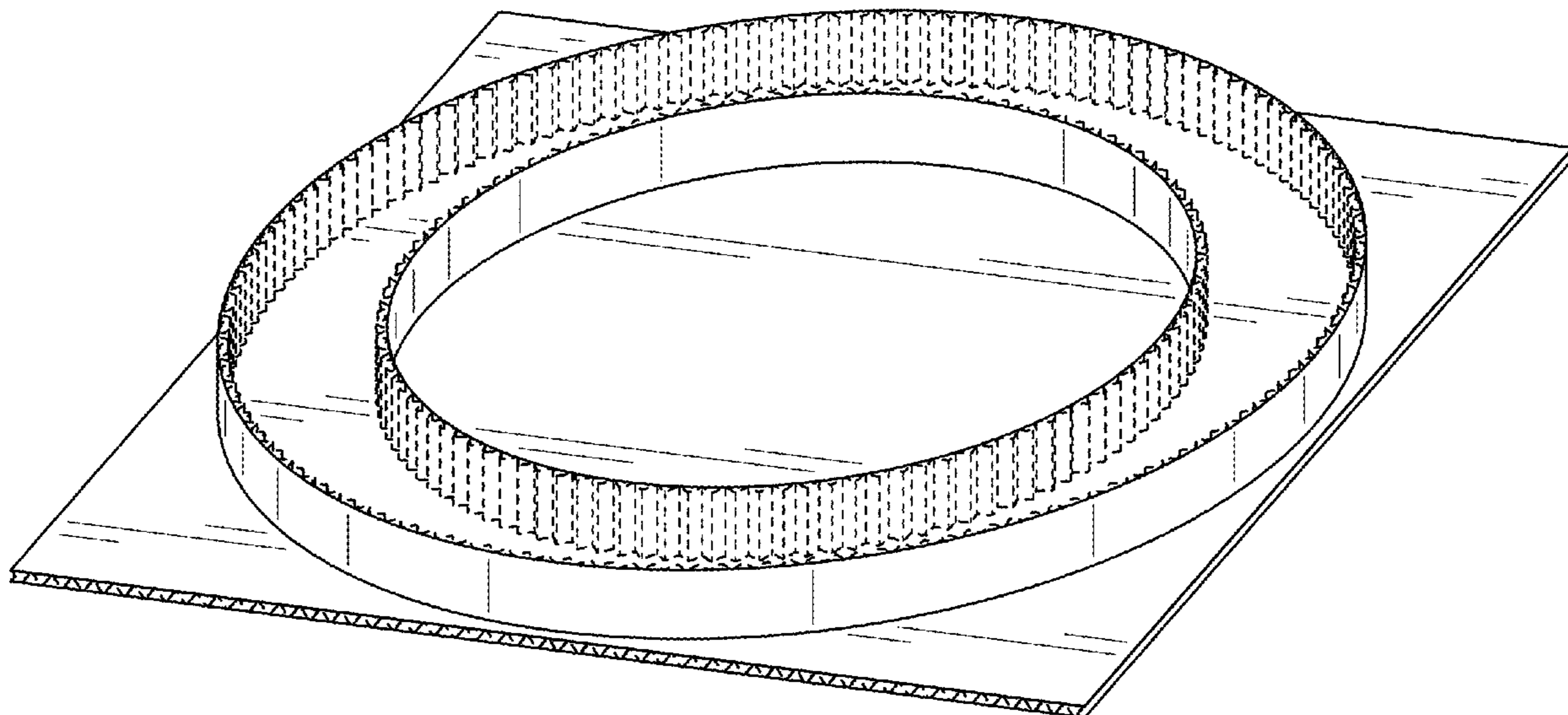
The dispenser for a darkening drape is not limited to the scale shown herein.

1 Claim, 5 Drawing Sheets

(56) **References Cited**

U.S. PATENT DOCUMENTS

D256,161 S *	7/1980	Oliver	D24/189
D318,920 S *	8/1991	Bruhl, Jr.	D24/184
5,097,963 A *	3/1992	Chernosky	A61B 50/22
				206/366
5,488,944 A *	2/1996	Kennedy	A61M 16/06
				128/202.18
6,279,743 B1 *	8/2001	Ballard	A61M 5/3213
				128/852
D456,518 S *	4/2002	Ioannides	D24/190
D467,345 S *	12/2002	Gingles	D24/189
D498,536 S *	11/2004	Ewonce	D24/189



(56)

References Cited

U.S. PATENT DOCUMENTS

D804,678 S * 12/2017 Ramires D24/189
D810,949 S * 2/2018 Osher D24/188
D851,772 S * 6/2019 Haines D24/184

* cited by examiner

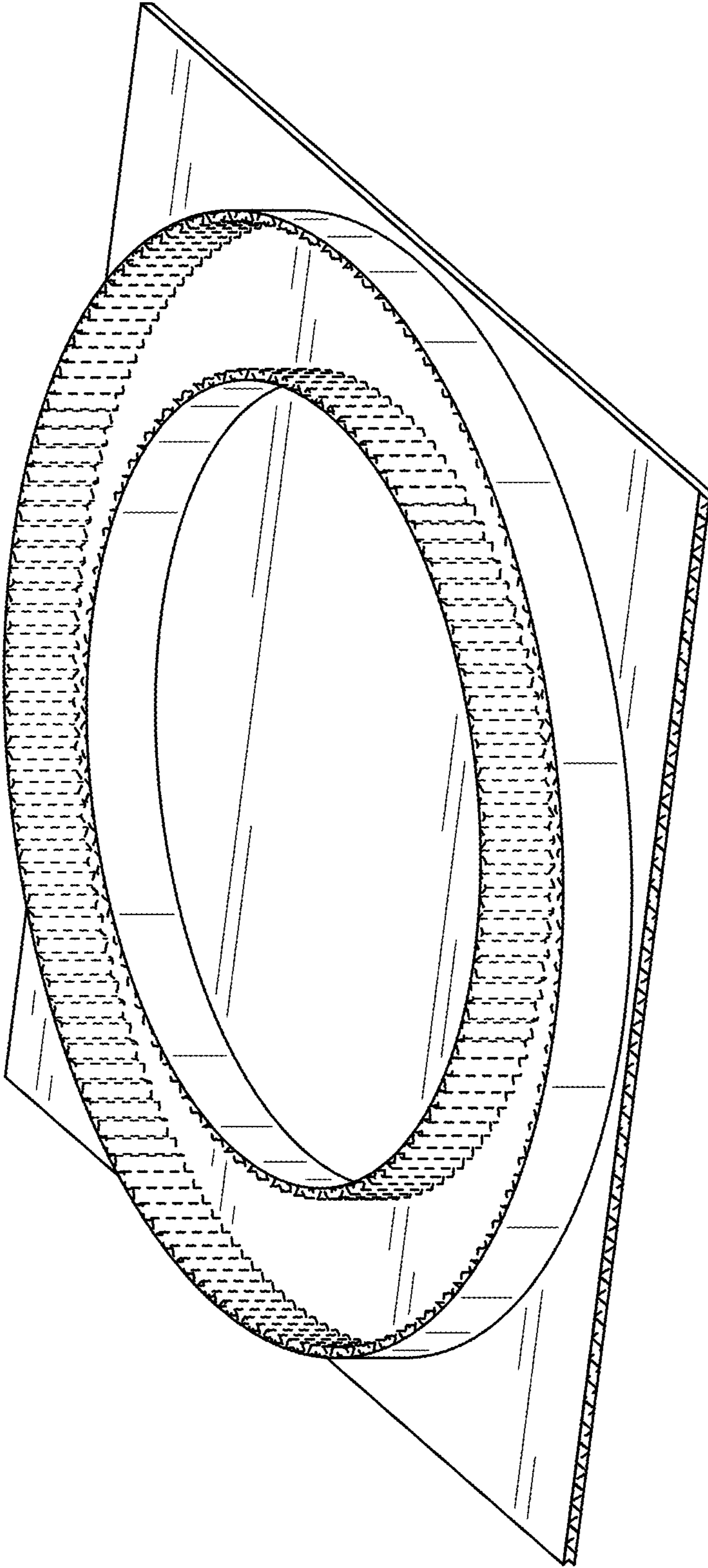


FIG. 1

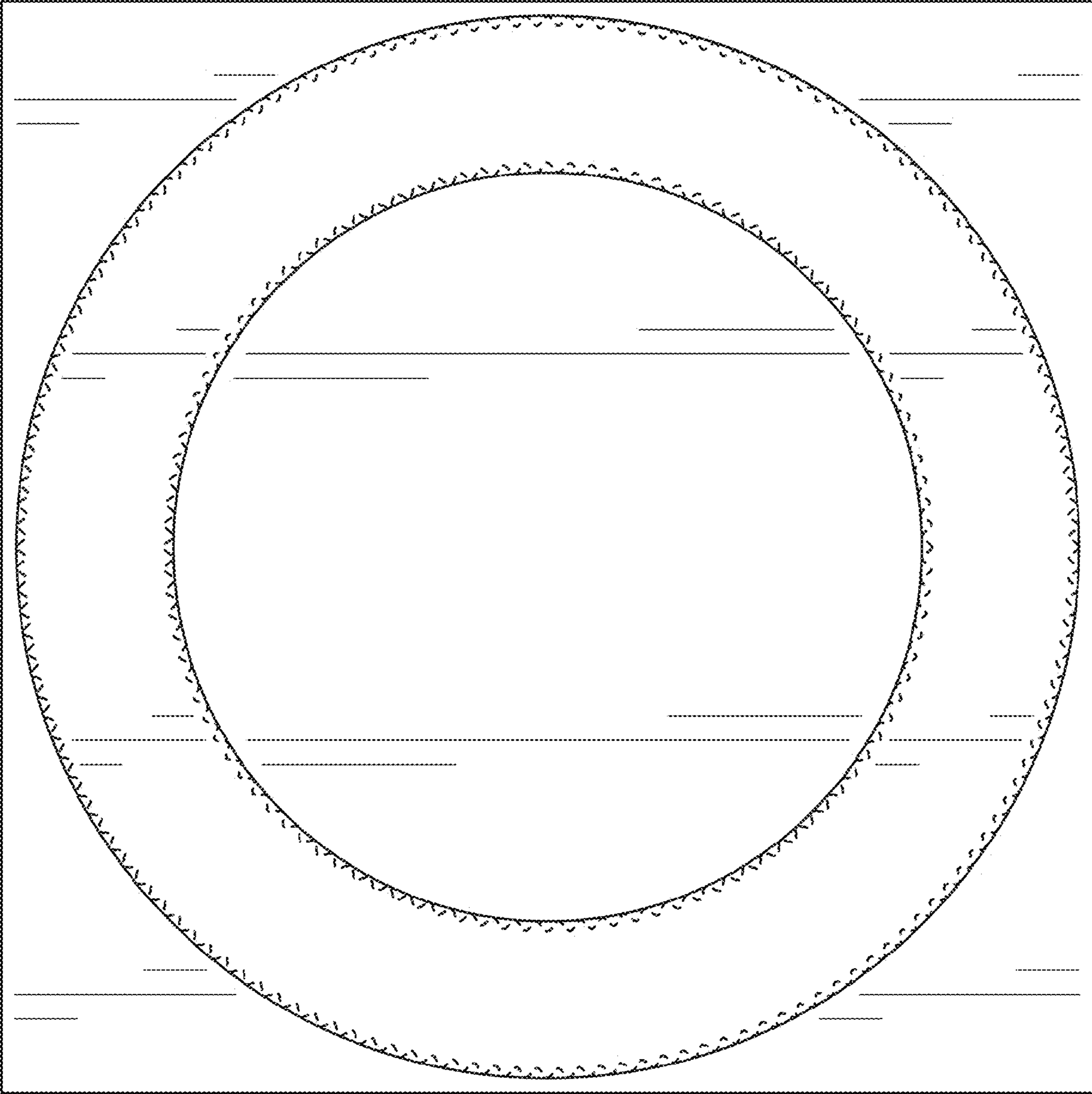


FIG. 2



FIG. 3



FIG. 4

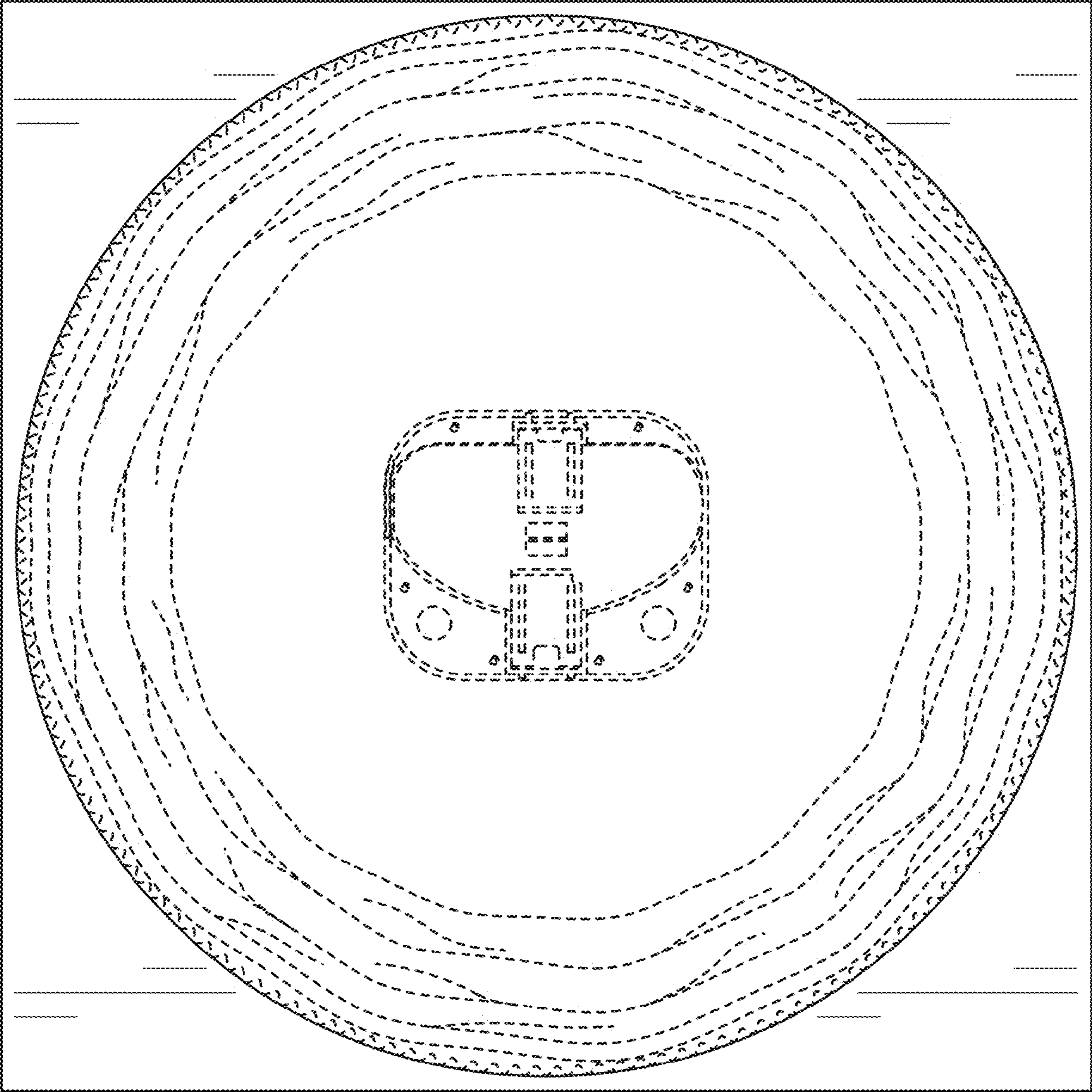


FIG. 5

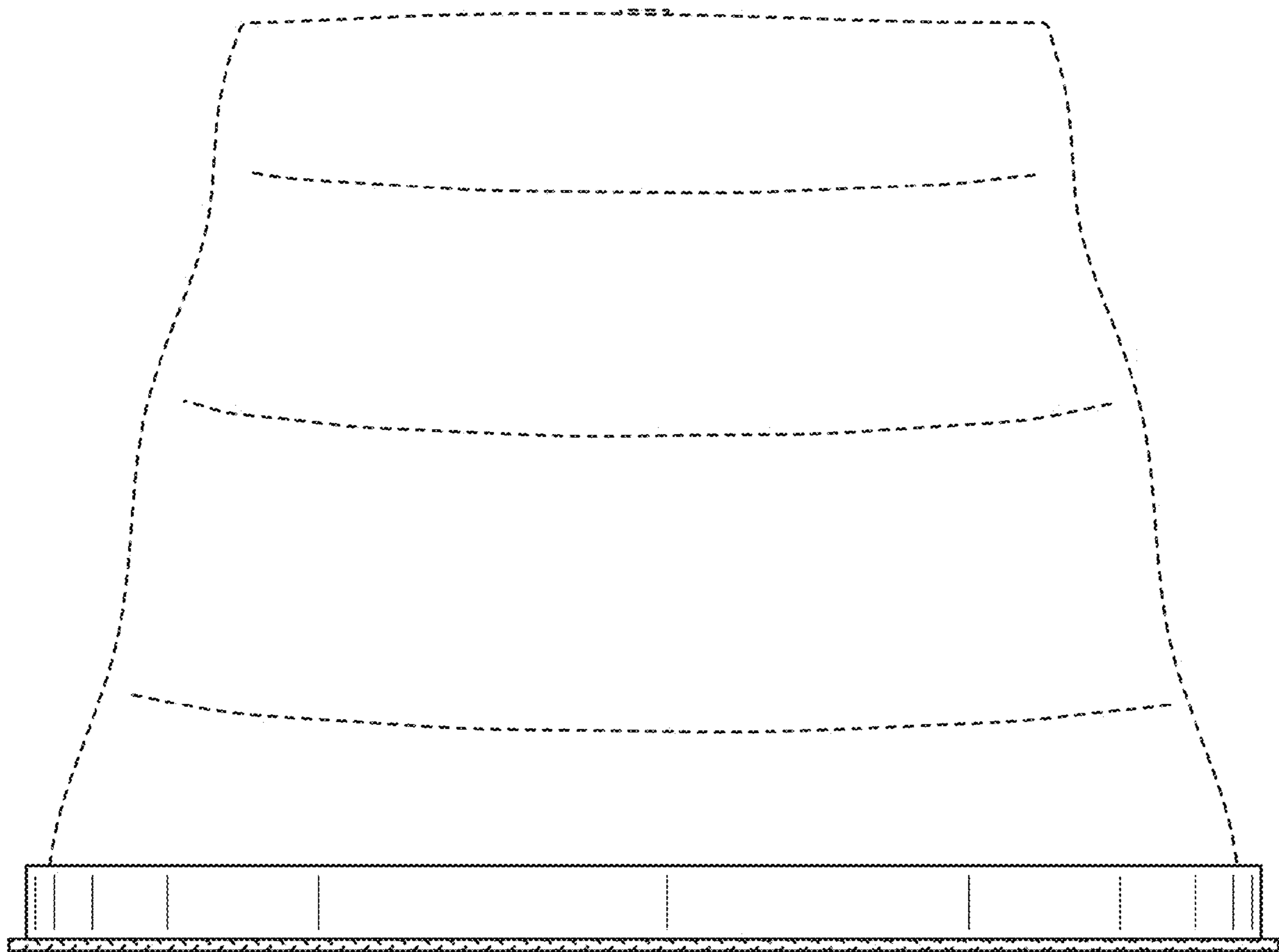


FIG. 6