



US00D877885S

(12) **United States Design Patent**  
**Bergman**

(10) **Patent No.:** **US D877,885 S**  
(45) **Date of Patent:** **\*\* Mar. 10, 2020**

(54) **EARLESS FILTER MASK**

FOREIGN PATENT DOCUMENTS

(71) Applicant: **Marleen Myers Bergman**, Houston, TX (US)

WO 2018057491 A1 3/2018

(72) Inventor: **Marleen Myers Bergman**, Houston, TX (US)

OTHER PUBLICATIONS

(\*\*) Term: **15 Years**

International Search Report of the International Searching Authority (USPTO) for international application PCT/US2017/52187 dated Nov. 24, 2017.

(21) Appl. No.: **29/679,435**

(Continued)

(22) Filed: **Feb. 6, 2019**

*Primary Examiner* — Lilyana Bekic

(51) **LOC (12) Cl.** ..... **29-02**

(74) *Attorney, Agent, or Firm* — Basil M. Angelo; Angelo IP

(52) **U.S. Cl.**  
USPC ..... **D24/110.1**; D29/108

(57) **CLAIM**

The ornamental design for an earless filter mask, as shown and described.

(58) **Field of Classification Search**  
USPC ..... D24/110.1–110.2; D29/108, 110  
CPC ..... A62B 18/025; A62B 23/025; A41D 13/11;  
A41D 13/1107; A41D 13/1115; A41D  
13/113; A41D 13/1161  
See application file for complete search history.

**DESCRIPTION**

(56) **References Cited**

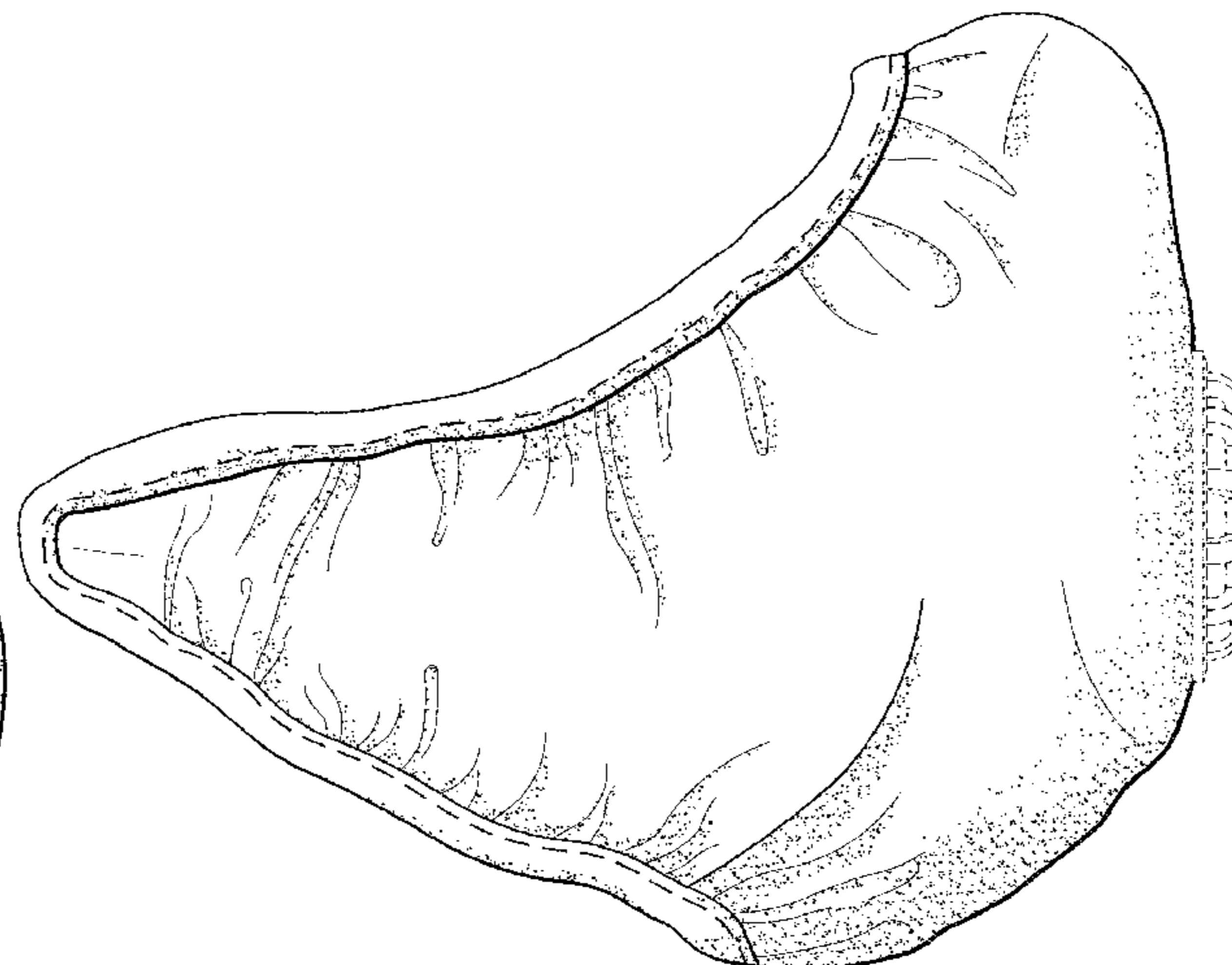
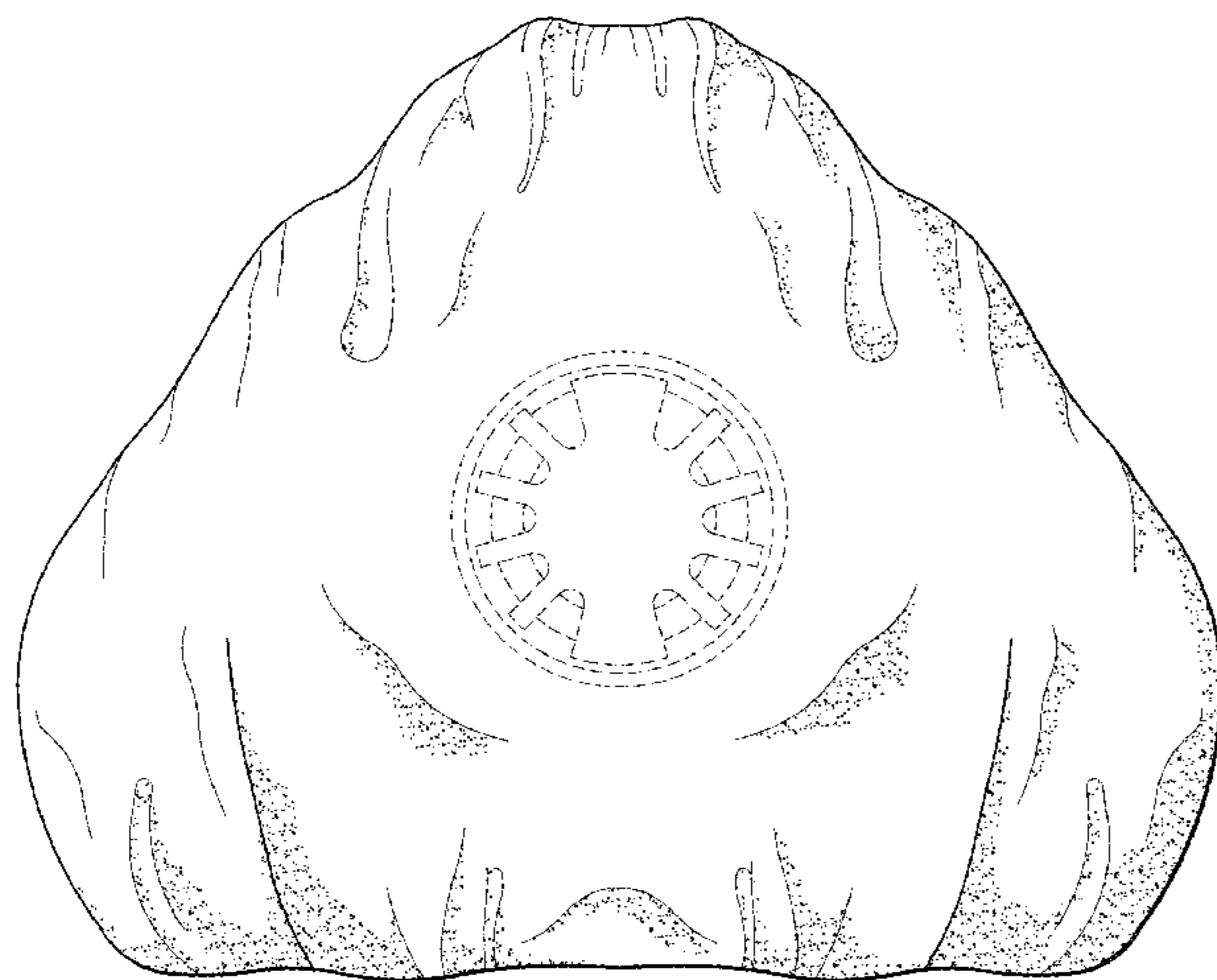
U.S. PATENT DOCUMENTS

D229,127 S *	11/1973	Franklin	.....	D29/108
D270,110 S *	8/1983	Moore	.....	128/201.15
5,575,009 A *	11/1996	Ryvin	.....	A41D 13/1153
				2/173
D420,769 S *	2/2000	White	.....	D24/110.1
6,338,340 B1	1/2002	Finch et al.		
7,032,751 B2 *	4/2006	Bell	.....	A41D 13/1161
				128/206.19
D636,128 S *	4/2011	Hancock	.....	D29/108
D638,171 S *	5/2011	Goranov	.....	D29/108
D658,334 S *	4/2012	Goranov	.....	D29/108
D725,827 S *	3/2015	Boley-Morse	.....	D29/108
D765,237 S *	8/2016	Danford	.....	D24/110.1
9,579,540 B1 *	2/2017	Danford	.....	A63B 21/0004
9,894,893 B2 *	2/2018	Wynalda, Jr.	.....	A01M 31/008

(Continued)

FIG. 1 is a front elevation view of an earless filter mask showing my new design;  
 FIG. 2 is a rear elevation view thereof;  
 FIG. 3 is a left side elevation view thereof;  
 FIG. 4 is a right side elevation view thereof;  
 FIG. 5 is a top plan view thereof;  
 FIG. 6 is a bottom plan view thereof;  
 FIG. 7 is a front view thereof shown in an environment of use;  
 FIG. 8 is a front perspective view thereof shown in an environment of use;  
 FIG. 9 is a rear perspective view thereof shown in an environment of use;  
 FIG. 10 is a front perspective view thereof shown in another environment of use; and,  
 FIG. 11 is a rear perspective view thereof shown in another environment of use.  
 The broken lines showing the people of FIGS. 7-11 depict environment and form no part of the claimed design. All other broken lines, including stitching, form no part of the claimed design.

**1 Claim, 11 Drawing Sheets**



(56)

**References Cited**

## U.S. PATENT DOCUMENTS

D820,434	S	6/2018	Bergman	
10,449,398	B2	10/2019	Bergman	
2002/0162556	A1*	11/2002	Smith	..... A61B 5/087 128/207.12
2004/0078869	A1*	4/2004	Bell	..... A41D 13/1161 2/206
2005/0051172	A1	3/2005	Lee	
2010/0101584	A1*	4/2010	Bledstein	..... A62B 18/10 128/863
2013/0319420	A1*	12/2013	Danford	..... A62B 18/10 128/206.21
2016/0129287	A1*	5/2016	Danford	..... A62B 23/025 128/863
2018/0078797	A1	3/2018	Bergman	
2018/0280738	A1*	10/2018	Gabriel	..... A62B 18/08
2019/0166929	A1*	6/2019	Bergman	..... A41D 13/1138
2020/0008970	A1*	1/2020	Parker	..... A41D 13/1107

## OTHER PUBLICATIONS

Video entitled "3M™ Half Facepiece Respirator 7500 Series Training Video—Full" obtained from <https://youtu.be/mlWyMPFwE18>.

Video entitled "Respro Techno Anti-Pollution Mask Review" obtained from <https://youtu.be/SO7TKi7MVz8>.

Written Opinion of the International Searching Authority (USPTO) for international application PCT/US2017/52187 dated Nov. 24, 2017.

USPTO Notice of Allowance issued in Design U.S. Appl. No. 29/578,394, dated May 16, 2018.

USPTO Notice of Allowance issued in U.S. Appl. No. 15/271,688, dated Sep. 5, 2019.

\* cited by examiner

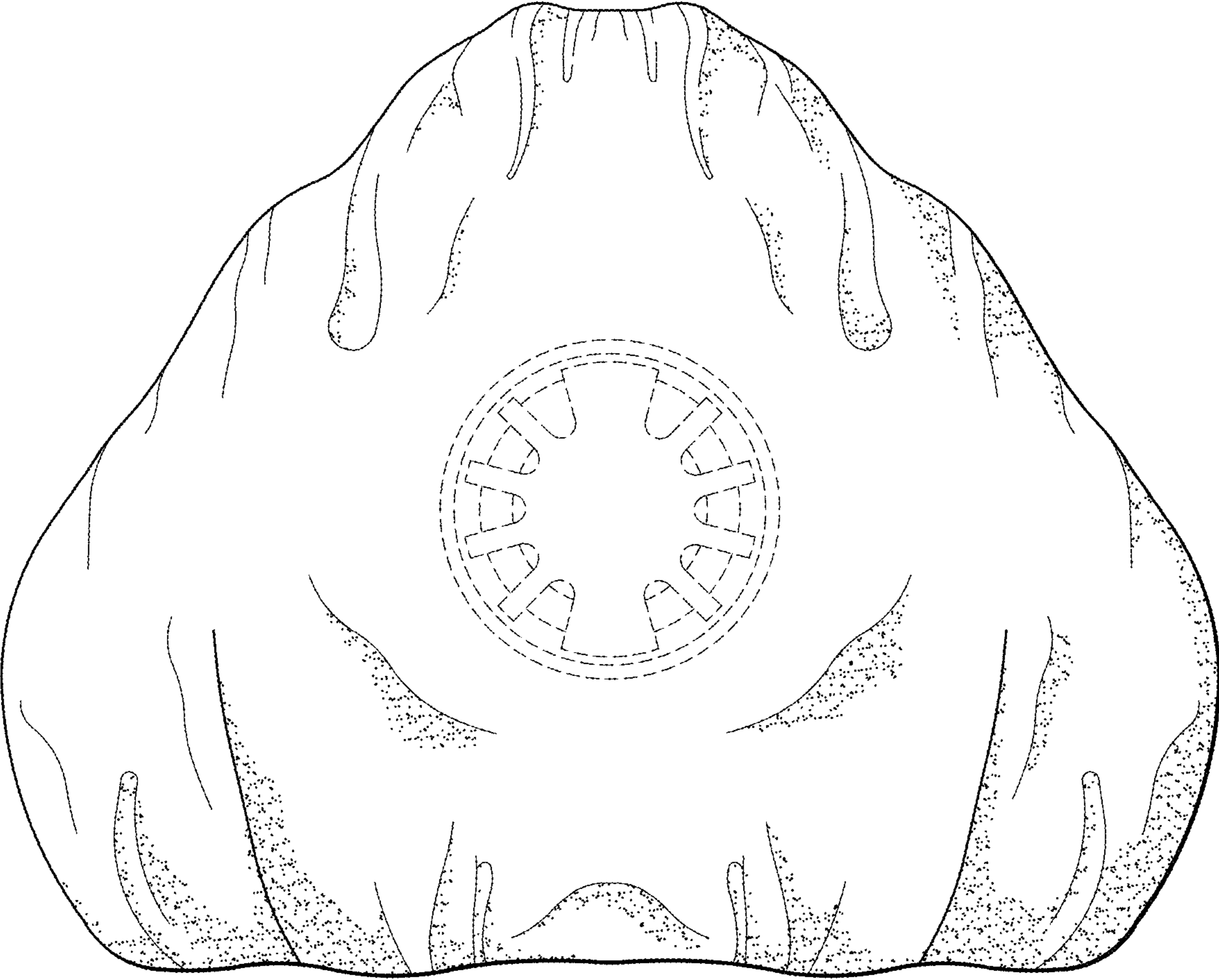


FIG. 1

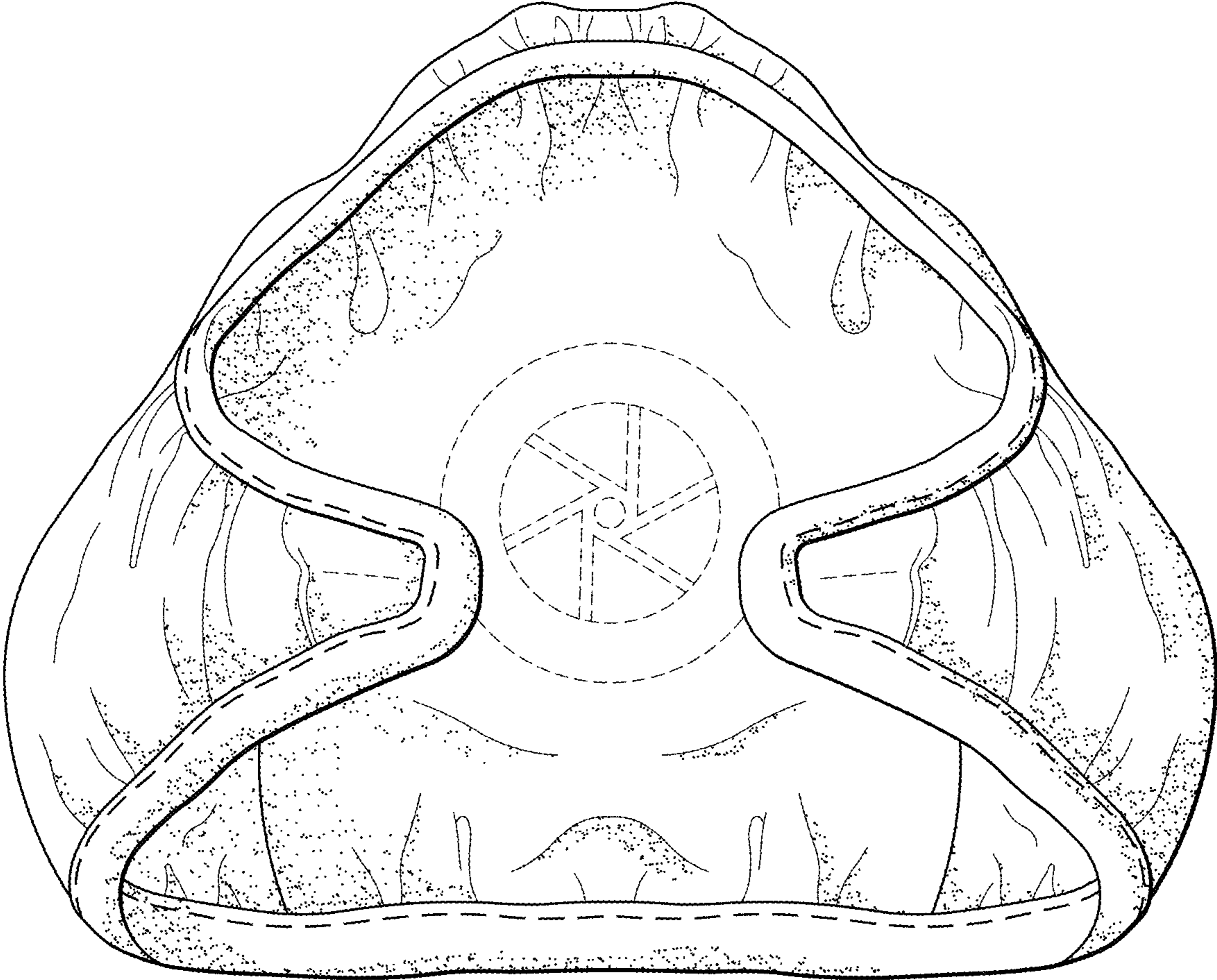


FIG. 2

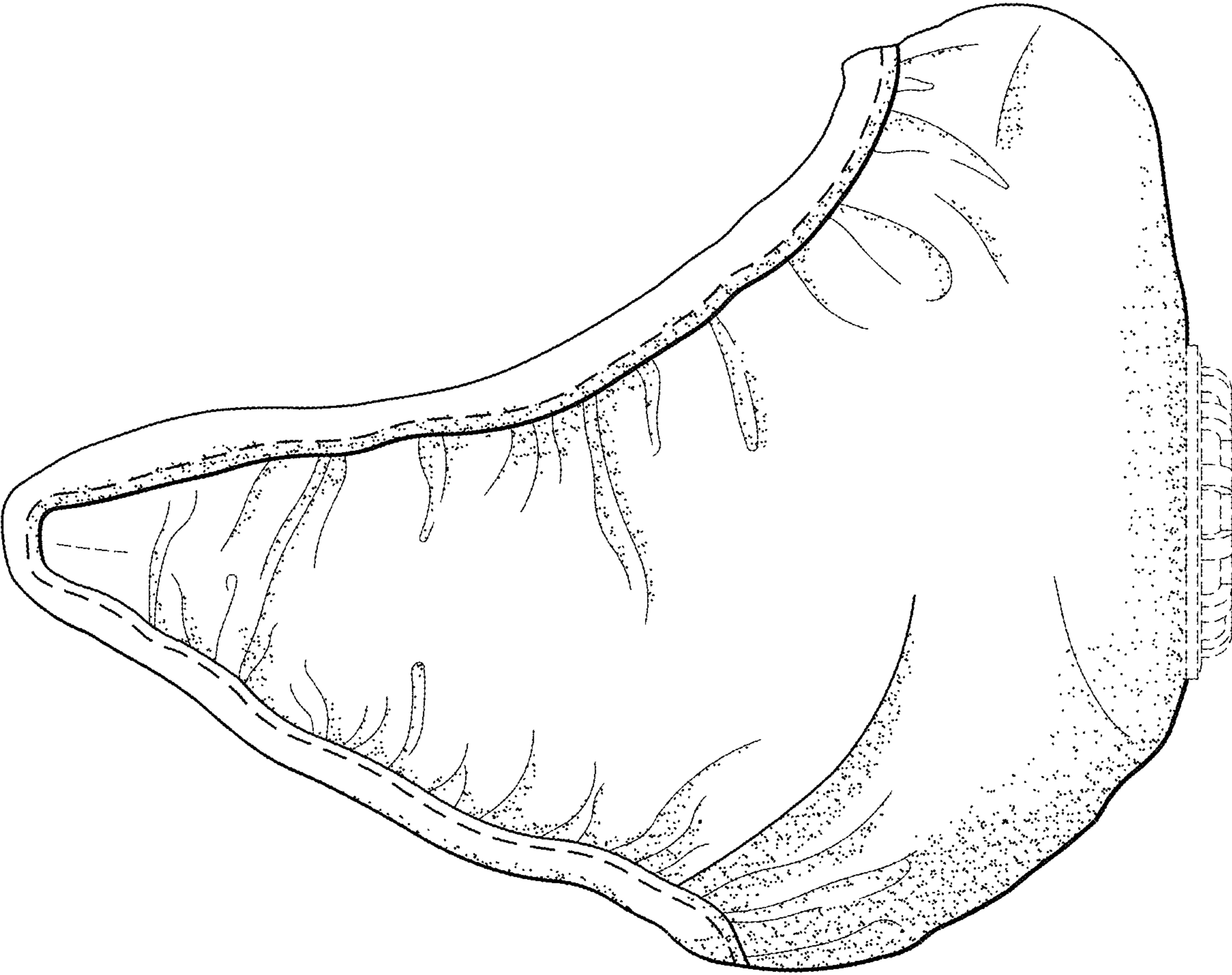


FIG. 3

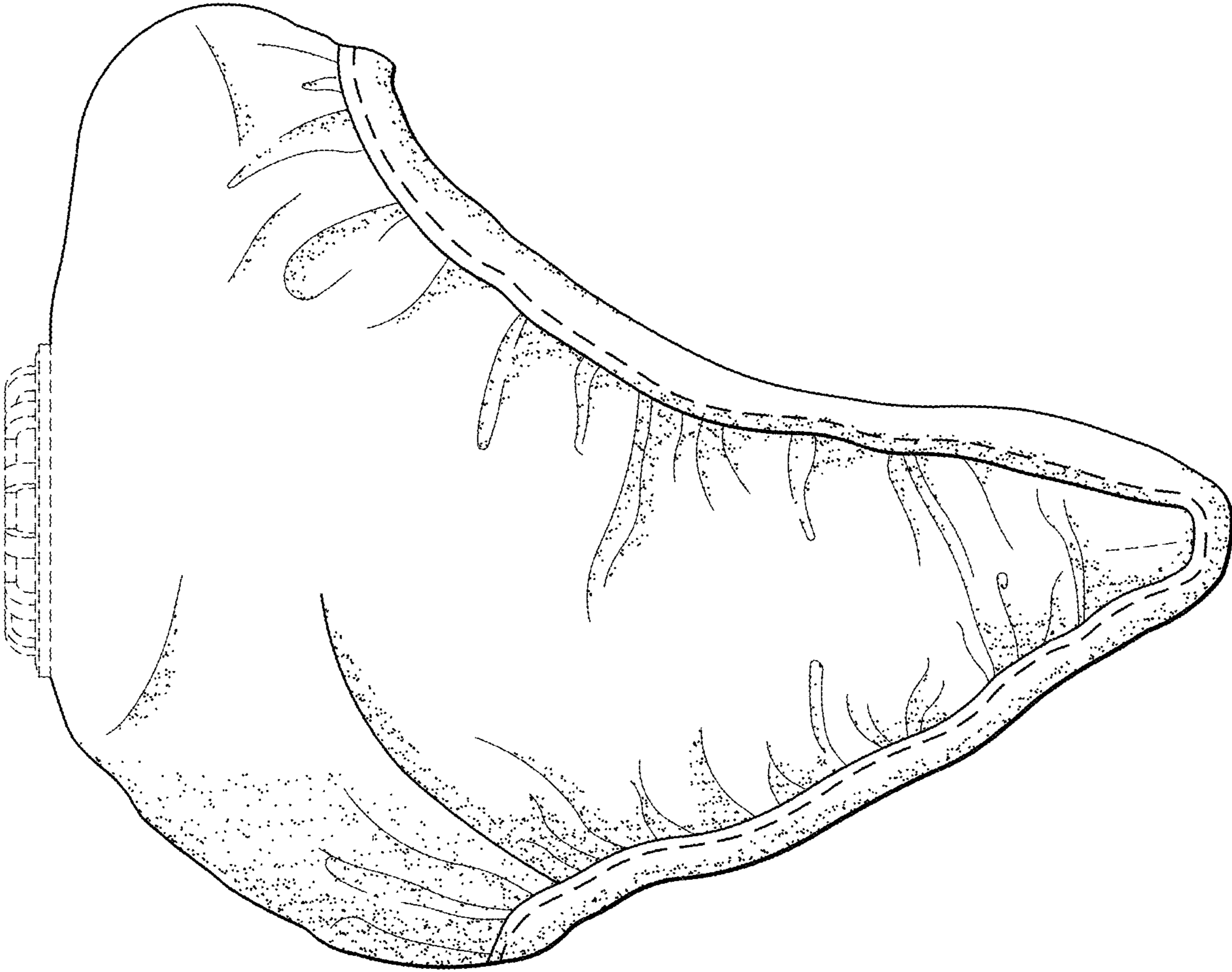


FIG. 4

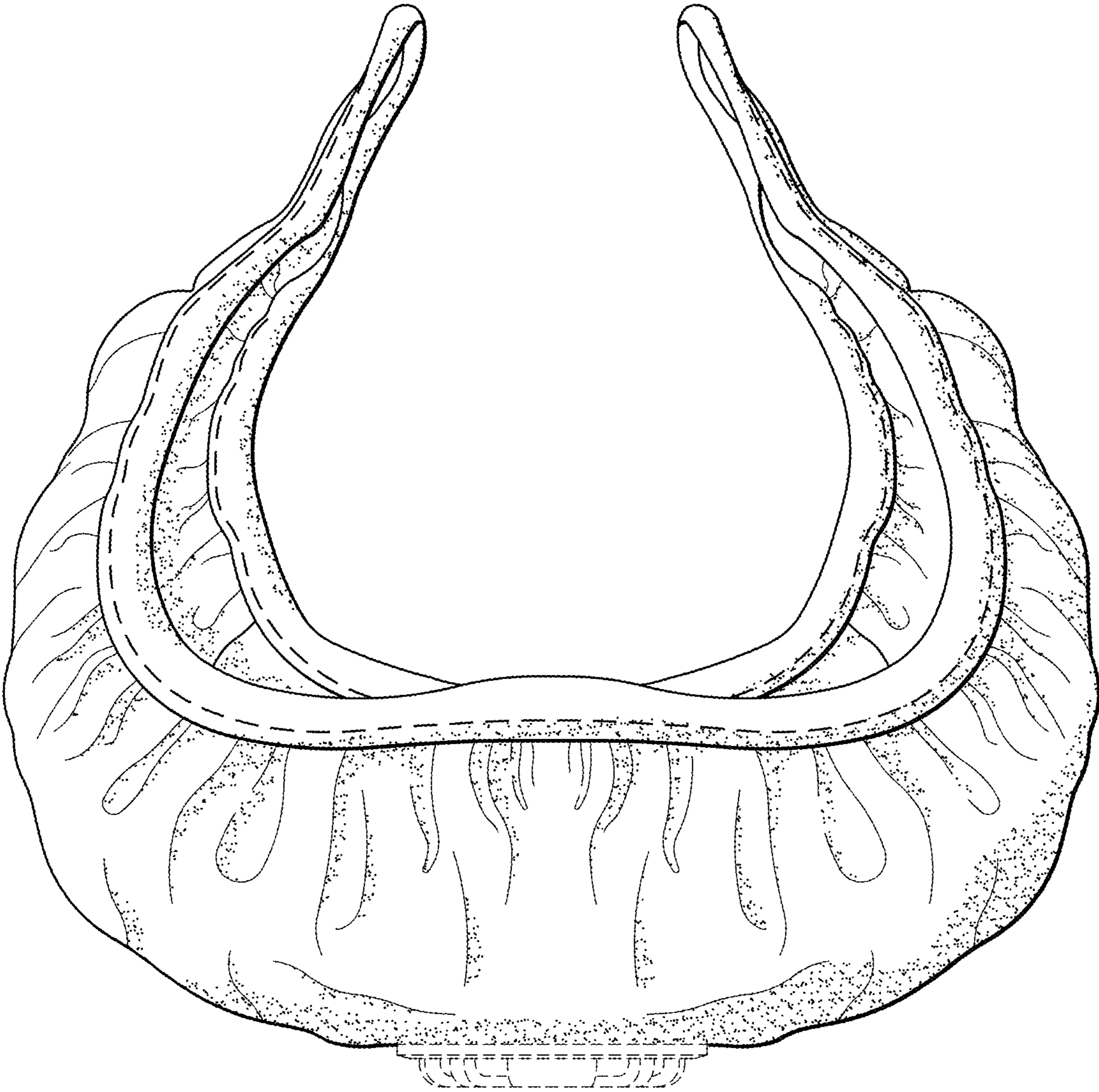


FIG. 5

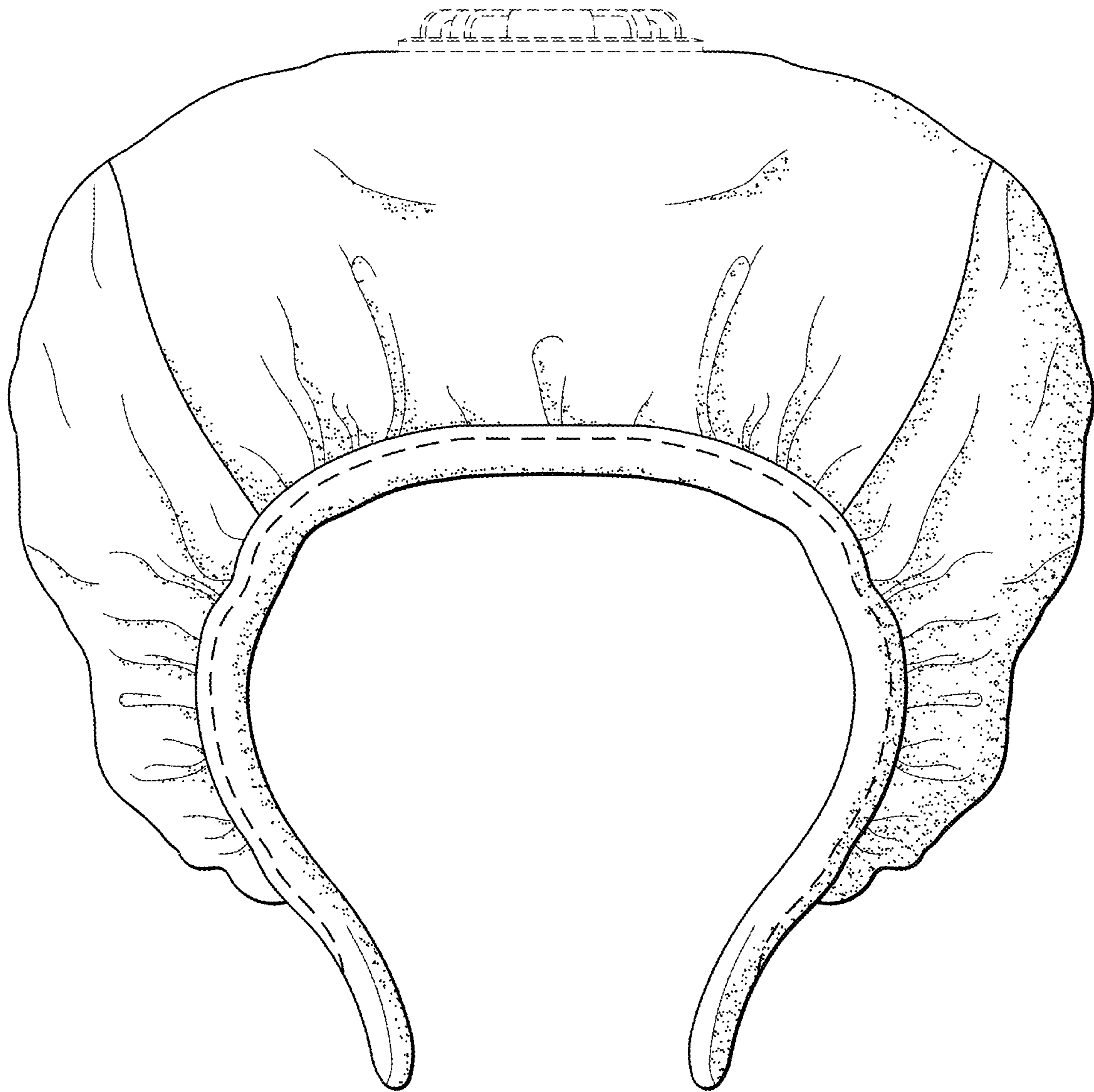


FIG. 6



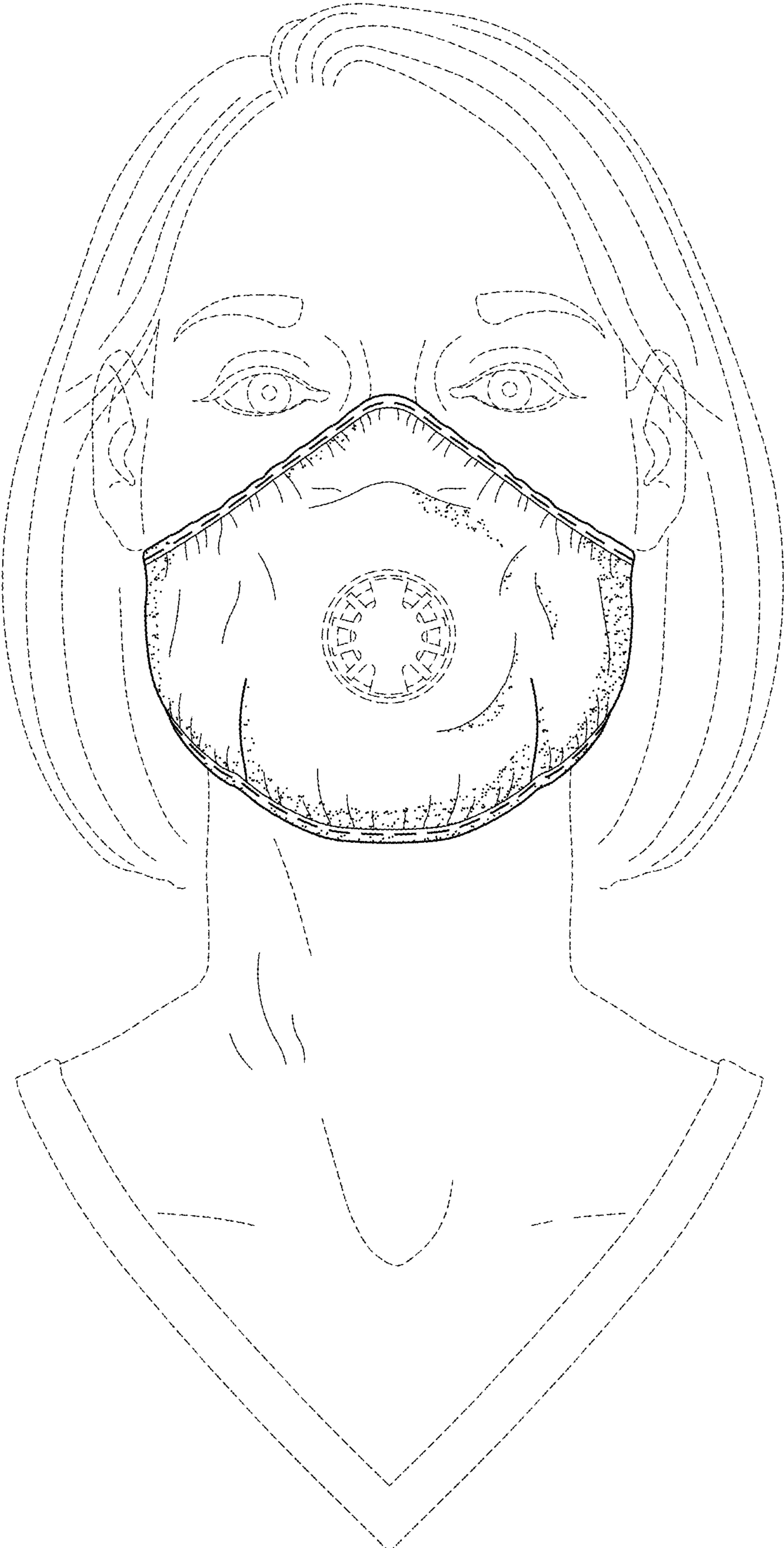


FIG. 7



FIG. 8

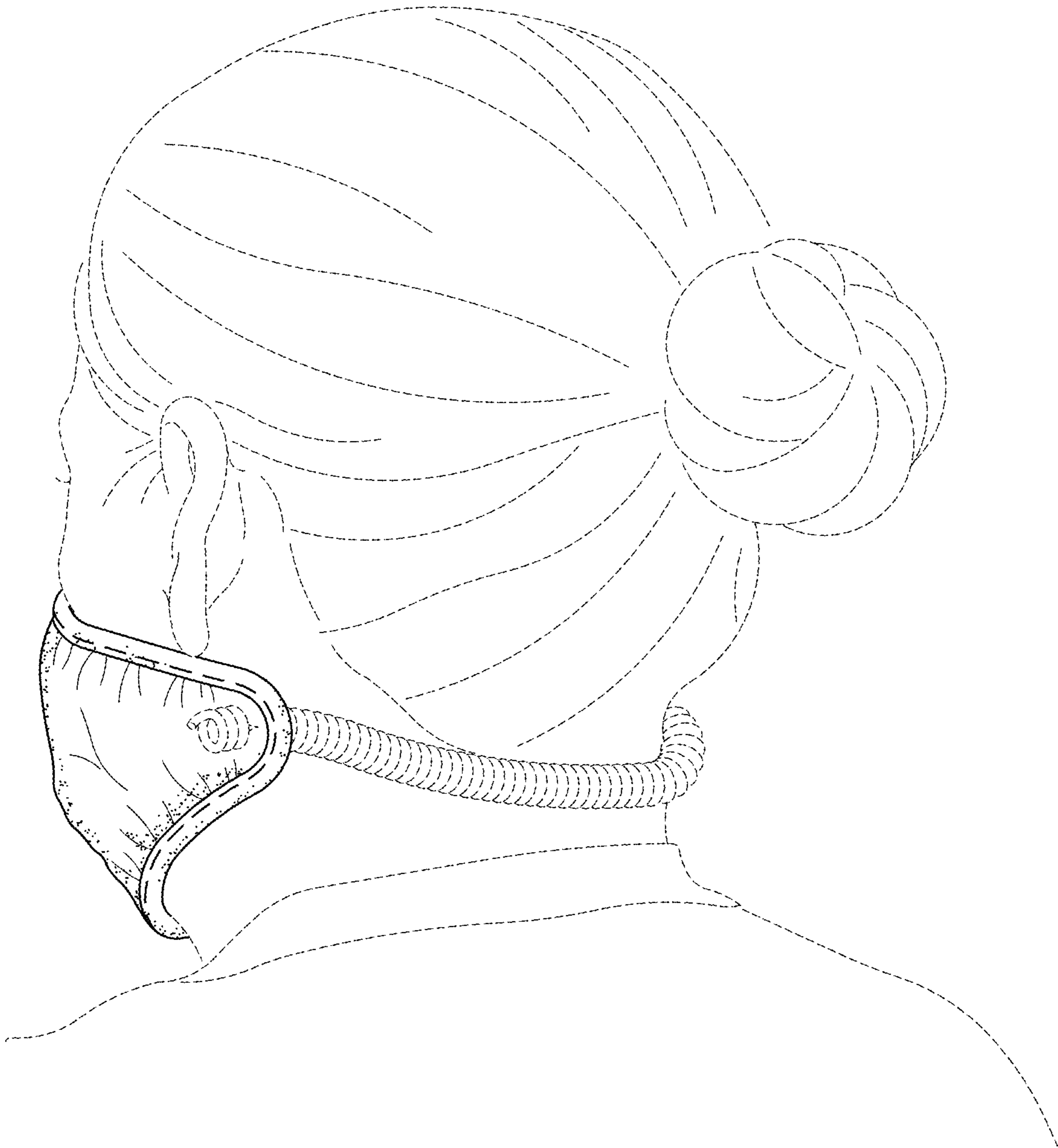


FIG. 9



FIG. 10

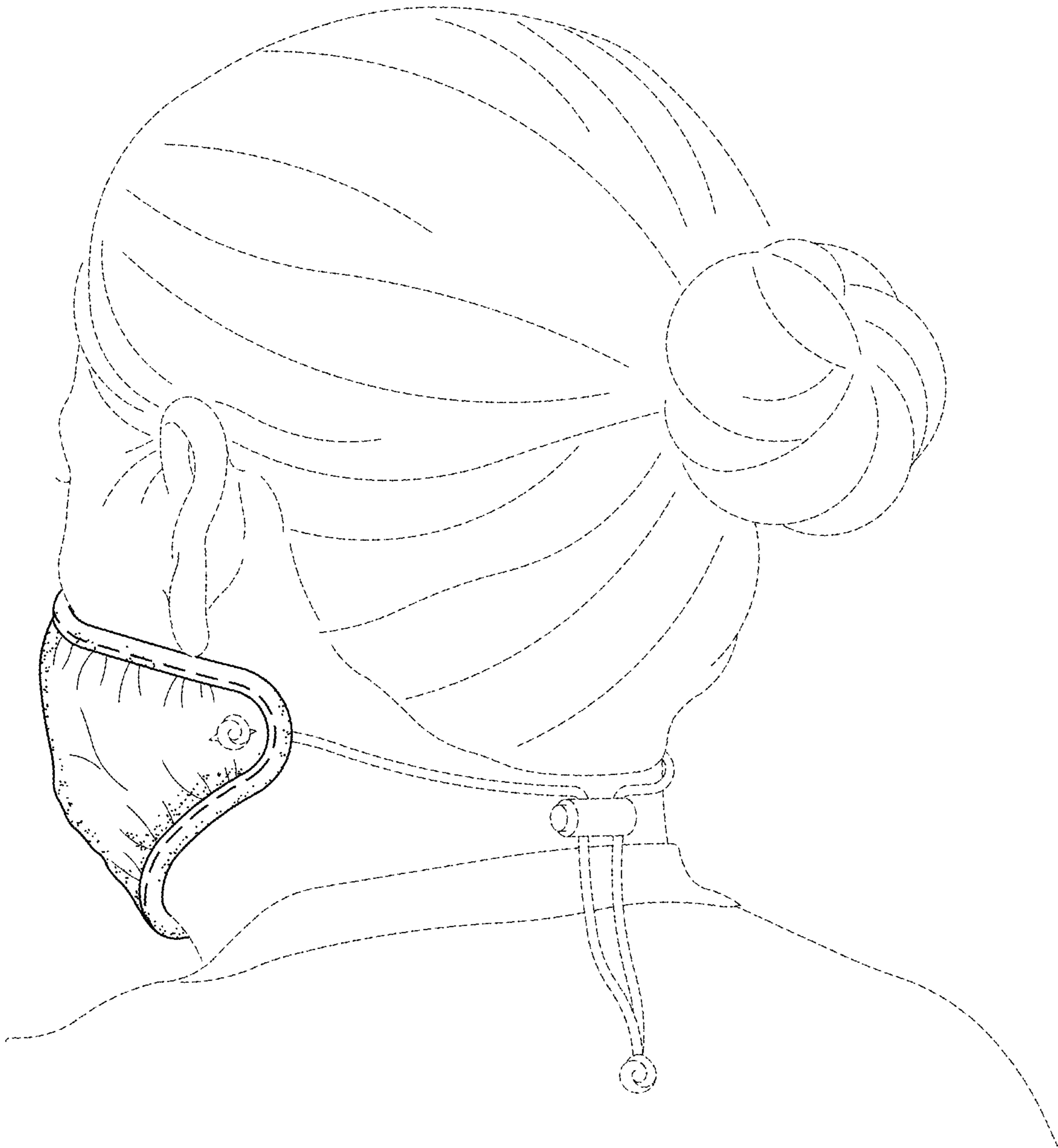


FIG. 11